

GM 71042

Report on exploration work Opinaca A property, summer of 2018

Documents complémentaires

Additional Files



Licence



License

Cette première page a été ajoutée
au document et ne fait pas partie du
rapport tel que soumis par les auteurs.

Énergie et Ressources
naturelles

Québec 



**REPORT ON EXPLORATION WORK OPINACA A PROPERTY,
SUMMER OF 2018, JAMES BAY, QUEBEC**
(NTS MAP SHEETS , 33B/12, 33B/13, 33C/09 and 33C/16)

Geneviève Boudrias, P. Geo. M.Sc.,
Geneviève Boudrias, géologue inc.

Martin Tuchscherer, P. Geo, Ph.D.
Chief Geologist – Azimut Exploration

November 19, 2018

SUMMARY

The Opinaca A property is located roughly at 335 km northeast of Matagami, Quebec and 4 km north of Goldcorp's Éléonore Mine. It is in a joint venture between Azimut Exploration Inc. and Everton Resources Inc. Exploration on the property focuses on the discovery of gold mineralization similar to Goldcorp's Eleonore Mine. It consists of 247 mining titles, covering a total area of 128,71 km² that are all located in NTS map sheets 33B/12, 33B/13, 33C09 and 33C/16.

The property is subject to joint venture between Azimut Exploration Inc. and Everton Resources Inc. As of the date of this report the ownership in the property is as follows: Azimut Exploration Inc. 50.0 % and Everton Resources Inc. 50.0 %. Azimut is the operator of the current program.

The property is accessible anytime of the year by road using the Eleonore Mine road.

The property is underlain by rocks belonging to the Opinaca Subprovince, which is part of the Superior Province of the Precambrian Canadian Shield. The sector is highly prospective due to its proximity with the nearby Roberto gold deposit at Mine Opinaca / Goldcorp's Eleonore Mine.

Historical work, which include drilling programs, were conducted on this property between 2005 and 2010. The last program dates from 2016.

This report covers a soil survey program carried out on the Opinaca A property between July 12 and July 14, 2018. Two working days were spent in the field by a crew of five. The work focused on the southwestern part of the property. In all, one hundred twenty-two (122) soil samples were collected.

The objective of surface exploration work in 2018 was to:

- Collect geochemical data from quaternary soil samples in order to further direct gold exploration.

Following the soil sampling program, no significant gold values were obtained in this area.

Exploration on the Opinaca A property is still at a grassroots stage. Additional prospecting, detailed geological and geophysical work is recommended to better characterize the prospective areas.

TABLE OF CONTENTS

1. INTRODUCTION	1
1.1. Location and access	1
1.2. Personnel.....	3
2. MINING TITLES.....	3
3. HISTORICAL EXPLORATION WORK.....	4
4. GEOLOGY.....	6
4.1. Regional Geology.....	6
4.2. Property Geology.....	8
4.3. Mineralization.....	9
5. EXPLORATION WORK: SUMMER OF 2018	10
5.1. Prospecting program	10
5.2. Results	10
6. DISCUSSION AND CONCLUSION.....	12
7. RECOMMENDATIONS.....	12
8. REFERENCES.....	12
9. STATEMENT OF QUALIFICATIONS	16

LIST OF FIGURES

Figure 1. Location of the Opinaca A Property located in the Eeyou Istchee/James Bay, region of northern Quebec.....	2
Figure 2. Opinaca A mining titles map as of November 2, 2018 consisting of one single block of 247 contiguous mining titles.....	4
Figure 3. Geological Sub-Provinces, James Bay area - Opinaca A property location (Source: Azimut Exploration Inc., modified from: MERN, DV2012-06).....	7
Figure 4. Local geology of the Opinaca A property. (Modified from MERN, DV2012-06, RG2010-02-C001).....	9
Figure 5. Soil survey samples location.....	10
Figure 6. Soil survey - Gold values over 0.001 g/t Au.....	11

LIST OF TABLES

Table 1. Opinaca A property mining titles status as of November 2, 2018.....	3
Table 2. Bests gold values (> 0.001 g/t Au)	11

LIST OF APPENDIX

Appendix I - Mining Titles	18
Appendix II - Soil sample list	25
Appendix III - Certificates of analysis.....	29

1. INTRODUCTION

This report has been prepared by Geneviève Boudrias, consultant geologist (OGQ# 0608) at Geneviève Boudrias, géologue Inc., for Azimut Exploration Inc., a mineral exploration company based in Longueuil, Quebec. François Bissonnette, Azimut's Operations Manager, has participated in the 2018 field program on the Opinaca A property and Martin Tuchscherer, Azimut's Chief Geologist, has revised this report.

The present document reports work performed on the Opinaca A gold property during the period between July 12 and July 14, 2018. Two working days were spent on the field by a five people crew focusing on the southwestern part of the property. During this prospecting campaign, one hundred and twenty-two (122) soil samples were collected and sent for gold and multi-element analysis.

Detailed data is available in the **Appendix** section as well as any supporting material.

1.1. Location, Access and Physiography

The Opinaca A property is located in the Eeyou Istchee/James Bay, region of northern Québec and is located about 170 km southeast of Radisson (162 km southeast of La Grande airport), and 7 km southeast of Goldcorp's Eleonore Mine (Figure 1).

NTS map sheets: 33B/12, 33B/13, 33C/09 and 33C/16

Project External delimitations:

Latitude: Between 52° 44' N and 52° 53' N

Longitude: Between 75° 48' W and 76° 09'30" W

Project approximative central point:

Easting: 431,345 mE

Northing: 5,848,115 mN

Geodetic Reference System (for this report):

Map projection: NAD 83 - UTM Zone 18

Access to the property was from Goldcorp's nearby Éléonore mine, located 7 km from the property's southern boundary. The Éléonore mine is located approximately 800 km north of Montreal and 350 km north of the town of Matagami, on the northeastern shore of the Opinaca Reservoir, at Latitude 52.69° N and Longitude 76.08° W, or 426,508 mE and 5,839,356 mN (NAD 83 UTM Zone 18). Road access is from a secondary road leading to the Hydro-Quebec' Sarcelle's power plant, branching off the James Bay Road at Km 394. The mine also has regular private charter plane service provided by Air Creebec.

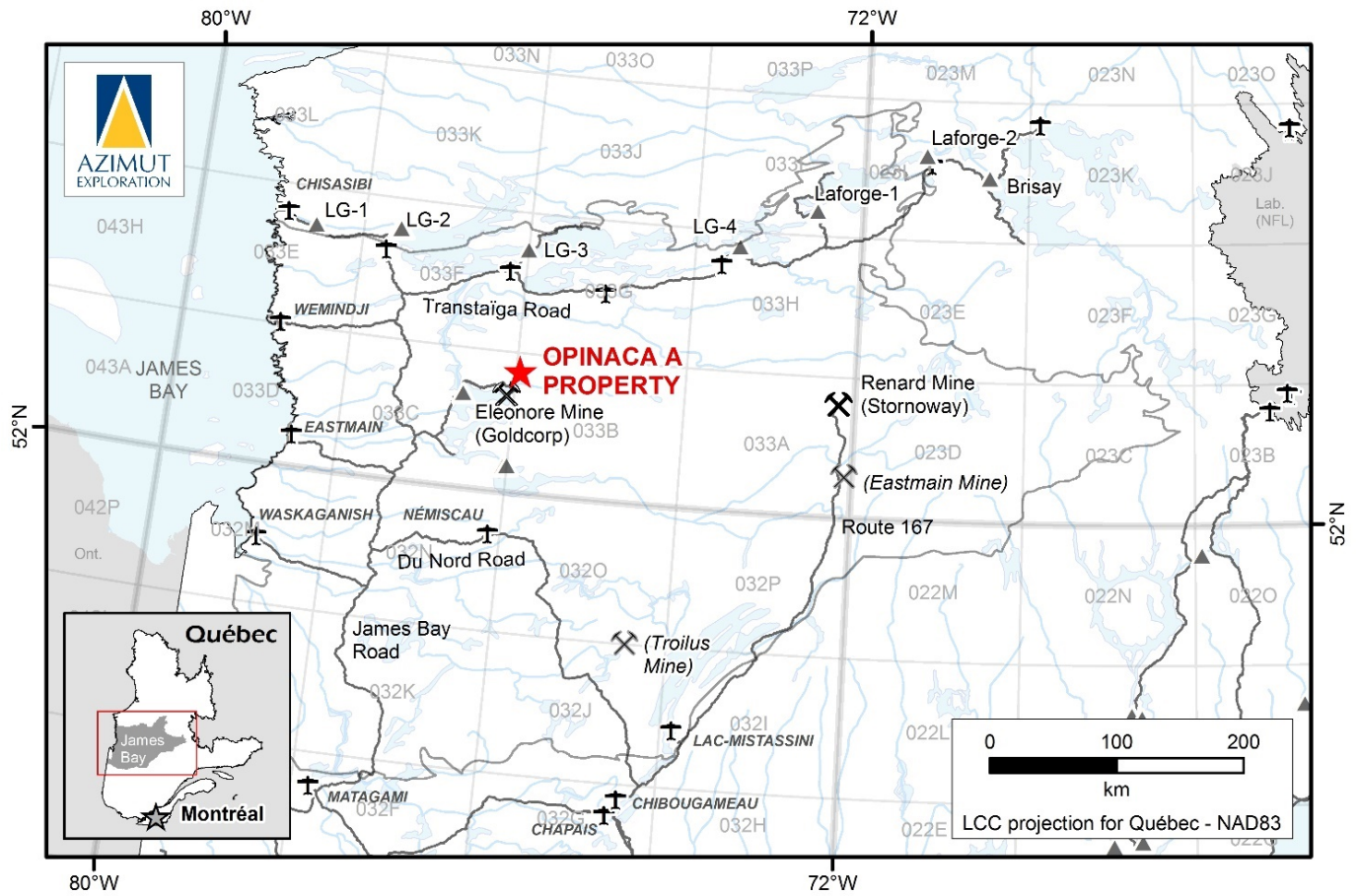


Figure 1. Location of the Opinaca A Property in the Eeyou Istchee/James Bay region of northern Quebec.

1.2. Personnel

At the request of Azimut Exploration Inc., Geneviève Boudrias, senior consultant geologist, participated in the preparation and the writing of this report, which has been revised by Martin Tuchscherer. All pertinent data was provided to G. Boudrias by Azimut for the preparation of the report. Geneviève Boudrias didn't visit the property.

Field work was performed by Azimut's exploration team and consultants, supported by contract service suppliers and prospectors. Prospecting and sampling work were carried out by Azimut's exploration staff: François Bissonnette (Operations Manager), Anne-Fleur Kunzelmann (Geologists-in-Training), Baptiste Boisvert (Student Assistant) and Yves Savard and Stéphane Savard (Prospectors).

The fieldwork started on July 12, 2018 and a total of two days were spent in the field. The exploration team was based out of Goldcorp's Eleonore Mine where accommodations and working areas were rented by Azimut.

2. MINING TITLES

As of November 2, 2018, Azimut's Opinaca A property consisted of an aggregate of two hundred forty-seven (247) contiguous mining titles covering 128,71 km² (**Figure 2**). All the mining titles are map-designated cells, each of which geographically measures 0° 0' 30" x 0° 0' 30". At the latitude of the Opinaca A property, the average surface area of a CDC is about 52.15 ha. **Table 1** summarizes the work commitments and renewal fees related to the property. Detailed claim data is presented in **Appendix I**. The Opinaca A property is subject to a joint venture between Azimut Exploration Inc. (50.0%) and Everton Resources Inc. (50.0 %). The mining titles are located on NTS map sheets 33B/12, 33B/13, 33C/09 and 33C/16.

Table 1. Opinaca A property mining titles status as of November 2, 2018

Renewal Date	Number of CDC	Area (ha)	Excess credits	Work commitment	Renewal fees
2018-12-02	1	52.12	- \$	1,625.00 \$	148.18 \$
2018-12-05	7	364.94	4,538.40 \$	11,375.00 \$	1,037.26 \$
2020-09-28	64	3333.7	11,387.43 \$	104,000.00 \$	9,483.52 \$
2020-10-04	14	728.71	16,406.15 \$	22,750.00 \$	2,074.52 \$
2020-10-12	24	1,251.47	80,360.61 \$	39,000.00 \$	3,556.32 \$
2020-10-17	17	885.84	87,368.58 \$	27,625.00 \$	2,519.06 \$
2020-11-16	4	208.62	- \$	6,500.00 \$	592.72 \$
2020-11-17	13	677.41	2,837.69 \$	21,125.00 \$	1,926.34 \$
2020-11-25	4	208.34	9,404.44 \$	6,500.00 \$	592.72 \$
2020-12-02	91	4,743.57	222,320.84 \$	147,875.00 \$	13,484.38 \$
2020-12-05	8	416.65	- \$	13,000.00 \$	1,185.44 \$
Total	247	12,871.37	434,624.14 \$	401 375.00 \$	36 600.46 \$

- 1970's Société de Développement de la Baie James (SDBJ).** NTS sheet 33C/09. Several economic evaluations were conducted (GM 32951, 34000, 34001, 34002 and 38167) and a regional lake sediment survey covered the area (GM 34044, 34046, 34047).
- 2005 Everton Resources Inc./Azimut Exploration Inc.** Cartography, till and soil surveys – Discovery of the In-Extremis gold occurrence (adjacent) (GM 62526) and a total of 164 lake bottom sediment samples. No significant base metals anomaly is present (GM 62527). A soil sampling was also executed by IOS Geoservices (GM 62530).
- 2006 Everton Resources Inc./Azimut Exploration Inc.** Helicopter-borne Aerotem II survey (EM and Mag) (GM 62524).
- 2006-07 Azimut Exploration Inc.** Litho-geochemical sampling (602 samples): **discovery of four significant gold occurrences: Inex, Claude, Charles, Dominique** (GM 64181, GM 62584).
- 2007 Everton Resources Inc./Azimut Exploration Inc.** Geophysical survey: Mag and resistivity/IP surveys for a total of 45.8 km of magnetic surveying and 34.15 km of IP surveying over Charles and Smiley grids (GM 63916, GM 63917).
- 2007-08 Azimut Exploration Inc..** Drilling program for a total of 5,875.8 m in 38 holes on the Opinaca A, B and B-North properties focusing on Charles and Claude gold occurrences. The drilling campaign confirm the gold bearing potential (GM 64535).
- 2008 Everton Resources Inc./Azimut Exploration Inc.** PP survey on Wildcat-1 property, Moose grid, Opinaca A property, Clear Lake, Smiley and Lola grids (GM 63739, GM 63914).
- 2010-11 Mines Aurizon Ltee/Everton Resources/Azimut Exploration Inc.** Covering all their properties - Drilling program: thirty-two DDHs were drilled for a total of 5,896.0 m and 2,589 samples were collected and assayed. Also, three-hundred fourteen (314) channel samples, 709 till samples and 97 soil samples were collected and assayed. A gold zone was delimited (GM 66374).
- 2012 Mines Aurizon Ltee/Everton Resources/Azimut Exploration Inc.** Soil sampling: 1,200 samples each 25.0 m. One hundred eighty-eight (188) grab samples and 209 till samples were taken (GM 67197).
- 2013 Mines Aurizon Ltee/Everton Resources/Azimut Exploration Inc./Les Mines Opinaca Ltee.** Geophysical survey: Airborne magnetic and Dighem survey (GM 67196).
- 2014 Everton Resources/Hecla Québec/Azimut Exploration Inc.** Geophysical surveys: high resolution helicopter-borne aeromagnetic survey (GM 68373). Ground mag survey on Conglo and Smiley grid (GM 68374).
- 2014 Everton Resources/Azimut Exploration Inc./ Hecla Québec.** Drilling program, till, channel, soil and grab sampling, stripping. Fourteen 14 DDHs were drilled for a total of 3,277.0 m (OP-14-33 to OP-14-46) on Smiley and Conglo grids. A total of 1,747 samples were taken and analyzed. No significant gold values were obtained (GM 68488). No significant assays results were returned with the exploration sampling survey (GM 68529, GM 68829).
- 2016 Everton Resources.** Adjacent to the southwestern corner of the Opinaca A property. Till and soil surveys. No significant result obtained (GM 69875).
- 2016 Azimut Exploration.** Till sampling in the southwest part of the Opinaca A property. Sixteen (16) samples of 15 kg were taken and analyzed. Visible gold count range from 1 to 6 gold grains with the highest counts at 5 and 6 grains (GM 69901).

4. GEOLOGY

This Geology Section has been extracted and modified from Héon, 2016

4.1. Regional Geology

The Eeyou Istchee James Bay municipality is a vast area of about 335,000 km² including the La Grande and the Opinaca subprovinces, the northern part of the Opatica Subprovince, the Nemiscau Subprovince, and small parts of the Ashuanipi and Minto subprovinces (Fontaine *et al.*, 2017). The Opinaca A property is located within the Archean volcano-sedimentary Subprovince of Opinaca in the vicinity of the La Grande Subprovince.

This extract from Fontaine (2015) outlines the potential of this tectonic setting:

“The Superior Province is one of the most gold-rich Archean cratons with more than 375 Moz Au of estimated gold (Gosselin and Dube, 2005a,b; B. Dube and V. Becu, unpub. data). The James Bay region is part of the Superior Province of the Canadian Shield (Card and Ciesielski, 1986; Percival & al., 2007), which is characterized by Neoproterozoic rocks with Meso- and Paleoproterozoic reworked domains (3.45–2.57 Ga; Goutier and Dion, 2004). The metamorphic grade increases quickly to the granulitic metasedimentary units of the Opinaca subprovince, which is interpreted as an injection complex (Morfin & al., 2013). Migmatization of the sedimentary rocks occurred between 2663 and 2637 Ma (Morfin & al., 2013). The La Grande subprovince comprises sedimentary rocks, local volcanic assemblages, and numerous intrusions (Franconi, 1978; Goutier & al., 2001; Moukhsil & al., 2003), underlain by an older Archean basement (Goutier & al., 2001; Bandyayera & al., 2010). The contact between the two subprovinces defines the first-order gold metallogenic belt in the James Bay area as most known gold deposits and showings are located within about few kilometres of this contact (Fig. 1a), such as the Corvet-Est (Aucoin & al., 2011), the La Grande-Sud (Mercier-Langevin & al., 2012), and the turbidite-hosted Wabamisk (Beauchamp & al., 2015) projects. Since the discovery of the Roberto deposit by Mines d’Or Virginia in 2004, this contact and, in particular, the adjacent polydeformed turbiditic basins are the current exploration targets in the James Bay region (Gauthier, 2000; Gauthier & al., 2007; Ravenelle & al., 2009, 2010; Ravenelle, 2013).”

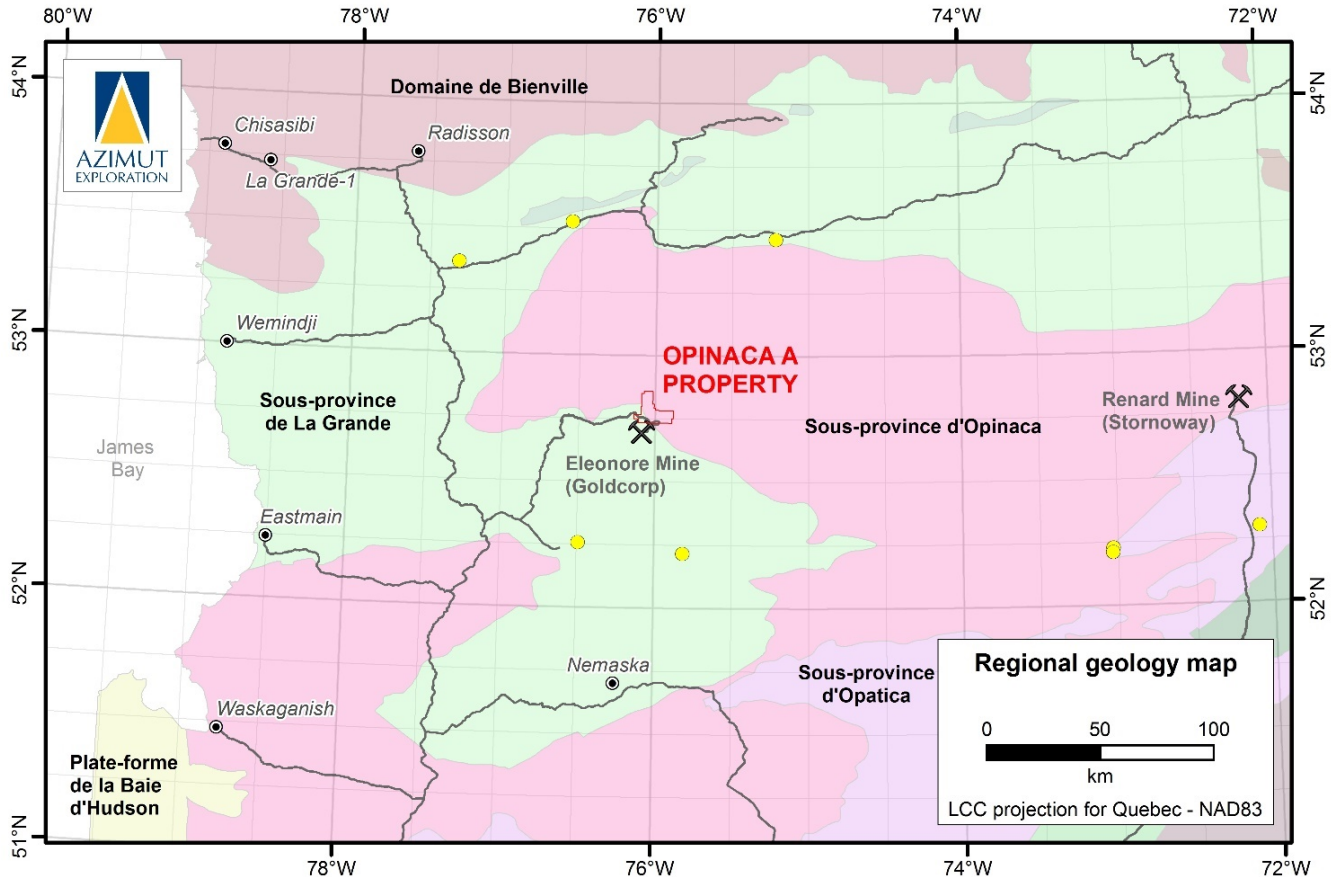


Figure 3. Geological Sub-Provinces, James Bay area - Opinaca A property location (Source: Azimut Exploration Inc., modified from: MERN, DV2012-06).

4.1.1. Regional mineralization

Fontaine et al. (2017) indicate that: “The Eeyou Istchee James Bay municipality was always considered less prolific for major gold discoveries than the Abitibi region mainly because of the scarcity of greenstone belts and presence of high-grade metamorphism. Conceptual models, including potential for porphyry systems, and influence of metamorphic gradients on hydrothermal fluid circulation were tested by Virginia Gold Mines near a Cu-Ag-Au-Mo showing hosted by the Ell Lake diorite and discovered by Noranda in 1964. A trail of mineralized boulders, including one that provided a grab sample at 22.9 g/t Au, was identified in 2002, and followed up-ice to the source area, leading to the discovery of the Roberto deposit in 2004” (**Figure 3**).

The Roberto gold deposit is hosted in overturned turbidic sedimentary rocks of the Low Formation that are intruded by a series of syn- to post-tectonic intrusions, including pegmatites. The sedimentary rocks and most probably the ore, are metamorphosed to amphibolite facies. Some horizons in the sequence are interpreted as metasomatic replacement; diopside, tourmaline, microcline and alumino-silicates are typical proximal alteration minerals.

Gold mineralization is mainly hosted by thin-bedded greywacke at the stratigraphic top of the Low Formation and is characterized by potassium and magnesium-bearing metasomatic alteration halo and an outer calcium-bearing halo. The main ore zones are deformed, and the bulk of the mineralization occurred before the emplacement of the pegmatite. The main style of mineralization (up to 25.0 g/t Au over 20.0 m) consists of a stockwork of quartz-sulphide veinlets and reddish-brown replacement zones, other styles of mineralization and alteration also occur. Gold has been intersected in pegmatite at depth.

In June 2016, the Éléonore mine had mineral reserves of 4.57 Moz (23.44 Mt at 6.07 g/t Au), measured and indicated gold mineral resources of 0.93 Moz (5.14 Mt at 5.66 g/t Au) and inferred mineral resources of 2.35 Moz (9.73 Mt at 7.52 g/t Au) (Fontaine *et al.*, 2017).

Since the discovery of the Roberto deposit in 2004, the turbidity succession of the Low Formation and the Subprovinces of La Grande and Opinaca litho-tectonic contact have become prime exploration targets in the James Bay region.

Other mineralization in the area occurs in association with contacts between meta-sedimentary and intrusive rocks. The JT, Moni (Azimut Exploration/ Eastmain/ Goldcorp) prospects and the Cheechoo prospect (Sirios Resources), located approximately 30 to 35 km to the southeast, all report high grade gold mineralization associated with a metasediment/tonalite contact or within a tonalite intrusion. These occurrences, although hosted by the La Grande Sub-province, are considered relevant to the potential of the Opinaca A property as they are all in proximity to the litho-tectonic contact between sub-provinces, which has evolved into a significant metallotect in the region.

The structural, magmatic and metamorphic history interpreted at the deposit contributes to long-lived hydrothermal and mineralizing events. The Opinaca A property is located in a similar geological setting.

4.2. Property Geology

The geological map (**Figure 4**) shows the property is underlain by various phases of the Janin plutonic Suite which intrude through the migmatized paragneiss of the Laguiche Complex (Bandyayera *et al.*, 2010). The Janin intrusive Suite consist of various proportions of massive to foliated and banded tonalite, granite, aplite, granodiorite and pegmatite, with enclaves of migmatized paragneisses. The contact between these two units is therefore interpreted as a structural discontinuity that may have metallogenic implications.

The southern part of the property is underlain by the metasedimentary Laguiche Complex part of Opinaca subprovince. It is mainly composed by biotite-paragneiss (MERN, 2018).

The property covers the southwestern part of the tardi-intrusion of Menouow Pluton (Bandyayera and Fliszar, 2007), which have been put in place at the contact between the La Grande and Opinca subprovinces, north of the Opinaca reservoir. This pluton is characterized by a high magnetic susceptibility (Bandyayera *et al.*, 2010).

A Proterozoic dyke appears to mark another structural discontinuity south of the property. South of the dyke, the La Guiche and Janin sequences are bent in a sigmoid shape of overall northeast strike. According to the digital geology available on the Sigeom website, this discontinuity is interpreted as the highly prospective contact between the Opinaca and La Grande sub-provinces.”

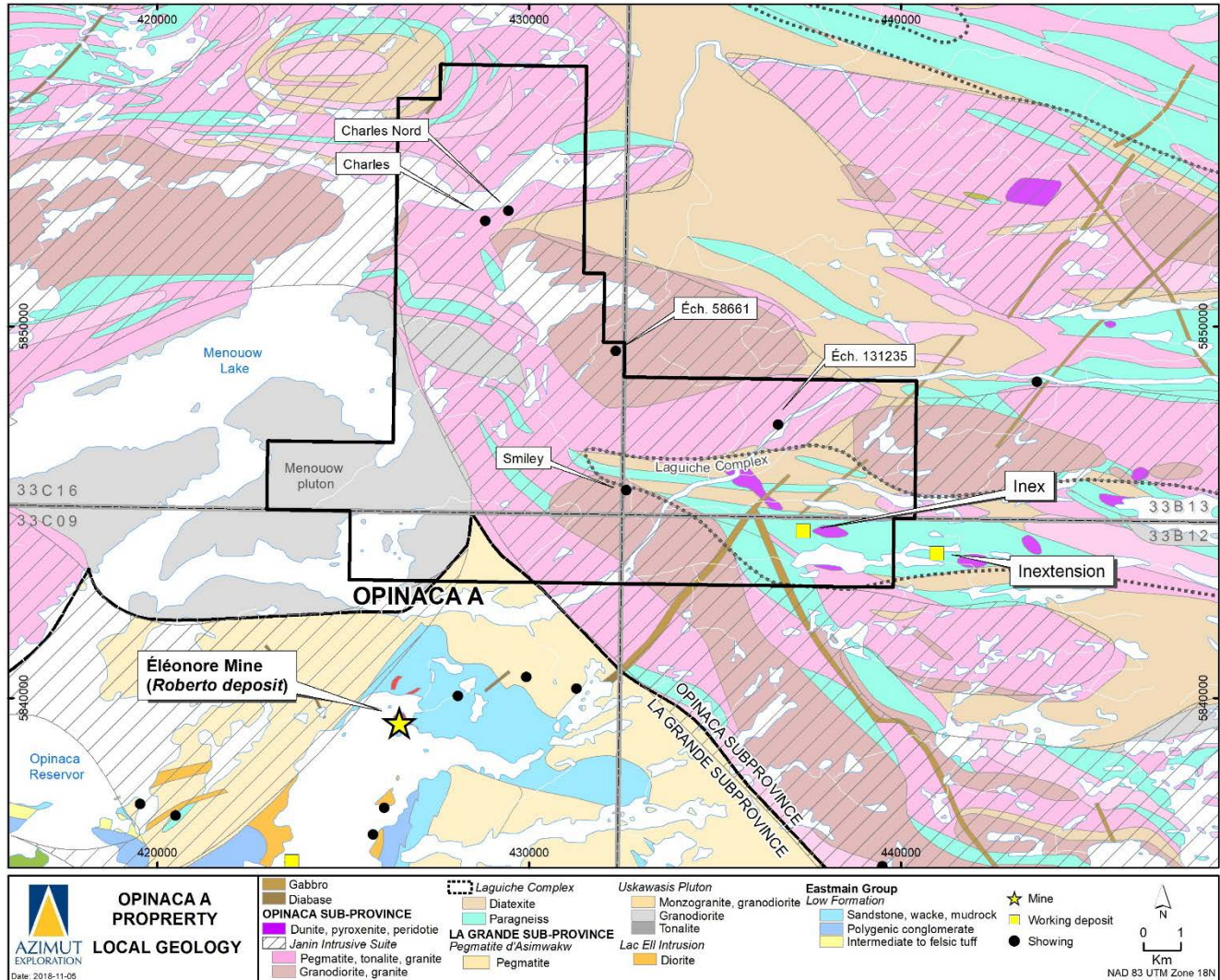


Figure 4. Local geology of the Opinaca A property. (Modified from MERN, DV2012-06, RG2010-02-C001).

4.3. Property mineralization

From the Azimut's website, the Smiley prospect (**Figure 4**), is associated with an E-W trending deformation corridor at its intersection with other subsidiary structures. In 2008, drilling by Everton had yielded positive results at the Smiley Prospect, including 4.2 g/t Au over 1 m and 0.4 g/t Au over 1 m. Of interest, intense local alteration was observed in greywackes and paragneiss.

The Charles, Charles Nord and the Inex prospects, discovered in 2006 by Everton Resources, are hosted in a garnetiferous and sulphide-rich paragneiss. Primary control on gold mineralization appears to be the regional foliation trending ENE to WNW locally (Charbonneau, 2008).

5. EXPLORATION WORK: SUMMER OF 2018

5.1. Soil sampling program

During the summer of 2018, two (2) working days were spent in the field focusing the southwestern part of the Opinaca property to collect geochemical data from quaternary soil samples. The area is underlain by the Menouow Pluton mainly composed by hornblende-granodiorite rock at the contact between the Opinaca and the La Grande subprovinces.

The **Figure 5** shows the location of the summer 2018 soil survey.

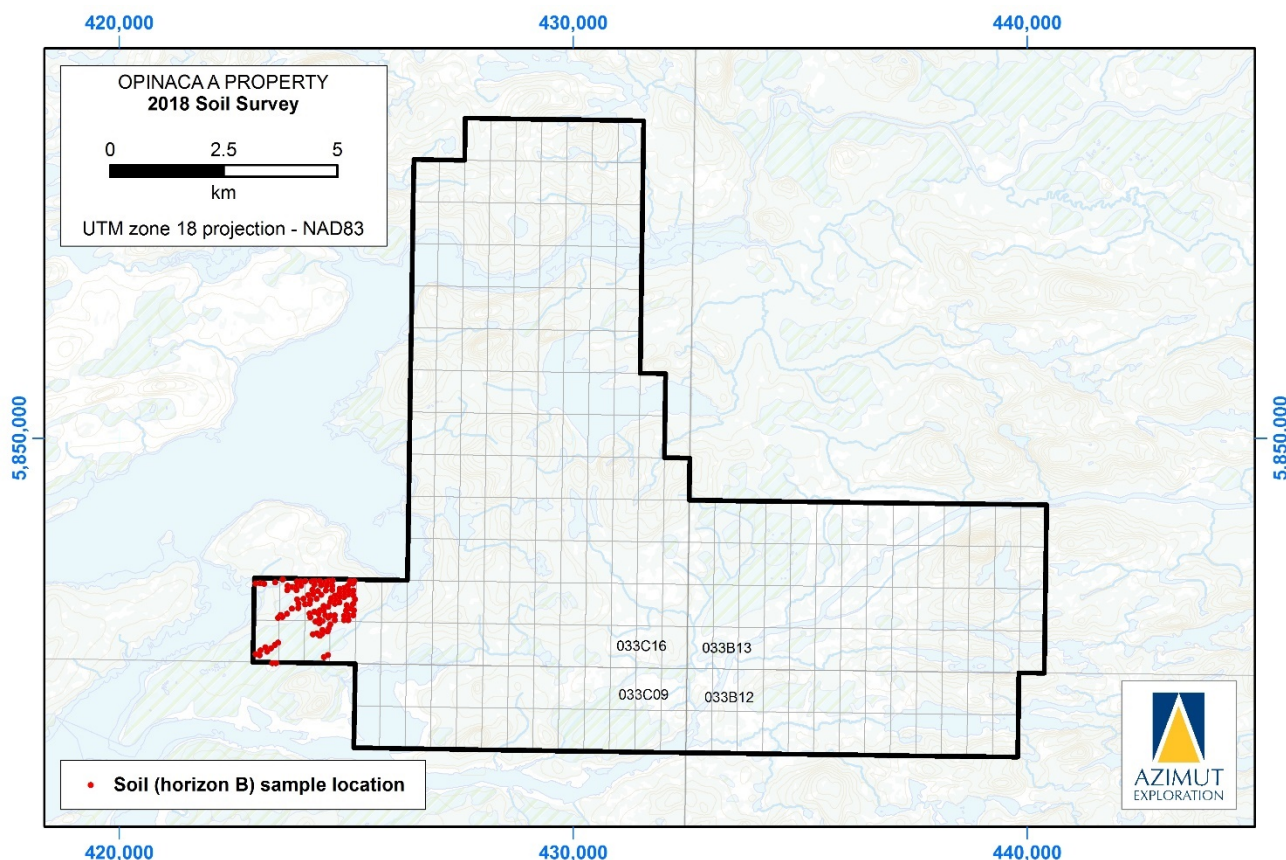


Figure 5. Soil survey samples location.

During this sampling campaign, one hundred twenty-two (122) soil samples were collected (**Figure 6, Appendix II**).

During the survey, each rock samples were placed in an individual bag. Samples were labeled and then packed in bigger rice bags to be finally sent for analytical work at ALS Minerals in Val d'Or. Sample were analyzed for 53-elements by four acid digestion and inductively coupled plasma-atomic emission spectroscopy (ME-MS61).

5.2. Results

The target area was sampled entirely. **Figure 6** shows the soil sample's location with the best gold values. A table of the samples' description with assays results is presented in **Appendix II**. The assays certificates are in **Appendix III**. **Table 2** presents sample results with gold values over 0.001 ppm Au.

Table 2. Bests gold values (> 0.001 g/t Au)

Sample Num.	East Nad83Z18	North Nad83Z18	Au ppm
B010	423810.80	5846726.33	0.0058
B036	423591.97	5846067.67	0.0011
B058	425176.70	5846859.40	0.0026
B060	425031.60	5846749.94	0.0030
B081	424648.05	5845900.30	0.0012
B089	424603.67	5846054.19	0.0011
B112	424693.10	5846663.17	0.0014
B114	424452.52	5846556.09	0.0092

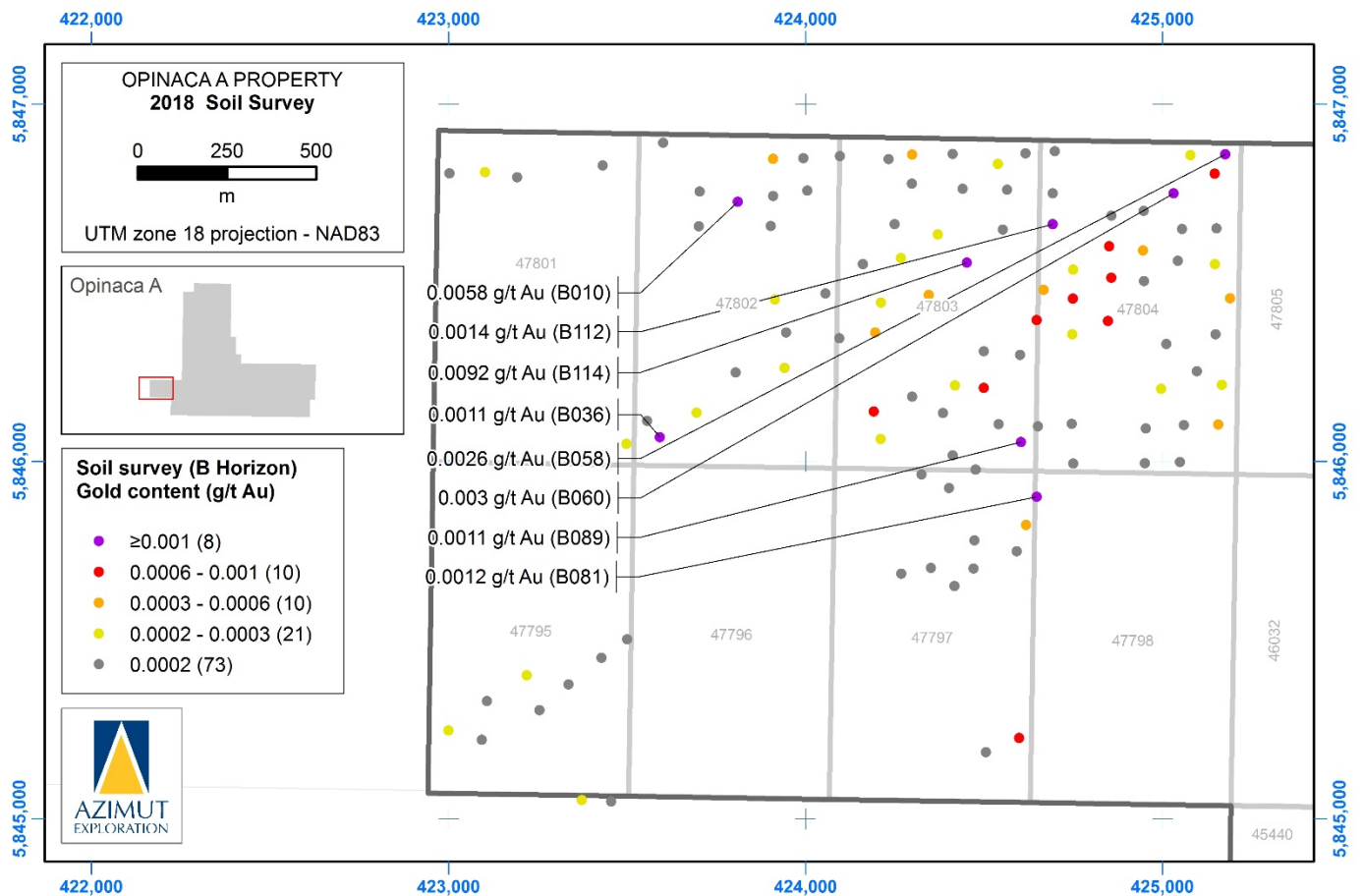


Figure 6. Soil survey - Gold values greater than 0.001 g/t Au are shown in purple.

The best gold value (0.0092 ppm) is obtained in the sample B114. On 122 samples, eight (8) soil samples return values greater than 0.001 g/t Au, ranging between 0.001 and 0.0092 g/t Au. No significant correlation was obtained with bismuth (Bi).

6. DISCUSSION AND CONCLUSION

The Opinaca A property is strategically located in a highly prospective zone of the Opinaca Subprovince. It is located in close proximity with the world-class Roberto deposit.

Results from the Summer 2018 soil survey campaign show background gold concentrations. No significant values were obtained.

7. RECOMMENDATIONS

Reconnaissance work on the southwestern part of the Opinaca A property is still at an early grassroots exploration stage.

In order to support the prospecting work and due to the limited mineral and geological data available in the area, the main recommendation is to undertake a project-scale geological mapping and a prospecting program. Follow-up ground geophysical surveys (IP, Mag) are also recommended to best document the airborne TDEM anomalies in order to prioritize drilling targets and drill collar locations.

8. REFERENCES

- Bandyayera, D., Rhéaume, P., Mauricce, C., Bédard, É., Morfin, S. et Sawyer, E.W., (2010). Synthèse géologique du secteur du Réservoir Opinaca, Baie-James. MRNF. **RG 2010-02**.
- Bandyayera, D., and Fliszar., A., (2007). Geology of the Baie Kasipasikatch (33C09) and lac Janin (33C16) areas. MRN. **RP 2007-05(A)**. 15p.
- Barbe, P., Demers, M., (2012). Sommaire des travaux d'exploration des campagnes 2010 et 2011, Projet Opinaca-Wildcat. Mines Aurizon Ltee, Everton Resources inc., Exploration Azimut Inc. 2202 p., **GM 66374**.
- Barbe, P., Demers, M., (2012). Sommaire des travaux d'exploration de mai et juin 2012 sur les propriétés Opinaca, Wildcat et Opinaca-Est. Mines Aurizon Ltee, Everton Resources inc., Exploration Azimut Inc. 412 p., **GM 67197**.
- Barr, H.W., Buxbaum, W., Farkas, M.S., Rainey, K.D., and Lund, J., (1974). Summary report on mineral resource studies in the James Bay Region. SDBJ. 294 pages. **GM 34002**.
- Boudreault, A., Allou, B., (2006). Projet d'exploration aurifère dans le secteur nord-est du réservoir Opinaca, Bloc A, Projet Opinaca. Resources Everton Inc., Azimut Exploration Inc., 266 p., **GM 62526**.
- Caron, Dufour, Séguin et Associés, (1972). Évaluation du potentiel minier du bassin de la Baie James. SDBJ. 1224 pages. **GM 34000**.
- Charbonneau, R., (2016). Report on exploration works for 2016 Wildcat Gold Project, James Bay, Québec. Everton Resources inc. **GM 69875**.
- Charbonneau, R., (Inlandsis Consultants), (2016). Till sampling 2016 southwest part of Opinaca A Property, James Bay Area, Québec. Azimut Exploration inc. **GM 69901**.
- Charbonneau, R. (Inlandsis Consultants), (2009). Report on exploration works for 2006 and 2007, Opinaca Gold Project, James Bay, Quebec. Everton Resources Inc./Azimut Exploration Inc. 474 p. **GM 64181**.
- Charbonneau, R. (Inlandsis Consultants), (2008). Report on exploration works for 2006 and 2007, Opinaca Gold Project. Azimut Exploration Inc. 474 p. **GM 64181**.
- Demers, J.R., (1969). Évaluation portant sur l'accessibilité et le développement de la région du nord-ouest québécois. SDBJ. 196 p., **GM 32951**.
- Dubois, M., (Abitibi Géophysique inc.), (2014). Levé de magnétométrie positionné par GPS, Projet Opinaca-Wildcat. Exploration Azimut Inc., Everton Resources inc. 15 p. **GM 68374**.
- Fontaine, A., Dubé, B., Malo, M., McNicoll, V.J., Brisson, T., Doucet, D. and Goutier, J., (2015). Geology of the metamorphosed Roberto Gold Deposit (Éléonore Mine). James Bay region. Quebec: diversity of mineralization styles in a polyphase setting in TGI4: Contributions to the Understanding of Precambrian Lode Gold Deposits and Implications for Exploration. **GSC Open File 7852**.
- Fontaine, A, Dubé, B., Malo, M., Ravenelle, J-F., Fournier, E., McNicoll, V., Beausoleil, C., Prud'homme, N, Goutier, J., (2017). The Éléonore Gold Mine : Exploration, discovery and understanding of an emerging gold district in Eeyou Istchee James Bay, Superior Province, Northern Québec, Canada. Case studies paper 42 *In: Proceedings of Exploration 17: Sixth Decennial International Conference on Mineral Exploration. Ed. V. Tschirhart and M.D. Thomas, 2017. Pages 601-617.*
- Girard, R., (IOS Geoservices), (2006). Géochimie des sols, Projet Opinaca, Bloc 1. Everton Resources, Azimut Exploration Inc., 50 p., **GM 62530**.
- Héon, D., (2016). Report on exploration work Opinaca D Property, Summer of 2016, James Bay, Québec (NTS Map Sheets 33C/09 and 33C/16). Azimut Exploration inc. 30 p., **GM 69882**.
- Lalancette, J., Girard, R., (2006). Lake bottom sediment sampling program east of Opinaca Reservoir, Opinaca -A and Opinaca A-East. Everton Resources inc., Azimut Exploration Inc., 150 p., **GM 62527**.

- Lambert, G., (2008). Rapport sommaire sur des travaux géophysiques au sol, levés de polarisation provoquée, Projet Opinaca A, Grilles Clear Lakes, Smiley et Lola. Everton Resources Inc., Exploration Azimut inc. 23 p. **GM 63714**.
- Lambert, G., (2008). Rapport sommaire sur des travaux géophysiques au sol, levés de polarisation provoquée, Projet Wildcat-1, Grille Moose. Everton Resources Inc. 14 p. **GM 63739**.
- Lambert, G., (2007). Rapport sommaire sur des travaux de géophysique au sol, levés magnétométriques champ total et de polarisation provoquée, Projet Opinaca 'A' (Grille Smiley). Exploration Azimut Inc., Everton Resources inc., 16 p. **GM 63917**.
- Marleau, R.A., (1979). Étude préliminaire du potentiel en minéraux industriels et certains métalliques du territoire. SDBJ. 128 pages. **GM 38167**.
- Miller, R.J.M., (1966). Report on the Ell Lake, Claim Group Opinaca Lake. Noranda Exploration Co. Ltd. 6 p., **GM 18256**.
- MRNQ (2010). Carte du Rapport FG 2009-01. Synthèse géologique du secteur du réservoir Opinaca, Baie James. **RG2010-02-C001**.
- Pearson, M., (2013). Geophysical survey report, Airborne magnetic and Dighem survey, Opinaca-Wildcat area. Mines Aurizon Ltee., Azimut Exploration inc., Everton Resources Inc., Les Mines Opinaca Ltée. 87 p., **GM 67196**.
- Ravenelle, J.-F., Dubé, B., Malo, M., McNicoll, V., Nadeau, L., Simoneau, J., (2010). Insights on the geology of the world-class Roberto gold Deposit. Eléonore property, James Bay area, Québec; Geological Survey Canada. **Current Research 2010-1**.
- Rivest, H., Alvarado, A. (Abitibi Géophysics Inc.), (2007). Resistivity – induced polarization and magnetic field surveys, interpretation report, Opinaca Bloc A Project. Exploration Azimut Inc., Everton Resources Inc., 36 p. **GM 63916**.
- Rudd, J., (Aeroquest Ltd.), (2006). Report on a helicopter-borne Aerotem II Electromagnetic and Magnetic survey. Azimut Exploration Inc., Everton Resources Inc., 29 p. **GM 62524**.
- St-Hilaire, C. (Geo Data Solutions GDS), (2014). Data acquisition report. High resolution helicopter-borne aeromagnetic survey, Opinaca Property, Blocks A and B. **GM 68373**.
- Tremblay, E., L'Heureux, M., (2009). Report on the 2007-2008 drilling programs, Opinaca A, B and B-North properties. Azimut Exploration Inc., 837 p. **GM 64535**.
- Tremblay, M., Marleau, R.A., (1973). Étude de la géologie et du potentiel minéral du territoire de la Baie James. SDBJ. 1146 pages. **GM 34001**.
- Vigneau, S., (2014). Sommaire des travaux d'exploration de juin à août 2014 sur les propriétés Opinaca, Opinaca Est et Wildcat, Projet Opinaca Wildcat. Hecla Québec. 540 p. **GM 68529**.
- Vigneau, S., Lavoie-Deraspe, J., (2014). Sommaire des travaux d'exploration de février et mars 2014 sur les propriétés Opinaca et Wildcat, Projet Opinaca-Wildcat. Exploration Azimut Inc., Everton Resources Inc., Hécla Québec. 944 p., **GM 68488**.
- Vigneau, S., De Toni, A.F., Lavoie-Deraspe, J., (2014). Sommaire des travaux d'exploration de septembre 2014 sur les propriétés Eleonore Est VAAE, Opinaca, Opinaca Est et Wildcat, Projet Opinaca-Wildcat. Exploration Azimut Inc., Everton Resources Inc., Hécla Québec. 342 p. **GM 68829**.
- Villeneuve, P., (IOS Geoservices), (2006). Traitement de minéraux lourds provenant du till, secteur nord-est du Réservoir Opinaca, Bloc A., Projet Opinaca. Everton Resources Inc, Exploration Azimut Inc., 65 p., **GM 62584**.

Web-based products:


- Azimut Exploration Inc. News Releases Available at <http://azimut-exploration.com>
- Sirios Resources website: www.sirios.com
- Regional geology and geophysics maps viewed at <http://sigeom.mines.gouv.qc.ca>
- MERN, 2018 - Stratigraphic Lexique : <http://gq.mines.gouv.qc.ca/lexique-stratigraphique/province-du-superieur/groupe-du-lac-des-montagnes/>

9. STATEMENT OF QUALIFICATIONS

I, **Geneviève Boudrias**, P.geo. M.Sc. do hereby declare that:

1. I am a consultant geologist (Geneviève Boudrias, géologue inc.) domiciled at the following address: 5628, Av. Wilderton, Montréal, Québec, H3T 1R9, Canada.
2. I graduated with a Bachelor`s of Earth Sciences in 1998 and a Master of Science degree in geology from de l`Université du Québec à Montréal (UQAM) in 2002.
3. I have been working as a geologist for 19 years.
4. I am a member of the Ordre des Géologues du Québec (OGQ, #608) and member of the Association de l`Exploration minière du Québec (AEMQ).
5. I am responsible for the writing of this report: « Report on exploration work Opinaca D Property, Summer of 2018 James Bay, Quebec (NTS Map Sheets 33C/09 and 33C/16).
6. This report is based on information supplied by Azimut Exploration inc. To date, I have not visited the property.
7. I am not aware of any material facts or material changes with respect to the subject matter of this report which is not reflected in the report that would mislead the reader.
8. I have no interest, direct or indirect, in the property and I am independent of the issuer (Azimut Exploration Inc.).

Dated in Montreal, 19th November 2018,



Geneviève Boudrias, P. Geo. M.Sc.,

Membre # 608

CERTIFICATE OF QUALIFICATIONS

I, **Martin G. Tuchscherer**, do hereby declare that:

1. I am presently employed as Chief Geologist of Azimut Exploration Inc., 110 Rue de la Barre, Suite 224 Longueuil, QC J4K 1A3.
2. I possess the following degrees: a Bachelor`s of Science (B.Sc.) with a specialization in Geology from Concordia University in Montréal, Québec (1998), a Master`s of Science (M.Sc.) in Geology from the University of New Brunswick in Fredericton, New Brunswick, (2002) and a Doctorate of Philosophy (Ph.D.) in Geology from the University of the Witwatersrand (2008) in Johannesburg, South Africa.
3. I have been working in the field of geology since 1996.
4. I am an active professional member of the *Ordre des Géologue du Québec* (OGQ # 1219).
5. I did not participate in the soil sampling of the Opinaca A property.
6. I have read all the sections and confirm the content of the report entitled “Report on exploration work Opinaca A Property, Summer of 2018 James Bay, Quebec” written by Genevieve Boudrias. I certify this report utilizes proprietary exploration data generated by Azimut Exploration Inc. and information from various authors and sources as referenced.
7. I am not aware of any missing information or change, which would have caused the present report to be misleading.
8. I certify to the use of this assessment report by Azimut Exploration Inc. and its filing with the *Ministère de l’Énergie et Ressources naturelles du Québec*.

Dated in Montréal, Québec this November 19th, 2018.


Martin Guillaume Tuchscherer



The seal is circular with a blue border. The outer ring contains the text "GÉOLOGUE / GEOLOGIST" at the top and "QUÉBEC" at the bottom, separated by two small fleur-de-lis symbols. The inner circle contains the text "MARTIN G. TUCHSCHERER" and "# 1219" below it.

Martin G. Tuchscherer, P.Geo, Ph.D.

Appendix I

Mining Titles

The Opinaca A property is a 50 % - 50 % joint venture between Azimut Exploration Inc. and Everton Resources Inc.

	Mining Title	Area (ha)	Work Commitment (\$)	Renewal Fees (\$)	Excess Credit (\$)	Issuing Date	Expiry Date	NTS
1	39271	52,14	1 625,00 \$	148,18 \$	- \$	2004-09-29	2020-09-28	33C16
2	39272	52,14	1 625,00 \$	148,18 \$	- \$	2004-09-29	2020-09-28	33C16
3	39273	52,14	1 625,00 \$	148,18 \$	- \$	2004-09-29	2020-09-28	33C16
4	39274	52,14	1 625,00 \$	148,18 \$	- \$	2004-09-29	2020-09-28	33C16
5	39275	52,14	1 625,00 \$	148,18 \$	- \$	2004-09-29	2020-09-28	33C16
6	39276	52,14	1 625,00 \$	148,18 \$	- \$	2004-09-29	2020-09-28	33C16
7	39277	52,13	1 625,00 \$	148,18 \$	- \$	2004-09-29	2020-09-28	33C16
8	39278	52,13	1 625,00 \$	148,18 \$	- \$	2004-09-29	2020-09-28	33C16
9	39279	52,13	1 625,00 \$	148,18 \$	- \$	2004-09-29	2020-09-28	33C16
10	39280	52,13	1 625,00 \$	148,18 \$	- \$	2004-09-29	2020-09-28	33C16
11	39281	52,13	1 625,00 \$	148,18 \$	- \$	2004-09-29	2020-09-28	33C16
12	39282	52,13	1 625,00 \$	148,18 \$	- \$	2004-09-29	2020-09-28	33C16
13	39283	52,13	1 625,00 \$	148,18 \$	- \$	2004-09-29	2020-09-28	33C16
14	39284	52,13	1 625,00 \$	148,18 \$	- \$	2004-09-29	2020-09-28	33C16
15	39285	52,13	1 625,00 \$	148,18 \$	4 891,43 \$	2004-09-29	2020-09-28	33C16
16	39286	52,13	1 625,00 \$	148,18 \$	5 802,29 \$	2004-09-29	2020-09-28	33C16
17	39287	52,12	1 625,00 \$	148,18 \$	- \$	2004-09-29	2020-09-28	33C16
18	39288	52,12	1 625,00 \$	148,18 \$	- \$	2004-09-29	2020-09-28	33C16
19	39289	52,12	1 625,00 \$	148,18 \$	- \$	2004-09-29	2020-09-28	33C16
20	39290	52,12	1 625,00 \$	148,18 \$	- \$	2004-09-29	2020-09-28	33C16
21	39291	52,12	1 625,00 \$	148,18 \$	- \$	2004-09-29	2020-09-28	33C16
22	39292	52,12	1 625,00 \$	148,18 \$	312,42 \$	2004-09-29	2020-09-28	33C16
23	39293	52,12	1 625,00 \$	148,18 \$	- \$	2004-09-29	2020-09-28	33C16
24	39294	52,12	1 625,00 \$	148,18 \$	- \$	2004-09-29	2020-09-28	33C16
25	39295	52,12	1 625,00 \$	148,18 \$	- \$	2004-09-29	2020-09-28	33C16
26	39296	52,12	1 625,00 \$	148,18 \$	68,87 \$	2004-09-29	2020-09-28	33C16
27	39297	52,11	1 625,00 \$	148,18 \$	- \$	2004-09-29	2020-09-28	33C16
28	39298	52,11	1 625,00 \$	148,18 \$	- \$	2004-09-29	2020-09-28	33C16
29	39299	52,11	1 625,00 \$	148,18 \$	- \$	2004-09-29	2020-09-28	33C16
30	39300	52,11	1 625,00 \$	148,18 \$	- \$	2004-09-29	2020-09-28	33C16
31	39301	52,11	1 625,00 \$	148,18 \$	312,42 \$	2004-09-29	2020-09-28	33C16
32	39302	52,11	1 625,00 \$	148,18 \$	- \$	2004-09-29	2020-09-28	33C16
33	39303	52,11	1 625,00 \$	148,18 \$	- \$	2004-09-29	2020-09-28	33C16
34	39304	52,11	1 625,00 \$	148,18 \$	- \$	2004-09-29	2020-09-28	33C16
35	39305	52,11	1 625,00 \$	148,18 \$	- \$	2004-09-29	2020-09-28	33C16
36	39306	52,11	1 625,00 \$	148,18 \$	- \$	2004-09-29	2020-09-28	33C16
37	39307	52,10	1 625,00 \$	148,18 \$	- \$	2004-09-29	2020-09-28	33C16
38	39308	52,10	1 625,00 \$	148,18 \$	- \$	2004-09-29	2020-09-28	33C16
39	39309	52,10	1 625,00 \$	148,18 \$	- \$	2004-09-29	2020-09-28	33C16
40	39310	52,10	1 625,00 \$	148,18 \$	- \$	2004-09-29	2020-09-28	33C16
41	39311	52,10	1 625,00 \$	148,18 \$	- \$	2004-09-29	2020-09-28	33C16
42	39312	52,05	1 625,00 \$	148,18 \$	- \$	2004-09-29	2020-09-28	33C16
43	39313	52,05	1 625,00 \$	148,18 \$	- \$	2004-09-29	2020-09-28	33C16
44	39314	52,05	1 625,00 \$	148,18 \$	- \$	2004-09-29	2020-09-28	33C16

	Mining Title	Area (ha)	Work Commitment (\$)	Renewal Fees (\$)	Excess Credit (\$)	Issuing Date	Expiry Date	NTS
45	39315	52,04	1 625,00 \$	148,18 \$	- \$	2004-09-29	2020-09-28	33C16
46	39316	52,04	1 625,00 \$	148,18 \$	- \$	2004-09-29	2020-09-28	33C16
47	39317	52,04	1 625,00 \$	148,18 \$	- \$	2004-09-29	2020-09-28	33C16
48	39318	52,04	1 625,00 \$	148,18 \$	- \$	2004-09-29	2020-09-28	33C16
49	39319	52,04	1 625,00 \$	148,18 \$	- \$	2004-09-29	2020-09-28	33C16
50	39320	52,04	1 625,00 \$	148,18 \$	- \$	2004-09-29	2020-09-28	33C16
51	39321	52,04	1 625,00 \$	148,18 \$	- \$	2004-09-29	2020-09-28	33C16
52	39322	52,03	1 625,00 \$	148,18 \$	- \$	2004-09-29	2020-09-28	33C16
53	39323	52,03	1 625,00 \$	148,18 \$	- \$	2004-09-29	2020-09-28	33C16
54	39324	52,03	1 625,00 \$	148,18 \$	- \$	2004-09-29	2020-09-28	33C16
55	39325	52,03	1 625,00 \$	148,18 \$	- \$	2004-09-29	2020-09-28	33C16
56	39326	52,03	1 625,00 \$	148,18 \$	- \$	2004-09-29	2020-09-28	33C16
57	39327	52,03	1 625,00 \$	148,18 \$	- \$	2004-09-29	2020-09-28	33C16
58	39328	52,03	1 625,00 \$	148,18 \$	- \$	2004-09-29	2020-09-28	33C16
59	39330	52,02	1 625,00 \$	148,18 \$	- \$	2004-09-29	2020-09-28	33C16
60	39331	52,02	1 625,00 \$	148,18 \$	- \$	2004-09-29	2020-09-28	33C16
61	39332	52,02	1 625,00 \$	148,18 \$	- \$	2004-09-29	2020-09-28	33C16
62	39333	52,02	1 625,00 \$	148,18 \$	- \$	2004-09-29	2020-09-28	33C16
63	39334	52,02	1 625,00 \$	148,18 \$	- \$	2004-09-29	2020-09-28	33C16
64	39335	52,02	1 625,00 \$	148,18 \$	- \$	2004-09-29	2020-09-28	33C16
65	42330	52,06	1 625,00 \$	148,18 \$	- \$	2004-10-05	2020-10-04	33C16
66	42331	52,06	1 625,00 \$	148,18 \$	- \$	2004-10-05	2020-10-04	33C16
67	42332	52,06	1 625,00 \$	148,18 \$	6 577,84 \$	2004-10-05	2020-10-04	33C16
68	42333	52,06	1 625,00 \$	148,18 \$	3 251,32 \$	2004-10-05	2020-10-04	33C16
69	42334	52,06	1 625,00 \$	148,18 \$	6 576,99 \$	2004-10-05	2020-10-04	33C16
70	42335	52,06	1 625,00 \$	148,18 \$	- \$	2004-10-05	2020-10-04	33C16
71	42336	52,06	1 625,00 \$	148,18 \$	- \$	2004-10-05	2020-10-04	33C16
72	42337	52,05	1 625,00 \$	148,18 \$	- \$	2004-10-05	2020-10-04	33C16
73	42338	52,05	1 625,00 \$	148,18 \$	- \$	2004-10-05	2020-10-04	33C16
74	42339	52,05	1 625,00 \$	148,18 \$	- \$	2004-10-05	2020-10-04	33C16
75	42340	52,05	1 625,00 \$	148,18 \$	- \$	2004-10-05	2020-10-04	33C16
76	42341	52,04	1 625,00 \$	148,18 \$	- \$	2004-10-05	2020-10-04	33C16
77	42342	52,03	1 625,00 \$	148,18 \$	- \$	2004-10-05	2020-10-04	33C16
78	42343	52,02	1 625,00 \$	148,18 \$	- \$	2004-10-05	2020-10-04	33C16
79	42473	52,07	1 625,00 \$	148,18 \$	690,87 \$	2004-10-18	2020-10-17	33C16
80	42474	52,07	1 625,00 \$	148,18 \$	3 947,07 \$	2004-10-18	2020-10-17	33C16
81	42475	52,07	1 625,00 \$	148,18 \$	- \$	2004-10-18	2020-10-17	33C16
82	42476	52,07	1 625,00 \$	148,18 \$	1 069,32 \$	2004-10-18	2020-10-17	33C16
83	42477	52,07	1 625,00 \$	148,18 \$	6 926,35 \$	2004-10-18	2020-10-17	33C16
84	42478	52,07	1 625,00 \$	148,18 \$	996,85 \$	2004-10-18	2020-10-17	33C16
85	42479	52,06	1 625,00 \$	148,18 \$	- \$	2004-10-18	2020-10-17	33C16
86	42481	52,05	1 625,00 \$	148,18 \$	- \$	2004-10-18	2020-10-17	33C16
87	42656	52,16	1 625,00 \$	148,18 \$	- \$	2004-10-13	2020-10-12	33C09
88	42657	52,16	1 625,00 \$	148,18 \$	- \$	2004-10-13	2020-10-12	33C09

	Mining Title	Area (ha)	Work Commitment (\$)	Renewal Fees (\$)	Excess Credit (\$)	Issuing Date	Expiry Date	NTS
89	42658	52,16	1 625,00 \$	148,18 \$	25 963,09 \$	2004-10-13	2020-10-12	33C09
90	42659	52,16	1 625,00 \$	148,18 \$	- \$	2004-10-13	2020-10-12	33C09
91	42660	52,16	1 625,00 \$	148,18 \$	3 020,57 \$	2004-10-13	2020-10-12	33C09
92	42661	52,16	1 625,00 \$	148,18 \$	- \$	2004-10-13	2020-10-12	33C09
93	42662	52,16	1 625,00 \$	148,18 \$	- \$	2004-10-13	2020-10-12	33C09
94	42663	52,16	1 625,00 \$	148,18 \$	- \$	2004-10-13	2020-10-12	33C09
95	42664	52,16	1 625,00 \$	148,18 \$	- \$	2004-10-13	2020-10-12	33C09
96	42665	52,15	1 625,00 \$	148,18 \$	- \$	2004-10-13	2020-10-12	33C09
97	42666	52,15	1 625,00 \$	148,18 \$	- \$	2004-10-13	2020-10-12	33C09
98	42667	52,15	1 625,00 \$	148,18 \$	- \$	2004-10-13	2020-10-12	33C09
99	42668	52,15	1 625,00 \$	148,18 \$	- \$	2004-10-13	2020-10-12	33C09
100	42669	52,15	1 625,00 \$	148,18 \$	1 561,68 \$	2004-10-13	2020-10-12	33C09
101	42670	52,15	1 625,00 \$	148,18 \$	22 881,28 \$	2004-10-13	2020-10-12	33C09
102	42671	52,15	1 625,00 \$	148,18 \$	1 413,31 \$	2004-10-13	2020-10-12	33C09
103	42672	52,15	1 625,00 \$	148,18 \$	3 241,03 \$	2004-10-13	2020-10-12	33C09
104	42673	52,15	1 625,00 \$	148,18 \$	1 433,73 \$	2004-10-13	2020-10-12	33C09
105	42674	52,14	1 625,00 \$	148,18 \$	99,75 \$	2004-10-13	2020-10-12	33C16
106	42675	52,14	1 625,00 \$	148,18 \$	20 433,74 \$	2004-10-13	2020-10-12	33C16
107	42676	52,10	1 625,00 \$	148,18 \$	- \$	2004-10-13	2020-10-12	33C16
108	42677	52,10	1 625,00 \$	148,18 \$	- \$	2004-10-13	2020-10-12	33C16
109	42678	52,10	1 625,00 \$	148,18 \$	312,43 \$	2004-10-13	2020-10-12	33C16
110	42679	52,10	1 625,00 \$	148,18 \$	- \$	2004-10-13	2020-10-12	33C16
111	43910	52,16	1 625,00 \$	148,18 \$	- \$	2004-10-18	2020-10-17	33C09
112	43911	52,16	1 625,00 \$	148,18 \$	- \$	2004-10-18	2020-10-17	33C09
113	43912	52,15	1 625,00 \$	148,18 \$	- \$	2004-10-18	2020-10-17	33C09
114	43913	52,15	1 625,00 \$	148,18 \$	312,54 \$	2004-10-18	2020-10-17	33C09
115	43919	52,14	1 625,00 \$	148,18 \$	- \$	2004-10-18	2020-10-17	33C16
116	43920	52,14	1 625,00 \$	148,18 \$	72 875,85 \$	2004-10-18	2020-10-17	33C16
117	43921	52,10	1 625,00 \$	148,18 \$	- \$	2004-10-18	2020-10-17	33C16
118	43928	52,16	1 625,00 \$	148,18 \$	- \$	2004-10-18	2020-10-17	33B12
119	43929	52,15	1 625,00 \$	148,18 \$	549,73 \$	2004-10-18	2020-10-17	33B12
120	45438	52,16	1 625,00 \$	148,18 \$	- \$	2004-11-17	2020-11-16	33C09
121	45439	52,16	1 625,00 \$	148,18 \$	- \$	2004-11-17	2020-11-16	33C09
122	45440	52,15	1 625,00 \$	148,18 \$	- \$	2004-11-17	2020-11-16	33C09
123	45441	52,15	1 625,00 \$	148,18 \$	- \$	2004-11-17	2020-11-16	33C09
124	46006	52,16	1 625,00 \$	148,18 \$	- \$	2004-11-18	2020-11-17	33B12
125	46007	52,15	1 625,00 \$	148,18 \$	- \$	2004-11-18	2020-11-17	33B12
126	46020	52,09	1 625,00 \$	148,18 \$	- \$	2004-11-18	2020-11-17	33C16
127	46021	52,09	1 625,00 \$	148,18 \$	- \$	2004-11-18	2020-11-17	33C16
128	46022	52,09	1 625,00 \$	148,18 \$	- \$	2004-11-18	2020-11-17	33C16
129	46023	52,09	1 625,00 \$	148,18 \$	- \$	2004-11-18	2020-11-17	33C16
130	46024	52,08	1 625,00 \$	148,18 \$	- \$	2004-11-18	2020-11-17	33C16
131	46025	52,08	1 625,00 \$	148,18 \$	- \$	2004-11-18	2020-11-17	33C16
132	46026	52,08	1 625,00 \$	148,18 \$	- \$	2004-11-18	2020-11-17	33C16

	Mining Title	Area (ha)	Work Commitment (\$)	Renewal Fees (\$)	Excess Credit (\$)	Issuing Date	Expiry Date	NTS
133	46027	52,08	1 625,00 \$	148,18 \$	2 837,69 \$	2004-11-18	2020-11-17	33C16
134	46032	52,14	1 625,00 \$	148,18 \$	- \$	2004-11-18	2020-11-17	33C16
135	46033	52,14	1 625,00 \$	148,18 \$	- \$	2004-11-18	2020-11-17	33C16
136	46034	52,14	1 625,00 \$	148,18 \$	- \$	2004-11-18	2020-11-17	33C16
137	47146	52,09	1 625,00 \$	148,18 \$	- \$	2004-11-26	2020-11-25	33C16
138	47147	52,09	1 625,00 \$	148,18 \$	9 404,44 \$	2004-11-26	2020-11-25	33C16
139	47148	52,08	1 625,00 \$	148,18 \$	- \$	2004-11-26	2020-11-25	33C16
140	47149	52,08	1 625,00 \$	148,18 \$	- \$	2004-11-26	2020-11-25	33C16
141	47629	52,16	1 625,00 \$	148,18 \$	- \$	2004-12-03	2020-12-02	33B12
142	47630	52,16	1 625,00 \$	148,18 \$	- \$	2004-12-03	2020-12-02	33B12
143	47631	52,16	1 625,00 \$	148,18 \$	- \$	2004-12-03	2020-12-02	33B12
144	47632	52,16	1 625,00 \$	148,18 \$	- \$	2004-12-03	2020-12-02	33B12
145	47633	52,16	1 625,00 \$	148,18 \$	- \$	2004-12-03	2020-12-02	33B12
146	47634	52,16	1 625,00 \$	148,18 \$	- \$	2004-12-03	2020-12-02	33B12
147	47635	52,16	1 625,00 \$	148,18 \$	- \$	2004-12-03	2020-12-02	33B12
148	47636	52,16	1 625,00 \$	148,18 \$	1 238,60 \$	2004-12-03	2020-12-02	33B12
149	47637	52,16	1 625,00 \$	148,18 \$	- \$	2004-12-03	2020-12-02	33B12
150	47638	52,16	1 625,00 \$	148,18 \$	617,11 \$	2004-12-03	2020-12-02	33B12
151	47639	52,16	1 625,00 \$	148,18 \$	250,20 \$	2004-12-03	2020-12-02	33B12
152	47640	52,15	1 625,00 \$	148,18 \$	- \$	2004-12-03	2020-12-02	33B12
153	47641	52,15	1 625,00 \$	148,18 \$	- \$	2004-12-03	2020-12-02	33B12
154	47642	52,15	1 625,00 \$	148,18 \$	- \$	2004-12-03	2020-12-02	33B12
155	47643	52,15	1 625,00 \$	148,18 \$	- \$	2004-12-03	2020-12-02	33B12
156	47644	52,15	1 625,00 \$	148,18 \$	- \$	2004-12-03	2020-12-02	33B12
157	47645	52,15	1 625,00 \$	148,18 \$	1 238,60 \$	2004-12-03	2020-12-02	33B12
158	47646	52,15	1 625,00 \$	148,18 \$	2 002,32 \$	2004-12-03	2020-12-02	33B12
159	47647	52,15	1 625,00 \$	148,18 \$	- \$	2004-12-03	2020-12-02	33B12
160	47648	52,15	1 625,00 \$	148,18 \$	1 238,60 \$	2004-12-03	2020-12-02	33B12
161	47649	52,15	1 625,00 \$	148,18 \$	1 238,60 \$	2004-12-03	2020-12-02	33B12
162	47650	52,15	1 625,00 \$	148,18 \$	1 238,60 \$	2004-12-03	2020-12-02	33B12
163	47651	52,14	1 625,00 \$	148,18 \$	140 737,39 \$	2004-12-03	2020-12-02	33B13
164	47652	52,14	1 625,00 \$	148,18 \$	20 981,91 \$	2004-12-03	2020-12-02	33B13
165	47653	52,14	1 625,00 \$	148,18 \$	- \$	2004-12-03	2020-12-02	33B13
166	47654	52,14	1 625,00 \$	148,18 \$	- \$	2004-12-03	2020-12-02	33B13
167	47655	52,14	1 625,00 \$	148,18 \$	- \$	2004-12-03	2020-12-02	33B13
168	47656	52,14	1 625,00 \$	148,18 \$	- \$	2004-12-03	2020-12-02	33B13
169	47657	52,14	1 625,00 \$	148,18 \$	- \$	2004-12-03	2020-12-02	33B13
170	47658	52,14	1 625,00 \$	148,18 \$	- \$	2004-12-03	2020-12-02	33B13
171	47659	52,14	1 625,00 \$	148,18 \$	180,40 \$	2004-12-03	2020-12-02	33B13
172	47660	52,14	1 625,00 \$	148,18 \$	457,81 \$	2004-12-03	2020-12-02	33B13
173	47661	52,14	1 625,00 \$	148,18 \$	1 744,25 \$	2004-12-03	2020-12-02	33B13
174	47662	52,14	1 625,00 \$	148,18 \$	4 680,79 \$	2004-12-03	2020-12-02	33B13
175	47663	52,14	1 625,00 \$	148,18 \$	- \$	2004-12-03	2020-12-02	33B13
176	47664	52,14	1 625,00 \$	148,18 \$	- \$	2004-12-03	2020-12-02	33B13

	Mining Title	Area (ha)	Work Commitment (\$)	Renewal Fees (\$)	Excess Credit (\$)	Issuing Date	Expiry Date	NTS
177	47665	52,13	1 625,00 \$	148,18 \$	8 492,23 \$	2004-12-03	2020-12-02	33B13
178	47666	52,13	1 625,00 \$	148,18 \$	1 527,83 \$	2004-12-03	2020-12-02	33B13
179	47667	52,13	1 625,00 \$	148,18 \$	- \$	2004-12-03	2020-12-02	33B13
180	47668	52,13	1 625,00 \$	148,18 \$	- \$	2004-12-03	2020-12-02	33B13
181	47669	52,13	1 625,00 \$	148,18 \$	- \$	2004-12-03	2020-12-02	33B13
182	47670	52,13	1 625,00 \$	148,18 \$	- \$	2004-12-03	2020-12-02	33B13
183	47671	52,13	1 625,00 \$	148,18 \$	7 991,19 \$	2004-12-03	2020-12-02	33B13
184	47672	52,13	1 625,00 \$	148,18 \$	- \$	2004-12-03	2020-12-02	33B13
185	47673	52,13	1 625,00 \$	148,18 \$	- \$	2004-12-03	2020-12-02	33B13
186	47674	52,13	1 625,00 \$	148,18 \$	- \$	2004-12-03	2020-12-02	33B13
187	47675	52,13	1 625,00 \$	148,18 \$	- \$	2004-12-03	2020-12-02	33B13
188	47676	52,13	1 625,00 \$	148,18 \$	- \$	2004-12-03	2020-12-02	33B13
189	47677	52,13	1 625,00 \$	148,18 \$	- \$	2004-12-03	2020-12-02	33B13
190	47678	52,13	1 625,00 \$	148,18 \$	- \$	2004-12-03	2020-12-02	33B13
191	47679	52,12	1 625,00 \$	148,18 \$	- \$	2004-12-03	2020-12-02	33B13
192	47680	52,12	1 625,00 \$	148,18 \$	- \$	2004-12-03	2020-12-02	33B13
193	47681	52,12	1 625,00 \$	148,18 \$	- \$	2004-12-03	2020-12-02	33B13
194	47682	52,12	1 625,00 \$	148,18 \$	- \$	2004-12-03	2020-12-02	33B13
195	47683	52,12	1 625,00 \$	148,18 \$	- \$	2004-12-03	2020-12-02	33B13
196	47684	52,12	1 625,00 \$	148,18 \$	- \$	2004-12-03	2020-12-02	33B13
197	47685	52,12	1 625,00 \$	148,18 \$	- \$	2004-12-03	2020-12-02	33B13
198	47686	52,12	1 625,00 \$	148,18 \$	- \$	2004-12-03	2020-12-02	33B13
199	47687	52,12	1 625,00 \$	148,18 \$	- \$	2004-12-03	2020-12-02	33B13
200	47688	52,12	1 625,00 \$	148,18 \$	- \$	2004-12-03	2020-12-02	33B13
201	47689	52,12	1 625,00 \$	148,18 \$	- \$	2004-12-03	2020-12-02	33B13
202	47690	52,12	1 625,00 \$	148,18 \$	- \$	2004-12-03	2020-12-02	33B13
203	47691	52,12	1 625,00 \$	148,18 \$	- \$	2004-12-03	2020-12-02	33B13
204	47692	52,12	1 625,00 \$	148,18 \$	- \$	2004-12-03	2020-12-02	33B13
205	47693	52,11	1 625,00 \$	148,18 \$	- \$	2004-12-03	2020-12-02	33B13
206	47694	52,11	1 625,00 \$	148,18 \$	- \$	2004-12-03	2020-12-02	33B13
207	47695	52,11	1 625,00 \$	148,18 \$	- \$	2004-12-03	2020-12-02	33B13
208	47696	52,11	1 625,00 \$	148,18 \$	- \$	2004-12-03	2020-12-02	33B13
209	47697	52,11	1 625,00 \$	148,18 \$	- \$	2004-12-03	2020-12-02	33B13
210	47698	52,11	1 625,00 \$	148,18 \$	- \$	2004-12-03	2020-12-02	33B13
211	47699	52,11	1 625,00 \$	148,18 \$	5 596,12 \$	2004-12-03	2020-12-02	33B13
212	47700	52,11	1 625,00 \$	148,18 \$	- \$	2004-12-03	2020-12-02	33B13
213	47701	52,11	1 625,00 \$	148,18 \$	- \$	2004-12-03	2020-12-02	33B13
214	47702	52,11	1 625,00 \$	148,18 \$	- \$	2004-12-03	2020-12-02	33B13
215	47703	52,11	1 625,00 \$	148,18 \$	- \$	2004-12-03	2020-12-02	33B13
216	47704	52,11	1 625,00 \$	148,18 \$	- \$	2004-12-03	2020-12-02	33B13
217	47705	52,11	1 625,00 \$	148,18 \$	- \$	2004-12-03	2020-12-02	33B13
218	47706	52,11	1 625,00 \$	148,18 \$	- \$	2004-12-03	2020-12-02	33B13
219	47707	52,13	1 625,00 \$	148,18 \$	- \$	2004-12-03	2020-12-02	33C16
220	47708	52,12	1 625,00 \$	148,18 \$	- \$	2004-12-03	2018-12-02	33C16

	Mining Title	Area (ha)	Work Commitment (\$)	Renewal Fees (\$)	Excess Credit (\$)	Issuing Date	Expiry Date	NTS
221	47709	52,11	1 625,00 \$	148,18 \$	- \$	2004-12-03	2020-12-02	33C16
222	47710	52,10	1 625,00 \$	148,18 \$	- \$	2004-12-03	2020-12-02	33C16
223	47711	52,09	1 625,00 \$	148,18 \$	- \$	2004-12-03	2020-12-02	33C16
224	47712	52,09	1 625,00 \$	148,18 \$	- \$	2004-12-03	2020-12-02	33C16
225	47713	52,09	1 625,00 \$	148,18 \$	8 558,85 \$	2004-12-03	2020-12-02	33C16
226	47714	52,09	1 625,00 \$	148,18 \$	- \$	2004-12-03	2020-12-02	33C16
227	47715	52,08	1 625,00 \$	148,18 \$	- \$	2004-12-03	2020-12-02	33C16
228	47716	52,08	1 625,00 \$	148,18 \$	9 448,14 \$	2004-12-03	2020-12-02	33C16
229	47717	52,08	1 625,00 \$	148,18 \$	- \$	2004-12-03	2020-12-02	33C16
230	47718	52,08	1 625,00 \$	148,18 \$	- \$	2004-12-03	2020-12-02	33C16
231	47719	52,07	1 625,00 \$	148,18 \$	2 861,30 \$	2004-12-03	2020-12-02	33C16
232	47720	52,07	1 625,00 \$	148,18 \$	- \$	2004-12-03	2020-12-02	33C16
233	47795	52,14	1 625,00 \$	148,18 \$	756,40 \$	2004-12-06	2018-12-05	33C16
234	47796	52,14	1 625,00 \$	148,18 \$	756,40 \$	2004-12-06	2018-12-05	33C16
235	47797	52,14	1 625,00 \$	148,18 \$	756,40 \$	2004-12-06	2018-12-05	33C16
236	47798	52,14	1 625,00 \$	148,18 \$	- \$	2004-12-06	2020-12-05	33C16
237	47801	52,13	1 625,00 \$	148,18 \$	756,40 \$	2004-12-06	2018-12-05	33C16
238	47802	52,13	1 625,00 \$	148,18 \$	756,40 \$	2004-12-06	2018-12-05	33C16
239	47803	52,13	1 625,00 \$	148,18 \$	756,40 \$	2004-12-06	2018-12-05	33C16
240	47804	52,13	1 625,00 \$	148,18 \$	- \$	2004-12-06	2018-12-05	33C16
241	47805	52,13	1 625,00 \$	148,18 \$	- \$	2004-12-06	2020-12-05	33C16
242	47806	52,13	1 625,00 \$	148,18 \$	- \$	2004-12-06	2020-12-05	33C16
243	47807	52,07	1 625,00 \$	148,18 \$	- \$	2004-12-06	2020-12-05	33C16
244	47808	52,06	1 625,00 \$	148,18 \$	- \$	2004-12-06	2020-12-05	33C16
245	47809	52,05	1 625,00 \$	148,18 \$	- \$	2004-12-06	2020-12-05	33C16
246	47810	52,04	1 625,00 \$	148,18 \$	- \$	2004-12-06	2020-12-05	33C16
247	47811	52,03	1 625,00 \$	148,18 \$	- \$	2004-12-06	2020-12-05	33C16

Appendix II

Soil sample list

Sample Num.	East Nad83Z18	North Nad83Z18	Au ppm	Bi ppm
B001	423002.69	5846806.17	-0.0002	0.117
B002	423002.69	5846806.17	-0.0002	0.086
B003	423002.69	5846806.17	-0.0002	0.103
B004	423102.48	5846809.04	0.0003	0.177
B005	423192.49	5846794.93	-0.0002	0.09
B006	423432.32	5846827.75	-0.0002	0.02
B007	423601.69	5846890.94	0.0002	0.071
B008	423704.09	5846755.27	-0.0002	0.075
B009	423701.34	5846657.74	0.0002	0.074
B010	423810.80	5846726.33	0.0058	0.422
B011	423909.58	5846742.14	-0.0002	0.085
B012	423902.80	5846658.13	0.0002	0.109
B013	424005.12	5846757.67	-0.0002	0.066
B014	423910.14	5846846.82	0.0005	0.097
B015	423994.39	5846848.18	-0.0002	0.151
B016	424096.45	5846854.26	-0.0002	0.11
B017	424233.38	5846845.55	-0.0002	0.126
B018	424299.11	5846858.66	0.0005	0.176
B019	424412.44	5846860.12	-0.0002	0.089
B020	424539.96	5846832.10	0.0003	0.104
B021	424616.41	5846861.95	-0.0002	0.202
B022	424699.17	5846867.57	-0.0002	0.344
B023	424692.96	5846749.95	0.0002	0.34
B024	424564.96	5846760.06	-0.0002	0.105
B025	424440.69	5846762.66	-0.0002	0.066
B026	424298.39	5846777.34	-0.0002	0.085
B027	424250.31	5846663.38	-0.0002	0.175
B028	424161.38	5846552.17	0.0007	0.141
B029	424161.38	5846552.17	-0.0002	0.134
B030	424161.38	5846552.17	-0.0002	0.081
B031	424056.35	5846469.37	0.0002	0.073
B032	423915.25	5846453.11	0.0003	0.048
B033	423946.39	5846360.61	0.0002	0.075
B034	423804.46	5846248.91	0.0002	0.179
B035	423556.37	5846112.95	0.0002	0.084
B036	423591.97	5846067.67	0.0011	0.137
B037	423695.92	5846136.35	0.0003	0.047
B038	423941.53	5846261.33	0.0003	0.219
B039	424095.57	5846344.37	-0.0002	0.062
B040	424196.31	5846360.04	0.0004	0.061
B041	424211.66	5846443.91	0.0003	0.143
B042	424267.54	5846569.10	0.0003	0.073
B043	424371.01	5846635.13	0.0003	0.202
B044	424601.38	5846297.99	0.0002	0.473
B045	424647.91	5846395.51	0.001	0.135
B046	424747.72	5846355.69	0.0003	0.151
B047	424847.77	5846392.42	0.0008	0.188
B048	425010.86	5846328.59	0.0002	0.103
B049	425096.60	5846251.72	-0.0002	0.378
B050	425167.16	5846213.92	0.0003	0.207
B051	425149.29	5846355.38	-0.0002	0.133

Sample Num.	East Nad83Z18	North Nad83Z18	Au ppm	Bi ppm
B052	425190.33	5846456.44	0.0006	0.147
B053	425147.46	5846551.56	0.0003	0.239
B054	425152.24	5846651.62	-0.0002	0.315
B055	425146.37	5846805.13	0.0008	0.156
B056	425176.70	5846859.40	-0.0002	0.119
B057	425176.70	5846859.40	-0.0002	0.133
B058	425176.70	5846859.40	0.0026	0.088
B059	425079.01	5846856.68	0.0003	0.248
B060	425031.60	5846749.94	0.003	0.139
B061	423499.20	5846048.77	0.0003	0.085
B062	423500.65	5845502.02	-0.0002	0.11
B063	423428.95	5845450.30	-0.0002	0.063
B064	423336.45	5845376.10	-0.0002	0.209
B065	423254.97	5845303.85	0.0002	0.344
B066	423219.71	5845400.76	0.0003	0.103
B067	423107.61	5845329.43	-0.0002	0.107
B068	423000.85	5845246.68	0.0003	0.104
B069	423093.26	5845220.85	-0.0002	0.082
B070	423373.53	5845052.31	0.0003	0.136
B071	423455.96	5845047.90	-0.0002	0.075
B072	424505.54	5845186.23	-0.0002	0.114
B073	424598.78	5845226.28	0.0009	0.257
B074	424417.58	5845650.55	-0.0002	0.092
B075	424268.33	5845685.25	-0.0002	0.079
B076	424351.75	5845701.86	-0.0002	0.119
B077	424470.92	5845699.67	-0.0002	0.135
B078	424473.37	5845778.74	-0.0002	0.075
B079	424592.24	5845748.63	-0.0002	0.132
B080	424618.08	5845821.88	0.0005	0.09
B081	424648.05	5845900.30	0.0012	0.118
B082	424477.26	5845976.94	-0.0002	0.14
B083	424477.26	5845976.94	-0.0002	0.084
B084	424477.26	5845976.94	-0.0002	0.071
B085	424402.75	5845925.36	-0.0002	0.167
B086	424325.51	5845963.17	-0.0002	0.173
B087	424412.41	5846016.78	-0.0002	0.082
B088	424541.07	5846104.23	-0.0002	0.109
B089	424603.67	5846054.19	0.0011	0.107
B090	424651.06	5846098.29	-0.0002	0.122
B091	424746.19	5846104.83	-0.0002	0.1
B092	424750.48	5845994.06	-0.0002	0.165
B093	424951.10	5845995.07	-0.0002	0.143
B094	425049.15	5845997.90	-0.0002	0.224
B095	425059.99	5846100.98	-0.0002	0.351
B096	424953.41	5846091.94	-0.0002	0.137
B097	424996.71	5846203.31	0.0003	0.09
B098	425156.87	5846102.71	0.0006	0.217
B099	425055.03	5846649.89	-0.0002	0.11
B100	425043.41	5846561.51	-0.0002	0.183
B101	424948.71	5846504.23	-0.0002	0.115
B102	424945.72	5846590.16	0.0004	0.27

Sample Num.	East Nad83Z18	North Nad83Z18	Au ppm	Bi ppm
B103	424948.18	5846701.16	-0.0002	0.243
B104	424857.33	5846687.55	-0.0002	0.102
B105	424850.95	5846601.87	0.001	0.191
B106	424856.94	5846513.88	0.0007	0.139
B107	424750.32	5846536.56	0.0003	0.178
B108	424749.33	5846455.47	0.0008	0.23
B109	424667.91	5846479.76	0.0005	0.129
B110	424693.10	5846663.17	0.0005	0.301
B111	424693.10	5846663.17	0.0003	0.167
B112	424693.10	5846663.17	0.0014	0.146
B113	424553.17	5846648.54	-0.0002	0.144
B114	424452.52	5846556.09	0.0092	0.229
B115	424345.56	5846465.63	0.0005	0.085
B116	424500.09	5846307.91	-0.0002	0.209
B117	424499.58	5846205.45	0.0008	0.206
B118	424419.77	5846212.26	0.0003	0.179
B119	424385.90	5846135.01	-0.0002	0.163
B120	424299.35	5846181.31	0.0002	0.105
B121	424191.65	5846139.49	0.0007	0.077
B122	424211.24	5846062.30	0.0003	0.148

Appendix III

Certificates of analysis



ALS Canada Ltd.
2103 Dollarton Hwy
North Vancouver BC V7H 0A7
Téléphone: +1 (604) 984 0221 Télécopieur: +1 (604) 984 0218
www.alsglobal.com/geochemistry

À: EXPLORATION AZIMUT INC.
110 RUE DE LA BARRE
BUREAU 214
LONGUEUIL QC J4K 1A3

Page: 1
Nombre total de pages: 5 (A - D)
plus les pages d'annexe
Finalisée date:
21-AOUT-2018
Compte: EXPAZI

CERTIFICAT SD18183191

Projet: OPINACA A

Ce rapport s'applique aux 122 échantillons de sol soumis à notre laboratoire de Val d'Or, QC, Canada le 26-JUIL-2018.

Les résultats sont transmis à:

FRANCOIS BISSONNETTE

JEAN-MARC LULIN

PRÉPARATION ÉCHANTILLONS

CODE ALS	DESCRIPTION
WEI-21	Poids échantillon reçu
LOG-22	Entrée échantillon - Reçu sans code barre
SCR-41	Filtrer à -180 um et enregistrer les deux


PROCÉDURES ANALYTIQUES

CODE ALS	DESCRIPTION
ME-MS41L	Super Trace Lowest DL AR by ICP-MS

Ce rapport est final et remplace tout autre rapport préliminaire portant ce numéro de certificat. Les résultats s'appliquent aux échantillons soumis. Toutes les pages de ce rapport ont été vérifiées et approuvées avant publication.

***** Voir la page d'annexe pour les commentaires en ce qui concerne ce certificat *****

Signature:



Colin Ramshaw, Vancouver Laboratory Manager



ALS Canada Ltd.

2103 Dollarton Hwy
 North Vancouver BC V7H 0A7
 Téléphone: +1 (604) 984 0221 Télécopieur: +1 (604) 984 0218
 www.alsglobal.com/geochemistry

A: EXPLORATION AZIMUT INC.
 110 RUE DE LA BARRE
 BUREAU 214
 LONGUEUIL QC J4K 1A3

Page: 2 - A
 Nombre total de pages: 5 (A - D)
 plus les pages d'annexe
 Finalisée date:
 21-AOUT-2018
 Compte: EXPAZI

Projet: OPINACA A

CERTIFICAT D'ANALYSE SD18183191

Description échantillon	Méthode élément unités LDI	WEI-21	ME-MS41L	ME-MS41L	ME-MS41L	ME-MS41L	ME-MS41L	ME-MS41L	ME-MS41L	ME-MS41L	ME-MS41L	ME-MS41L	ME-MS41L	ME-MS41L	ME-MS41L	
		Poids reçu kg	Au ppm	Ag ppm	Al %	As ppm	B ppm	Ba ppm	Be ppm	Bi ppm	Ca %	Cd ppm	Ce ppm	Co ppm	Cr ppm	Cs ppm
B001		0.18	<0.0002	0.008	0.47	0.34	<10	7.2	0.13	0.117	0.08	0.016	19.85	0.691	16.80	0.340
B002		0.10	<0.0002	0.003	0.54	0.62	<10	7.5	0.17	0.086	0.11	0.010	34.0	0.851	20.3	0.322
B003		0.19	<0.0002	0.007	0.52	0.54	<10	7.2	0.15	0.103	0.09	0.011	31.3	0.850	21.1	0.342
B004		0.08	0.0003	0.038	2.11	1.45	<10	50.4	0.32	0.177	0.15	0.104	33.9	3.87	85.7	1.350
B005		0.07	<0.0002	0.030	1.54	0.73	<10	29.5	0.26	0.090	0.07	0.054	17.00	2.16	55.4	1.640
B006		0.17	<0.0002	0.014	0.34	0.15	<10	9.2	0.11	0.020	0.02	0.036	19.65	0.665	19.20	0.357
B007		0.11	0.0002	0.014	0.82	0.98	<10	6.4	0.15	0.071	0.08	0.037	27.2	1.530	31.9	0.366
B008		0.12	<0.0002	0.027	0.84	0.78	<10	7.2	0.19	0.075	0.07	0.045	23.2	1.765	29.7	0.263
B009		0.09	0.0002	0.007	0.69	0.47	<10	31.4	0.20	0.074	0.21	0.014	33.8	3.47	41.9	1.315
B010		0.06	0.0058	0.015	0.75	0.71	<10	26.4	0.07	0.422	0.10	0.058	17.00	4.77	76.2	1.395
B011		0.19	<0.0002	0.014	0.80	0.45	<10	5.0	0.18	0.085	0.11	0.013	23.3	0.700	31.5	0.285
B012		0.12	0.0002	0.018	1.12	0.62	<10	54.6	0.26	0.109	0.28	0.024	33.1	5.30	58.9	2.28
B013		0.24	<0.0002	0.005	0.39	0.62	<10	7.8	0.10	0.066	0.19	0.013	29.0	1.150	23.1	0.467
B014		0.16	0.0005	0.029	1.25	0.84	<10	58.2	0.27	0.097	0.33	0.023	32.8	5.29	56.3	1.955
B015		0.16	<0.0002	0.031	2.07	0.85	<10	13.4	0.38	0.151	0.05	0.030	27.7	1.940	51.3	0.611
B016		0.13	<0.0002	0.006	0.51	1.19	<10	8.1	0.14	0.110	0.18	0.016	26.2	0.889	25.9	0.376
B017		0.22	<0.0002	0.010	0.39	0.67	<10	6.9	0.16	0.126	0.17	0.010	25.4	0.747	21.4	0.356
B018		0.17	0.0005	0.011	1.66	0.95	<10	57.3	0.25	0.176	0.19	0.010	38.4	5.78	89.8	3.46
B019		0.25	<0.0002	0.012	0.63	0.43	<10	6.4	0.15	0.089	0.16	0.009	19.80	0.768	27.6	0.300
B020		0.18	0.0003	0.011	0.27	0.26	<10	11.6	0.11	0.104	0.16	0.017	20.7	1.150	20.1	0.658
B021		0.11	<0.0002	0.030	1.30	1.45	<10	7.8	0.22	0.202	0.06	0.040	14.35	1.265	42.0	0.487
B022		0.18	<0.0002	0.007	1.29	1.05	<10	60.3	0.17	0.344	0.19	0.033	23.6	8.14	112.5	2.69
B023		0.12	0.0002	0.091	3.92	2.33	<10	22.9	0.61	0.340	0.07	0.076	13.60	3.64	85.1	1.110
B024		0.22	<0.0002	0.035	0.53	0.53	<10	14.1	0.18	0.105	0.03	0.040	19.70	0.717	15.25	1.360
B025		0.24	<0.0002	0.026	0.99	0.77	<10	7.0	0.24	0.066	0.05	0.028	19.95	1.090	27.6	0.291
B026		0.23	<0.0002	0.017	0.51	0.20	<10	6.7	0.16	0.085	0.04	0.013	18.40	0.443	18.55	0.335
B027		0.13	<0.0002	0.009	1.34	1.31	<10	13.9	0.30	0.175	0.11	0.016	28.0	1.790	47.0	0.523
B028		0.11	0.0007	0.014	1.84	0.97	<10	5.8	0.48	0.141	0.05	0.043	17.35	1.055	30.0	0.272
B029		0.13	<0.0002	0.016	2.65	1.77	<10	9.0	0.53	0.134	0.05	0.038	17.55	0.974	34.4	0.385
B030		0.15	<0.0002	0.013	1.86	1.12	<10	6.6	0.42	0.081	0.04	0.029	16.35	0.975	31.3	0.249
B031		0.20	0.0002	0.026	0.42	0.34	<10	7.4	0.13	0.073	0.14	0.015	24.6	0.779	25.7	0.278
B032		0.24	0.0003	0.009	0.36	0.07	<10	10.0	0.12	0.048	0.15	0.009	25.5	0.681	18.85	0.324
B033		0.10	0.0002	0.077	0.85	0.93	<10	23.9	0.18	0.075	0.17	0.020	39.4	2.06	32.9	0.934
B034		0.14	0.0002	0.032	1.28	0.72	<10	9.3	0.36	0.179	0.09	0.035	45.6	1.070	35.6	0.561
B035		0.15	0.0002	0.011	0.86	0.49	<10	25.5	0.33	0.084	0.12	0.026	41.1	2.15	30.8	0.887
B036		0.12	0.0011	0.245	2.34	0.79	<10	78.2	0.48	0.137	0.26	0.044	38.1	6.23	88.7	3.30
B037		0.13	0.0003	0.011	0.73	0.89	<10	5.6	0.14	0.047	0.06	0.049	22.7	0.986	25.6	0.225
B038		0.11	0.0003	0.024	1.49	1.72	<10	24.0	0.36	0.219	0.07	0.089	23.6	2.83	57.8	1.140
B039		0.15	<0.0002	0.019	0.70	0.15	<10	4.7	0.16	0.062	0.02	0.011	13.55	0.241	6.46	0.464
B040		0.22	0.0004	0.017	0.54	0.57	<10	14.1	0.12	0.061	0.16	0.014	31.2	1.650	27.2	0.525



ALS Canada Ltd.

2103 Dollarton Hwy
 North Vancouver BC V7H 0A7
 Téléphone: +1 (604) 984 0221 Télécopieur: +1 (604) 984 0218
 www.alsglobal.com/geochemistry

A: EXPLORATION AZIMUT INC.
 110 RUE DE LA BARRE
 BUREAU 214
 LONGUEUIL QC J4K 1A3

Page: 2 - B
 Nombre total de pages: 5 (A - D)
 plus les pages d'annexe
 Finalisée date:
 21-AOUT-2018
 Compte: EXPAZI

Projet: OPINACA A

CERTIFICAT D'ANALYSE SD18183191

Description échantillon	Méthode élément unités LDI	ME-MS41L	ME-MS41L	ME-MS41L	ME-MS41L	ME-MS41L	ME-MS41L	ME-MS41L	ME-MS41L	ME-MS41L	ME-MS41L	ME-MS41L	ME-MS41L	ME-MS41L	ME-MS41L	
		Cu	Fe	Ga	Ge	Hf	Hg	In	K	La	Li	Mg	Mn	Mo	Na	Nb
		ppm	%	ppm	ppm	ppm	ppm	ppm	%	ppm	ppm	%	ppm	ppm	%	ppm
BO01		4.81	0.233	2.02	0.039	0.006	0.012	0.008	0.02	10.15	2.8	0.07	20.6	0.16	0.009	0.783
BO02		11.35	0.510	1.650	0.063	0.023	0.009	0.006	0.02	16.20	3.4	0.07	26.1	0.41	0.008	1.055
BO03		10.25	0.490	1.835	0.053	0.015	0.006	<0.005	0.02	14.75	3.3	0.07	25.1	0.36	0.008	1.105
BO04		4.53	2.52	10.70	0.075	0.038	0.026	0.022	0.16	16.40	9.3	0.36	133.0	0.69	0.015	2.88
BO05		3.85	1.210	5.86	0.049	0.029	0.023	0.015	0.09	9.05	6.9	0.21	52.6	0.38	0.006	1.445
BO06		0.94	0.390	1.715	0.043	0.007	0.011	0.005	0.02	10.25	2.5	0.05	18.7	0.13	0.005	0.441
BO07		4.12	0.730	1.525	0.045	0.026	0.010	0.023	0.02	10.70	3.3	0.09	31.0	0.26	0.006	1.190
BO08		5.78	0.750	1.495	0.043	0.027	0.016	0.010	0.01	8.46	4.4	0.07	79.7	0.28	0.006	1.700
BO09		11.70	1.020	2.75	0.069	0.031	<0.004	0.006	0.11	16.30	10.2	0.28	92.7	0.25	0.021	1.305
BO10		4.09	1.600	11.00	0.078	0.039	0.005	<0.005	0.14	8.18	12.4	0.38	109.5	1.36	0.008	3.65
BO11		4.12	0.420	2.40	0.046	0.034	0.019	0.041	0.02	12.45	2.6	0.06	20.7	0.14	0.005	1.945
BO12		9.37	1.590	4.69	0.104	0.048	0.007	0.023	0.21	16.40	17.1	0.45	133.0	0.61	0.031	2.16
BO13		5.70	0.540	1.170	0.060	0.099	0.005	0.008	0.02	14.80	2.7	0.08	34.5	0.26	0.007	1.665
BO14		9.19	1.510	5.19	0.090	0.060	0.011	0.033	0.24	16.60	18.6	0.50	148.0	0.55	0.041	2.31
BO15		4.79	1.240	4.76	0.041	0.066	0.030	0.024	0.03	11.20	7.3	0.13	39.6	0.41	0.007	2.97
BO16		8.41	0.700	1.665	0.053	0.045	0.009	0.005	0.02	12.70	3.0	0.06	26.7	0.37	0.005	2.10
BO17		4.95	0.300	1.840	0.050	0.016	0.009	0.021	0.02	12.85	2.3	0.05	23.5	0.40	0.005	1.350
BO18		19.85	1.650	9.45	0.112	0.043	0.012	<0.005	0.30	20.4	19.4	0.60	144.5	0.82	0.028	2.96
BO19		2.69	0.320	1.780	0.045	0.019	0.013	0.031	0.02	9.44	3.1	0.07	24.0	0.17	0.006	1.790
BO20		4.22	0.390	2.62	0.042	0.011	0.004	<0.005	0.04	11.65	5.8	0.11	36.6	0.14	0.006	1.145
BO21		5.79	1.740	8.90	0.044	0.029	0.039	0.009	0.02	7.34	5.3	0.08	31.8	0.43	0.004	3.42
BO22		9.07	2.10	13.90	0.111	0.075	0.005	<0.005	0.33	11.40	26.1	0.84	173.5	0.60	0.010	3.67
BO23		8.17	2.18	16.65	0.068	0.043	0.081	0.023	0.07	7.53	10.1	0.30	81.2	0.93	0.006	3.72
BO24		2.97	0.520	4.13	0.042	0.012	0.015	0.015	0.01	11.80	3.9	0.03	15.2	0.44	0.006	0.959
BO25		3.10	0.650	1.705	0.042	0.043	0.013	0.021	0.01	8.72	3.3	0.06	28.0	0.25	0.006	1.600
BO26		1.79	0.201	2.36	0.038	0.006	0.016	0.011	0.02	9.63	2.1	0.04	14.0	0.20	0.006	0.832
BO27		11.35	1.140	6.66	0.067	0.041	0.013	0.006	0.03	14.10	9.5	0.15	44.4	0.56	0.007	3.31
BO28		2.08	1.090	5.06	0.051	0.048	0.018	<0.005	0.01	7.87	2.4	0.04	27.7	0.50	0.005	2.08
BO29		2.38	1.310	7.85	0.061	0.077	0.019	0.032	0.02	8.68	2.8	0.06	30.2	0.44	0.006	2.20
BO30		1.84	1.000	3.82	0.039	0.057	0.012	0.020	0.01	7.71	2.0	0.04	26.1	0.36	0.004	1.600
BO31		2.57	0.520	2.11	0.055	0.031	0.009	0.007	0.02	11.40	1.8	0.05	22.0	0.20	0.004	2.02
BO32		1.71	0.169	1.425	0.050	0.063	<0.004	0.006	0.03	11.55	2.2	0.06	23.3	0.13	0.006	1.365
BO33		9.99	1.450	2.89	0.073	0.043	0.014	0.009	0.07	20.8	5.5	0.16	49.4	0.74	0.007	2.15
BO34		5.70	0.620	6.46	0.065	0.036	0.023	0.011	0.02	21.9	6.2	0.08	30.5	0.35	0.005	3.61
BO35		9.53	0.770	3.20	0.072	0.027	0.014	0.010	0.06	22.1	7.0	0.15	50.5	0.45	0.009	1.965
BO36		15.95	1.720	8.11	0.100	0.060	0.054	0.022	0.29	18.70	19.3	0.59	152.5	0.64	0.036	3.97
BO37		2.53	0.630	1.505	0.035	0.026	0.021	0.010	0.01	8.43	2.2	0.06	25.1	0.22	0.004	1.640
BO38		4.48	1.630	8.59	0.046	0.049	0.021	0.013	0.05	10.30	9.0	0.19	62.5	0.60	0.006	3.85
BO39		0.47	0.228	2.97	0.026	0.044	0.013	0.010	0.01	6.91	1.1	0.01	6.8	0.13	0.003	0.778
BO40		7.19	0.640	1.810	0.062	0.043	0.007	0.007	0.04	14.80	3.3	0.10	38.8	0.69	0.009	1.470



ALS Canada Ltd.

2103 Dollarton Hwy
 North Vancouver BC V7H 0A7
 Téléphone: +1 (604) 984 0221 Télécopieur: +1 (604) 984 0218
 www.alsglobal.com/geochemistry

A: EXPLORATION AZIMUT INC.
 110 RUE DE LA BARRE
 BUREAU 214
 LONGUEUIL QC J4K 1A3

Page: 2 - C
 Nombre total de pages: 5 (A - D)
 plus les pages d'annexe
 Finalisée date:
 21-AOÛT-2018
 Compte: EXPAZI

Projet: OPINACA A

CERTIFICAT D'ANALYSE SD18183191

Description échantillon	Méthode élément unités LDI	ME-MS41L	ME-MS41L	ME-MS41L	ME-MS41L	ME-MS41L	ME-MS41L	ME-MS41L	ME-MS41L	ME-MS41L	ME-MS41L	ME-MS41L	ME-MS41L	ME-MS41L	ME-MS41L	
		Ni	P	Pb	Pd	Pt	Rb	Re	S	Sb	Sc	Se	Sn	Sr	Ta	Te
		ppm	%	ppm	ppm	ppm	ppm	ppm	%	ppm	ppm	ppm	ppm	ppm	ppm	ppm
B001		2.97	0.029	3.49	<0.001	<0.002	1.600	<0.001	<0.01	0.008	0.665	<0.1	0.21	3.55	0.006	<0.01
B002		3.59	0.033	3.01	<0.001	<0.002	1.695	<0.001	<0.01	<0.005	1.050	0.2	0.21	4.29	0.024	<0.01
B003		3.70	0.033	3.45	0.001	<0.002	1.765	<0.001	<0.01	0.010	0.970	0.1	0.23	4.20	0.029	<0.01
B004		13.60	0.073	9.58	0.001	<0.002	10.15	<0.001	0.02	0.036	3.69	0.2	0.95	7.10	0.077	0.02
B005		7.67	0.035	4.48	<0.001	<0.002	5.71	<0.001	<0.01	0.019	2.38	0.4	0.47	3.65	0.042	0.01
B006		2.53	0.007	1.545	0.001	<0.002	2.46	<0.001	<0.01	0.008	0.521	0.2	0.13	2.17	<0.005	<0.01
B007		6.31	0.040	3.36	<0.001	<0.002	1.690	<0.001	<0.01	0.020	1.085	0.2	0.24	3.07	0.048	<0.01
B008		5.01	0.053	4.17	<0.001	<0.002	1.225	<0.001	<0.01	0.033	0.872	0.2	0.26	3.35	0.076	<0.01
B009		11.85	0.060	2.98	<0.001	<0.002	11.30	<0.001	<0.01	<0.005	2.05	0.1	0.39	8.54	<0.005	<0.01
B010		18.45	0.032	7.08	<0.001	<0.002	11.40	<0.001	<0.01	0.027	2.25	0.2	1.36	4.83	0.018	0.02
B011		3.15	0.041	3.71	0.001	<0.002	1.460	<0.001	<0.01	0.007	0.928	0.3	0.28	4.20	0.027	<0.01
B012		19.50	0.064	3.95	<0.001	<0.002	22.8	<0.001	<0.01	0.008	3.33	0.2	0.56	13.00	0.005	<0.01
B013		4.88	0.059	3.18	<0.001	<0.002	2.43	<0.001	<0.01	<0.005	0.840	0.1	0.23	5.84	0.009	<0.01
B014		19.20	0.068	4.31	<0.001	<0.002	26.8	<0.001	<0.01	0.016	3.82	0.1	0.61	15.75	<0.005	<0.01
B015		7.20	0.052	5.30	<0.001	<0.002	3.00	<0.001	0.02	0.016	2.51	0.2	0.52	3.47	0.136	0.01
B016		4.24	0.067	4.47	<0.001	<0.002	2.31	<0.001	<0.01	0.008	0.632	0.1	0.29	5.79	0.029	0.01
B017		3.42	0.061	3.75	<0.001	<0.002	1.800	<0.001	<0.01	0.009	0.515	0.2	0.26	5.50	0.012	<0.01
B018		24.1	0.037	7.30	<0.001	<0.002	31.5	<0.001	<0.01	0.009	4.67	0.5	0.86	11.90	<0.005	0.01
B019		3.41	0.058	3.52	<0.001	<0.002	1.785	<0.001	<0.01	0.009	0.874	0.3	0.28	5.02	0.032	<0.01
B020		5.15	0.055	3.85	<0.001	<0.002	4.50	<0.001	<0.01	0.005	0.639	<0.1	0.35	5.58	0.005	<0.01
B021		5.25	0.056	8.55	0.001	<0.002	2.14	<0.001	<0.01	0.045	1.415	0.4	0.71	3.71	0.177	0.01
B022		33.3	0.062	8.04	<0.001	<0.002	28.7	<0.001	<0.01	0.021	3.95	0.1	1.01	8.24	0.027	0.01
B023		22.8	0.163	11.70	<0.001	<0.002	6.45	<0.001	0.01	0.083	2.90	0.8	1.06	5.82	0.097	0.04
B024		3.79	0.014	5.42	<0.001	<0.002	2.62	<0.001	<0.01	0.040	0.524	0.2	0.43	5.73	<0.005	0.01
B025		4.11	0.032	3.68	0.001	<0.002	1.065	<0.001	<0.01	0.034	1.210	0.1	0.23	2.83	0.086	0.01
B026		2.31	0.010	3.39	<0.001	<0.002	2.12	<0.001	<0.01	<0.005	0.464	0.1	0.26	3.47	<0.005	<0.01
B027		8.30	0.041	6.45	<0.001	<0.002	2.77	<0.001	<0.01	0.013	1.825	0.3	0.53	5.85	0.140	0.01
B028		3.92	0.075	6.47	<0.001	<0.002	0.983	<0.001	0.03	0.033	1.690	0.3	0.39	2.71	0.109	0.01
B029		3.99	0.126	7.89	<0.001	<0.002	1.615	<0.001	0.03	0.041	2.22	0.4	0.50	2.95	0.102	0.02
B030		3.29	0.070	5.24	<0.001	<0.002	0.940	<0.001	0.01	<0.026	1.540	0.2	0.34	2.33	0.079	0.01
B031		3.35	0.062	3.95	<0.001	<0.002	1.605	<0.001	0.02	0.011	0.672	0.1	0.28	6.16	0.012	<0.01
B032		3.21	0.062	2.61	<0.001	<0.002	2.59	<0.001	0.02	0.009	0.982	<0.1	0.22	7.63	0.005	<0.01
B033		8.60	0.067	4.10	<0.001	<0.002	8.24	<0.001	0.02	0.011	1.635	0.3	0.29	6.34	0.006	<0.01
B034		5.05	0.041	9.41	0.002	<0.002	2.63	<0.001	0.02	0.028	1.600	0.4	0.68	4.78	0.172	<0.01
B035		8.40	0.037	4.56	<0.001	<0.002	7.16	<0.001	0.01	0.012	1.530	0.1	0.40	6.76	0.012	<0.01
B036		26.8	0.067	6.55	<0.001	<0.002	34.1	<0.001	0.04	0.027	4.42	0.7	0.76	16.10	0.007	0.01
B037		4.04	0.036	3.05	<0.001	<0.002	1.110	<0.001	0.02	0.025	1.330	0.2	0.20	3.28	0.066	0.01
B038		11.15	0.065	9.21	0.001	<0.002	6.17	<0.001	0.02	0.048	1.890	0.2	0.86	5.11	0.125	0.02
B039		0.98	0.016	3.11	<0.001	<0.002	1.430	<0.001	0.02	<0.010	0.766	0.1	0.23	1.76	0.027	<0.01
B040		5.89	0.059	2.89	<0.001	<0.002	4.35	<0.001	0.01	0.009	1.020	0.1	0.19	6.32	0.006	<0.01



ALS Canada Ltd.

2103 Dollarton Hwy
 North Vancouver BC V7H 0A7
 Téléphone: +1 (604) 984 0221 Télécopieur: +1 (604) 984 0218
 www.alsglobal.com/geochemistry

À: EXPLORATION AZIMUT INC.
 110 RUE DE LA BARRE
 BUREAU 214
 LONGUEUIL QC J4K 1A3

Page: 2 - D
 Nombre total de pages: 5 (A - D)
 plus les pages d'annexe
 Finalisée date:
 21-AOUT-2018
 Compte: EXPAZI

Projet: OPINACA A

CERTIFICAT D'ANALYSE SD18183191

Description échantillon	Méthode élément unités LDI	ME-MS41L	ME-MS41L	ME-MS41L	ME-MS41L	ME-MS41L	ME-MS41L	ME-MS41L	ME-MS41L	
		Th	Ti	Tl	U	V	W	Y	Zn	Zr
		ppm	%	ppm	ppm	ppm	ppm	ppm	ppm	ppm
B001		1.660	0.034	0.020	0.557	6.5	0.818	2.85	3.2	0.16
B002		5.34	0.036	0.025	1.405	11.7	0.321	4.79	3.4	0.80
B003		3.46	0.039	0.027	1.290	11.4	0.126	4.14	3.6	0.48
B004		9.25	0.164	0.084	0.665	57.9	0.420	3.91	19.3	1.51
B005		4.01	0.079	0.057	0.480	34.0	0.278	2.83	8.8	0.76
B006		3.53	0.021	0.028	0.301	9.6	0.047	1.410	2.4	0.30
B007		5.74	0.034	0.018	0.613	16.4	0.405	3.52	4.8	0.90
B008		4.11	0.045	0.017	0.530	16.8	0.250	2.56	7.5	0.56
B009		5.13	0.075	0.086	0.848	23.4	0.253	6.01	12.5	1.56
B010		4.63	0.248	0.093	0.735	52.4	0.194	2.89	17.8	1.17
B011		3.49	0.044	0.016	0.653	11.2	0.158	3.76	3.3	0.54
B012		5.47	0.111	0.160	0.848	35.0	0.380	6.17	25.0	1.84
B013		6.21	0.042	0.024	0.734	15.6	0.173	5.41	5.2	2.70
B014		5.12	0.129	0.163	0.801	35.9	0.218	6.33	31.0	2.49
B015		7.58	0.102	0.029	0.856	26.3	0.383	4.18	8.5	1.78
B016		4.84	0.053	0.027	0.800	17.4	0.335	5.44	3.7	0.87
B017		1.500	0.043	0.019	0.688	9.8	0.152	5.34	3.1	0.40
B018		6.49	0.180	0.234	3.16	47.4	0.345	5.46	29.3	1.99
B019		2.29	0.047	0.017	0.643	13.0	0.206	4.36	3.5	0.49
B020		1.105	0.051	0.036	0.649	9.8	0.127	3.99	5.0	0.34
B021		5.78	0.123	0.027	0.577	41.7	0.190	1.885	7.1	0.93
B022		11.60	0.249	0.186	0.893	59.6	0.219	4.08	36.6	1.82
B023		7.32	0.162	0.066	0.750	61.1	0.246	2.04	21.0	1.24
B024		2.48	0.037	0.042	0.522	13.2	0.061	1.890	3.9	0.40
B025		5.81	0.040	0.017	0.513	15.0	0.274	2.11	4.4	0.96
B026		0.612	0.031	0.020	0.546	6.0	0.091	1.825	2.4	0.16
B027		7.61	0.111	0.042	0.855	36.7	0.379	4.43	7.2	1.33
B028		5.93	0.065	0.014	0.567	25.4	0.266	2.27	4.3	1.40
B029		6.07	0.076	0.020	0.496	31.0	0.343	2.51	5.3	2.02
B030		4.87	0.050	0.013	0.445	23.4	0.534	1.990	3.9	1.68
B031		2.85	0.046	0.014	0.566	13.3	0.215	4.05	3.4	0.75
B032		4.79	0.036	0.015	0.431	5.3	0.124	4.61	3.9	2.16
B033		5.80	0.062	0.058	1.170	24.5	0.238	6.22	9.8	1.31
B034		4.48	0.114	0.031	0.992	20.8	0.132	8.07	9.1	1.12
B035		4.52	0.072	0.070	1.110	17.5	0.200	5.92	9.4	0.99
B036		4.28	0.157	0.198	1.685	39.9	0.335	5.86	34.1	2.44
B037		3.67	0.038	0.012	0.490	15.1	0.194	2.78	16.7	0.99
B038		6.04	0.148	0.052	0.609	43.4	0.254	3.00	13.8	1.62
B039		3.01	0.025	0.015	0.270	5.8	0.075	1.485	1.6	1.49
B040		5.66	0.042	0.042	0.734	17.0	0.229	5.34	5.8	1.66



ALS Canada Ltd.
 2103 Dollarton Hwy
 North Vancouver BC V7H 0A7
 Téléphone: +1 (604) 984 0221 Télécopieur: +1 (604) 984 0218
 www.alsglobal.com/geochemistry

A: EXPLORATION AZIMUT INC.
 110 RUE DE LA BARRE
 BUREAU 214
 LONGUEUIL QC J4K 1A3

Page: 3 - A
 Nombre total de pages: 5 (A - D)
 plus les pages d'annexe
 Finalisée date:
 21-AOÛT-2018
 Compte: EXPAZI

Projet: OPINACA A

CERTIFICAT D'ANALYSE SD18183191

Description échantillon	Méthode élément unités LDI	WEI-21	ME-MS41L	ME-MS41L	ME-MS41L	ME-MS41L	ME-MS41L	ME-MS41L	ME-MS41L	ME-MS41L	ME-MS41L	ME-MS41L	ME-MS41L	ME-MS41L	ME-MS41L	ME-MS41L
		Poids reçu kg	Au ppm	Ag ppm	Al %	As ppm	B ppm	Ba ppm	Be ppm	Bi ppm	Ca %	Cd ppm	Ce ppm	Co ppm	Cr ppm	Cs ppm
B041		0.24	0.0003	0.007	1.40	0.87	<10	6.0	0.20	0.143	0.05	0.015	15.45	1.005	34.0	0.483
B042		0.18	0.0003	0.007	1.80	0.54	<10	6.2	0.27	0.073	0.07	0.013	18.30	0.408	24.9	0.207
B043		0.17	0.0003	0.014	0.40	1.24	<10	6.8	0.11	0.202	0.07	0.013	13.30	0.727	22.2	0.340
B044		0.27	0.0002	0.015	0.37	1.23	<10	15.6	0.07	0.473	0.05	0.017	30.8	1.775	40.8	0.896
B045		0.28	0.0010	0.023	1.45	0.68	<10	66.2	0.25	0.135	0.21	0.022	34.3	5.80	76.3	3.39
B046		0.40	0.0003	0.023	0.80	0.45	<10	6.8	0.18	0.151	0.10	0.020	31.2	1.285	37.2	0.624
B047		0.32	0.0008	0.052	1.11	0.68	<10	9.1	0.29	0.188	0.08	0.010	34.4	1.385	45.2	0.596
B048		0.30	0.0002	0.041	1.06	0.35	<10	17.2	0.26	0.103	0.17	0.012	33.7	2.34	50.2	1.550
B049		0.42	<0.0002	0.018	0.99	1.16	<10	17.6	0.22	0.378	0.11	0.074	24.0	2.48	80.0	0.961
B050		0.33	0.0003	0.011	0.25	0.45	<10	9.9	0.04	0.207	0.04	0.024	23.7	0.801	22.0	0.721
B051		0.47	<0.0002	0.013	0.19	0.05	<10	7.1	0.06	0.133	0.04	0.008	13.50	0.459	22.0	0.191
B052		0.37	0.0006	0.029	0.55	0.27	<10	12.3	0.14	0.147	0.10	0.030	26.0	1.715	33.0	0.707
B053		0.32	0.0003	0.032	0.77	1.00	<10	11.7	0.19	0.239	0.12	0.068	18.40	1.260	54.3	0.352
B054		0.33	<0.0002	0.014	0.36	0.25	<10	5.0	0.07	0.315	0.02	0.009	13.90	0.309	22.5	0.180
B055		0.31	0.0008	0.007	0.34	0.26	<10	9.4	0.08	0.156	0.03	0.009	14.25	0.575	22.6	0.389
B056		0.19	<0.0002	0.054	0.79	0.09	<10	18.1	0.41	0.119	0.03	0.045	26.5	0.379	24.9	0.416
B057		0.48	<0.0002	0.022	0.60	0.34	<10	19.8	0.24	0.133	0.10	0.024	28.6	1.495	30.5	1.005
B058		0.31	0.0026	0.015	0.48	0.33	<10	16.7	0.13	0.088	0.16	0.021	26.3	1.725	30.7	1.020
B059		0.44	0.0003	0.074	3.07	0.83	<10	33.6	0.87	0.248	0.08	0.033	38.9	2.61	61.9	1.390
B060		0.31	0.0030	0.024	0.37	0.31	<10	10.2	0.09	0.139	0.03	0.020	11.45	0.581	18.75	0.398
B061		0.38	0.0003	0.026	1.78	1.03	<10	14.2	0.39	0.085	0.05	0.080	29.4	2.21	38.4	0.531
B062		0.31	<0.0002	0.035	1.75	1.22	<10	20.7	0.33	0.110	0.12	0.058	31.9	2.03	47.7	0.809
B063		0.54	<0.0002	0.005	0.63	0.44	<10	7.0	0.11	0.063	0.10	0.016	30.0	0.713	27.8	0.323
B064		0.45	<0.0002	0.026	0.85	1.13	<10	23.9	0.13	0.209	0.09	0.018	25.6	3.03	59.8	1.430
B065		0.31	0.0002	0.010	0.96	1.09	<10	37.4	0.12	0.344	0.10	0.021	28.8	4.15	75.9	1.410
B066		0.39	0.0003	0.010	0.41	0.39	<10	11.1	0.09	0.103	0.04	0.014	17.75	0.716	24.9	0.367
B067		0.33	<0.0002	0.006	0.45	0.43	<10	12.4	0.15	0.107	0.09	0.017	23.0	0.650	27.6	0.272
B068		0.36	0.0003	0.015	1.43	0.79	<10	16.9	0.42	0.104	0.07	0.029	22.2	1.115	35.8	0.411
B069		0.48	<0.0002	0.020	2.41	1.13	<10	12.6	0.72	0.082	0.08	0.023	26.5	1.050	38.7	0.337
B070		0.34	0.0003	0.028	1.83	1.40	<10	18.5	0.38	0.136	0.11	0.121	21.4	2.33	59.7	0.805
B071		0.33	<0.0002	0.035	1.42	0.68	<10	12.2	0.45	0.075	0.12	0.056	27.1	1.360	26.2	0.315
B072		0.42	<0.0002	0.028	1.04	0.74	<10	17.0	0.40	0.114	0.09	0.041	36.7	2.93	42.4	0.762
B073		0.34	0.0009	0.054	3.23	2.66	<10	132.5	0.74	0.257	0.25	0.117	38.3	11.50	112.0	4.76
B074		0.54	<0.0002	0.013	0.56	0.52	<10	4.4	0.19	0.092	0.14	0.019	23.5	0.899	31.1	0.226
B075		0.60	<0.0002	0.022	0.39	0.22	<10	7.0	0.11	0.079	0.04	0.008	21.2	0.460	15.80	0.283
B076		0.29	<0.0002	0.026	1.11	0.56	<10	13.6	0.32	0.119	0.03	0.025	18.45	0.970	27.5	0.510
B077		0.40	<0.0002	0.045	2.60	1.03	<10	16.0	0.67	0.135	0.09	0.134	19.45	1.825	57.7	0.362
B078		0.33	<0.0002	0.030	0.99	0.56	<10	8.6	0.18	0.075	0.08	0.030	18.45	1.170	32.8	0.447
B079		0.29	<0.0002	0.068	1.63	0.77	<10	16.8	0.46	0.132	0.05	0.034	21.0	2.03	43.6	0.463
B080		0.39	0.0005	0.040	0.83	0.64	<10	7.5	0.24	0.090	0.14	0.033	20.3	1.320	33.2	0.349



ALS Canada Ltd.

2103 Dollarton Hwy
 North Vancouver BC V7H 0A7
 Téléphone: +1 (604) 984 0221 Télécopieur: +1 (604) 984 0218
 www.alsglobal.com/geochemistry

A: EXPLORATION AZIMUT INC.
 110 RUE DE LA BARRE
 BUREAU 214
 LONGUEUIL QC J4K 1A3

Page: 3 - B
 Nombre total de pages: 5 (A - D)
 plus les pages d'annexe
 Finalisée date:
 21-AOUT-2018
 Compte: EXPAZI

Projet: OPINACA A

CERTIFICAT D'ANALYSE SD18183191

Description échantillon	Méthode élément unités LDI	ME-MS41L	ME-MS41L	ME-MS41L	ME-MS41L	ME-MS41L	ME-MS41L	ME-MS41L	ME-MS41L	ME-MS41L	ME-MS41L	ME-MS41L	ME-MS41L	ME-MS41L	ME-MS41L	
		Cu	Fe	Ga	Ge	Hf	Hg	In	K	La	Li	Mg	Mn	Mo	Na	Nb
		ppm	%	ppm	ppm	ppm	ppm	ppm	%	ppm	ppm	%	ppm	ppm	%	ppm
B041		1.95	1.200	8.58	0.032	0.082	0.016	0.011	0.01	7.45	3.5	0.06	28.0	0.30	0.005	3.52
B042		1.95	0.620	5.09	0.032	0.048	0.043	0.013	0.01	9.18	0.9	0.03	10.0	0.31	0.002	1.755
B043		1.38	0.510	9.70	0.037	0.039	0.020	0.007	0.01	6.63	2.5	0.06	21.1	0.25	0.004	4.48
B044		1.65	0.770	7.75	0.052	0.054	0.010	0.008	0.08	14.55	3.8	0.16	43.0	0.44	0.004	4.14
B045		9.35	1.660	7.84	0.095	0.090	0.008	0.020	0.28	16.20	17.5	0.60	155.0	0.51	0.037	3.41
B046		6.14	0.700	3.59	0.040	0.063	0.014	0.009	0.02	9.62	6.5	0.11	35.6	0.28	0.004	4.03
B047		4.23	0.620	5.19	0.061	0.036	0.025	0.011	0.04	16.50	7.7	0.13	35.5	0.31	0.005	3.87
B048		13.30	0.780	3.37	0.065	0.037	0.013	0.009	0.07	15.65	10.6	0.21	61.0	0.31	0.008	3.27
B049		3.81	1.680	12.60	0.068	0.097	0.026	0.010	0.05	10.05	7.5	0.17	55.2	0.60	0.005	6.93
B050		0.96	0.470	4.54	0.043	0.055	0.013	0.007	0.02	11.15	2.4	0.06	21.6	0.18	0.003	2.91
B051		0.96	0.220	2.02	0.029	0.020	0.007	0.007	0.02	6.97	1.4	0.04	17.3	0.09	0.007	1.660
B052		6.24	0.610	4.67	0.048	0.048	0.013	0.007	0.03	12.15	9.3	0.15	45.8	0.19	0.007	3.84
B053		3.59	1.170	13.55	0.047	0.066	0.037	0.013	0.01	8.81	4.2	0.09	30.7	0.33	0.007	6.58
B054		2.13	0.247	2.13	0.020	0.027	0.012	0.007	0.01	7.18	0.6	0.02	10.0	0.34	0.006	1.880
B055		0.49	0.241	2.87	0.038	0.038	0.009	0.006	0.03	7.27	1.6	0.05	15.5	0.29	0.009	3.27
B056		9.40	0.320	3.79	0.034	0.009	0.028	0.013	0.01	14.75	0.6	0.01	6.9	0.24	0.006	1.190
B057		8.80	0.590	3.70	0.046	0.033	0.019	0.011	0.04	15.00	6.0	0.12	38.1	0.27	0.008	2.25
B058		7.40	0.580	2.89	0.052	0.027	0.010	0.008	0.04	13.25	6.9	0.14	45.3	0.22	0.006	2.50
B059		10.45	1.110	8.15	0.063	0.042	0.040	0.017	0.07	19.70	12.9	0.22	54.6	0.59	0.008	3.75
B060		0.58	0.202	3.66	0.032	0.015	0.019	0.005	0.03	5.95	1.5	0.04	13.2	0.20	0.008	0.947
B061		6.05	1.020	3.16	0.042	0.036	0.023	0.016	0.02	8.59	5.6	0.12	53.7	0.40	0.006	2.58
B062		6.62	1.460	5.81	0.057	0.052	0.030	0.013	0.04	14.65	5.2	0.14	55.0	0.62	0.009	3.11
B063		2.23	0.550	2.47	0.047	0.040	0.012	0.006	0.02	13.90	1.7	0.06	20.5	0.28	0.003	1.815
B064		3.37	1.530	9.73	0.067	0.070	0.022	0.012	0.09	10.80	5.4	0.28	71.2	0.53	0.008	4.35
B065		6.32	1.660	10.75	0.077	0.055	0.016	0.013	0.15	12.65	7.4	0.39	93.0	0.51	0.006	5.35
B066		2.12	0.510	2.68	0.036	0.023	0.010	0.007	0.02	8.60	1.4	0.05	21.5	0.19	0.003	2.04
B067		2.51	0.630	2.09	0.047	0.027	0.013	<0.005	0.02	10.25	3.1	0.06	18.6	0.26	0.007	3.02
B068		3.24	0.780	4.70	0.043	0.033	0.043	0.010	0.02	10.35	7.1	0.09	29.1	0.37	0.006	2.35
B069		4.80	1.330	4.61	0.063	0.080	0.039	0.012	0.01	11.80	6.4	0.06	22.1	0.39	0.007	2.65
B070		5.33	1.860	8.54	0.064	0.085	0.036	0.015	0.05	9.17	9.4	0.18	83.1	0.58	0.011	3.62
B071		3.76	0.770	2.09	0.058	0.043	0.026	0.009	0.02	11.85	5.3	0.08	41.9	0.25	0.011	1.905
B072		7.90	1.010	2.42	0.071	0.027	0.021	0.006	0.04	11.85	16.8	0.20	64.0	0.26	0.013	2.83
B073		21.1	3.15	11.30	0.103	0.134	0.031	0.025	0.36	15.85	36.5	0.89	216	1.13	0.048	4.52
B074		2.49	0.690	1.950	0.054	0.017	0.015	0.005	0.01	10.10	3.9	0.06	24.1	0.23	0.006	2.17
B075		3.31	0.237	1.800	0.036	0.012	0.011	0.006	0.02	9.81	4.1	0.04	13.6	0.22	0.007	1.460
B076		2.00	0.980	5.64	0.036	0.032	0.018	0.009	0.02	8.54	6.1	0.07	23.0	0.30	0.007	2.17
B077		3.52	1.490	5.96	0.055	0.105	0.038	0.015	0.03	7.21	6.5	0.09	62.7	0.42	0.009	4.39
B078		3.08	0.560	2.70	0.042	0.016	0.015	0.009	0.03	7.81	6.8	0.10	28.3	0.41	0.009	1.975
B079		3.39	1.260	5.05	0.048	0.032	0.023	0.012	0.02	7.23	11.8	0.13	52.1	0.30	0.009	3.06
B080		4.18	0.700	1.930	0.043	0.033	0.014	0.005	0.02	8.16	7.5	0.11	33.5	0.32	0.009	3.31



ALS Canada Ltd.

2103 Dollarton Hwy
 North Vancouver BC V7H 0A7
 Téléphone: +1 (604) 984 0221 Télécopieur: +1 (604) 984 0218
 www.alsglobal.com/geochemistry

A: EXPLORATION AZIMUT INC.
 110 RUE DE LA BARRE
 BUREAU 214
 LONGUEUIL QC J4K 1A3

Page: 3 - C
 Nombre total de pages: 5 (A - D)
 plus les pages d'annexe
 Finalisée date:
 21-AOUT-2018
 Compte: EXPAZI

Projet: OPINACA A

CERTIFICAT D'ANALYSE SD18183191

Description échantillon	Méthode élément unités LDI	ME-MS41L	ME-MS41L	ME-MS41L	ME-MS41L	ME-MS41L	ME-MS41L	ME-MS41L	ME-MS41L	ME-MS41L	ME-MS41L	ME-MS41L	ME-MS41L	ME-MS41L	ME-MS41L	
		Ni	P	Pb	Pd	Pt	Rb	Re	S	Sb	Sc	Se	Sn	Sr	Ta	Te
		ppm	%	ppm	ppm	ppm	ppm	ppm	%	ppm	ppm	ppm	ppm	ppm	ppm	ppm
B041		3.68	0.095	6.79	<0.001	<0.002	1.880	<0.001	0.03	0.033	1.250	0.2	0.62	3.13	0.158	<0.01
B042		1.81	0.036	4.45	<0.001	<0.002	0.811	<0.001	0.02	0.021	1.655	0.6	0.28	3.94	0.087	<0.01
B043		3.12	0.026	11.90	<0.001	<0.002	1.510	<0.001	0.02	0.016	0.671	0.1	0.72	6.24	0.014	<0.01
B044		7.19	0.016	11.70	<0.001	<0.002	6.79	<0.001	0.02	0.022	1.075	0.1	1.02	4.12	0.006	0.01
B045		24.2	0.033	5.96	<0.001	<0.002	32.5	<0.001	0.01	0.020	4.26	0.1	0.85	13.60	<0.005	<0.01
B046		5.68	0.046	6.95	<0.001	<0.002	2.95	<0.001	0.01	0.021	1.135	0.1	0.60	5.21	0.142	<0.01
B047		6.38	0.033	7.98	<0.001	<0.002	3.72	<0.001	0.02	0.016	1.325	0.4	0.63	5.49	0.086	0.01
B048		10.35	0.064	5.55	<0.001	<0.002	7.52	<0.001	0.03	0.021	1.270	0.3	0.55	7.30	0.023	<0.01
B049		10.85	0.100	15.40	0.001	<0.002	6.03	<0.001	0.02	0.033	1.340	0.2	1.27	6.82	0.095	0.01
B050		3.47	0.017	7.60	<0.001	<0.002	2.76	<0.001	0.02	0.014	0.399	0.1	0.84	4.89	0.012	<0.01
B051		2.13	0.007	4.98	<0.001	<0.002	1.880	<0.001	0.02	0.016	0.393	<0.1	0.46	5.04	0.006	<0.01
B052		7.74	0.031	8.62	<0.001	<0.002	3.73	<0.001	0.02	0.014	0.852	<0.1	0.73	6.24	0.009	<0.01
B053		5.40	0.041	13.90	<0.001	<0.002	1.675	<0.001	0.03	0.025	0.988	0.3	1.04	8.83	0.039	0.01
B054		1.62	0.010	5.20	<0.001	<0.002	1.270	<0.001	0.02	0.015	0.511	0.1	0.49	3.56	0.020	<0.01
B055		2.67	0.009	5.84	<0.001	<0.002	3.00	<0.001	0.03	0.015	0.531	<0.1	0.90	5.51	0.030	<0.01
B056		2.88	0.021	6.67	0.001	<0.002	0.889	<0.001	0.04	0.016	0.326	0.1	0.49	8.07	0.010	<0.01
B057		7.32	0.035	5.51	<0.001	<0.002	4.58	<0.001	0.02	0.010	0.749	0.1	0.49	7.32	0.008	<0.01
B058		8.16	0.061	3.89	<0.001	<0.002	5.04	<0.001	0.02	0.012	0.914	0.1	0.36	7.11	0.007	<0.01
B059		10.85	0.034	8.50	<0.001	<0.002	7.42	0.002	0.05	0.024	2.88	0.9	0.70	9.90	0.110	0.01
B060		2.95	0.014	5.63	<0.001	<0.002	2.80	<0.001	0.03	0.022	0.233	0.1	0.71	6.01	0.010	<0.01
B061		7.65	0.052	5.64	<0.001	<0.002	2.58	<0.001	0.03	0.040	2.10	0.2	0.38	3.49	0.074	<0.01
B062		8.06	0.065	7.02	<0.001	<0.002	4.21	<0.001	0.02	0.017	2.34	0.3	0.46	5.11	0.095	<0.01
B063		3.38	0.042	3.53	<0.001	<0.002	1.755	<0.001	0.02	0.012	0.902	0.1	0.33	4.05	0.048	<0.01
B064		11.70	0.053	9.22	<0.001	<0.002	8.93	<0.001	0.03	0.016	1.925	0.2	0.98	8.36	0.007	0.01
B065		15.35	0.038	8.20	<0.001	<0.002	12.85	<0.001	0.03	0.026	2.31	0.2	1.02	7.17	0.012	0.03
B066		3.43	0.030	3.34	<0.001	<0.002	2.30	<0.001	0.02	0.009	0.617	0.2	0.55	5.57	0.008	<0.01
B067		3.14	0.072	5.20	0.001	<0.002	1.370	<0.001	0.01	0.012	0.754	0.2	0.41	4.77	0.020	<0.01
B068		5.08	0.035	5.75	0.001	<0.002	1.925	<0.001	0.02	0.023	1.660	0.5	0.44	4.72	0.072	<0.01
B069		4.48	0.040	5.18	<0.001	<0.002	1.525	<0.001	0.02	0.021	2.63	0.6	0.34	5.17	0.105	0.01
B070		8.06	0.053	7.27	<0.001	<0.002	4.41	<0.001	0.02	0.030	2.57	0.5	0.51	6.83	0.112	0.02
B071		4.81	0.056	3.66	<0.001	<0.002	1.590	<0.001	0.01	0.021	1.760	0.3	0.27	4.96	0.061	0.01
B072		11.45	0.051	4.38	<0.001	<0.002	3.75	<0.001	0.01	0.022	2.10	0.3	0.42	5.30	0.090	0.01
B073		47.0	0.059	9.13	0.001	<0.002	46.9	<0.001	0.02	0.034	7.08	0.2	1.28	19.00	<0.005	0.03
B074		3.82	0.063	3.46	0.001	<0.002	1.190	<0.001	0.01	0.009	0.765	0.2	0.26	4.58	0.092	0.01
B075		2.13	0.017	3.37	<0.001	<0.002	1.660	<0.001	0.01	0.007	0.533	0.2	0.29	2.99	0.007	<0.01
B076		3.86	0.016	4.80	<0.001	<0.002	1.865	<0.001	0.01	0.014	1.460	0.3	0.54	2.92	0.059	0.01
B077		6.01	0.084	8.31	0.001	<0.002	2.06	<0.001	0.02	0.027	2.59	0.4	0.51	10.40	0.169	0.01
B078		5.14	0.041	4.11	0.001	<0.002	2.25	<0.001	0.02	0.019	1.050	0.3	0.29	3.58	0.075	0.01
B079		7.88	0.044	6.40	<0.001	<0.002	1.765	<0.001	0.02	0.014	2.14	0.3	0.54	4.26	0.110	<0.01
B080		5.87	0.069	4.02	<0.001	<0.002	1.885	<0.001	0.02	0.017	1.040	0.3	0.33	5.42	0.128	<0.01



ALS Canada Ltd.

2103 Dollarton Hwy
 North Vancouver BC V7H 0A7
 Téléphone: +1 (604) 984 0221 Télécopieur: +1 (604) 984 0218
 www.alsglobal.com/geochemistry

A: EXPLORATION AZIMUT INC.
 110 RUE DE LA BARRE
 BUREAU 214
 LONGUEUIL QC J4K 1A3

Page: 3 - D
 Nombre total de pages: 5 (A - D)
 plus les pages d'annexe
 Finalisée date:
 21-AOUT-2018
 Compte: EXPAZI

Projet: OPINACA A

CERTIFICAT D'ANALYSE SD18183191

Description échantillon	Méthode élément unités LDI	ME-MS41L	ME-MS41L	ME-MS41L	ME-MS41L	ME-MS41L	ME-MS41L	ME-MS41L	ME-MS41L	
		Th	Ti	Ti	U	V	W	Y	Zn	Zr
		ppm	%	ppm	ppm	ppm	ppm	ppm	ppm	ppm
		0.002	0.001	0.002	0.005	0.1	0.001	0.003	0.1	0.01
B041		4.91	0.097	0.022	0.431	30.7	0.220	1.750	5.1	2.48
B042		3.45	0.039	0.010	0.559	13.6	0.197	3.03	1.8	1.42
B043		2.32	0.122	0.014	0.475	22.7	0.114	2.01	3.4	1.30
B044		6.43	0.153	0.049	0.770	34.1	0.243	2.38	7.2	1.96
B045		4.86	0.170	0.184	0.883	40.8	0.278	4.23	30.7	3.55
B046		7.26	0.101	0.027	1.165	18.8	0.126	3.51	7.2	1.84
B047		3.17	0.109	0.039	1.115	19.2	0.115	6.18	6.6	1.00
B048		1.670	0.088	0.052	1.260	22.2	1.075	6.18	11.4	0.92
B049		9.53	0.208	0.050	0.935	51.7	1.100	3.28	12.3	2.80
B050		3.47	0.120	0.030	0.557	20.0	0.020	1.975	4.3	1.71
B051		0.622	0.053	0.012	0.346	8.4	0.036	1.225	3.1	0.78
B052		1.895	0.129	0.043	1.110	19.0	0.092	4.10	8.9	1.46
B053		4.70	0.155	0.026	0.637	35.4	0.186	3.12	6.7	1.90
B054		1.635	0.047	0.011	0.522	8.7	0.319	1.080	2.0	0.75
B055		2.30	0.080	0.019	0.482	10.8	0.048	0.867	3.2	1.18
B056		0.130	0.038	0.020	1.380	9.6	0.068	3.33	2.4	0.24
B057		1.140	0.073	0.037	1.065	15.3	0.085	4.01	6.8	0.85
B058		2.36	0.065	0.037	0.775	15.5	0.151	4.22	7.4	0.86
B059		4.50	0.136	0.070	1.645	33.2	0.512	5.64	14.4	1.33
B060		0.085	0.040	0.022	0.417	9.2	0.026	0.823	3.6	0.48
B061		4.06	0.066	0.029	0.699	22.5	0.305	2.84	10.0	0.98
B062		6.35	0.089	0.041	0.886	31.2	0.350	5.08	9.6	1.35
B063		5.27	0.047	0.016	0.657	14.9	0.550	4.06	3.0	1.14
B064		5.43	0.165	0.064	0.569	36.8	0.427	2.50	13.4	2.34
B065		3.71	0.214	0.083	0.724	51.2	0.176	2.93	17.4	1.80
B066		1.120	0.052	0.017	0.419	9.9	0.110	1.830	2.9	0.77
B067		3.71	0.067	0.016	0.579	10.8	0.110	3.31	2.8	0.68
B068		2.82	0.072	0.022	0.676	18.8	0.219	3.19	6.2	1.03
B069		4.57	0.065	0.018	0.731	25.0	0.317	4.47	5.1	2.14
B070		4.91	0.112	0.041	0.685	44.5	0.346	3.68	11.2	2.50
B071		4.51	0.046	0.023	0.561	15.5	0.188	4.43	6.2	1.32
B072		3.79	0.081	0.034	1.100	22.3	0.290	5.97	11.0	0.82
B073		7.38	0.213	0.284	1.195	69.3	0.568	6.30	59.9	5.19
B074		2.33	0.050	0.016	0.615	17.2	0.257	4.95	3.5	0.55
B075		2.10	0.043	0.024	0.480	6.9	0.100	2.27	2.6	0.45
B076		3.28	0.077	0.027	0.367	23.6	0.207	1.690	5.9	1.18
B077		5.65	0.103	0.024	0.794	32.1	0.322	2.87	14.5	2.62
B078		1.215	0.054	0.022	0.663	16.4	0.314	2.84	5.7	0.40
B079		3.94	0.094	0.021	0.567	25.9	0.270	2.96	9.9	0.98
B080		2.71	0.069	0.023	0.689	17.4	0.297	4.18	6.6	0.74

***** Voir la page d'annexe pour les commentaires en ce qui concerne ce certificat *****



ALS Canada Ltd.

2103 Dollarton Hwy
 North Vancouver BC V7H 0A7
 Téléphone: +1 (604) 984 0221 Télécopieur: +1 (604) 984 0218
 www.alsglobal.com/geochemistry

A: EXPLORATION AZIMUT INC.
 110 RUE DE LA BARRE
 BUREAU 214
 LONGUEUIL QC J4K 1A3

Page: 4 - A
 Nombre total de pages: 5 (A - D)
 plus les pages d'annexe
 Finalisée date:
 21-AOÛT-2018
 Compte: EXPAZI

Projet: OPINACA A

CERTIFICAT D'ANALYSE SD18183191

Description échantillon	Méthode élément unités LDI	WEI-21	ME-MS41L	ME-MS41L	ME-MS41L	ME-MS41L	ME-MS41L	ME-MS41L	ME-MS41L	ME-MS41L	ME-MS41L	ME-MS41L	ME-MS41L	ME-MS41L	ME-MS41L	ME-MS41L
		Poids reçu kg	Au ppm	Ag ppm	Al %	As ppm	B ppm	Ba ppm	Be ppm	Bi ppm	Ca %	Cd ppm	Ce ppm	Co ppm	Cr ppm	Cs ppm
B081		0.64	0.0012	0.022	0.66	0.43	<10	33.5	0.17	0.118	0.14	0.026	28.8	2.84	43.4	1.740
B082		0.34	<0.0002	0.027	1.80	0.83	<10	5.5	0.47	0.140	0.05	0.039	18.15	1.090	40.0	0.297
B083		0.39	<0.0002	0.025	1.02	0.61	<10	6.8	0.32	0.084	0.04	0.021	28.0	1.205	31.9	0.249
B084		0.39	<0.0002	0.023	0.58	0.51	<10	8.6	0.22	0.071	0.07	0.014	34.6	1.555	31.2	0.296
B085		0.41	<0.0002	0.015	0.41	0.53	<10	6.8	0.16	0.167	0.11	0.019	22.8	0.963	22.4	0.435
B086		0.43	<0.0002	0.066	1.63	1.36	<10	10.8	0.51	0.173	0.10	0.032	34.1	1.335	45.7	0.570
B087		0.44	<0.0002	0.030	1.51	0.70	<10	4.2	0.29	0.082	0.10	0.020	24.3	1.040	50.7	0.221
B088		0.42	<0.0002	0.022	0.53	0.31	<10	8.5	0.18	0.109	0.04	0.020	28.5	0.471	26.0	0.206
B089		0.37	0.0011	0.013	1.29	0.36	<10	32.8	0.10	0.107	0.07	0.005	5.42	7.22	101.0	4.26
B090		0.39	<0.0002	0.015	1.77	1.03	<10	4.4	0.32	0.122	0.06	0.029	18.60	0.997	37.1	0.366
B091		0.52	<0.0002	0.026	0.90	0.57	<10	11.1	0.29	0.100	0.11	0.017	24.1	1.315	34.4	0.398
B092		0.57	<0.0002	0.032	0.47	0.18	<10	15.3	0.13	0.165	0.07	0.020	18.25	1.140	30.2	0.626
B093		0.39	<0.0002	0.006	0.52	0.74	<10	8.7	0.14	0.143	0.11	0.018	15.40	0.704	30.7	0.259
B094		0.42	<0.0002	0.017	0.97	0.75	<10	8.0	0.24	0.224	0.08	0.055	18.60	1.735	51.1	0.492
B095		0.39	<0.0002	0.193	2.06	2.52	<10	13.1	0.57	0.351	0.03	0.084	15.95	1.850	46.4	0.701
B096		0.58	<0.0002	0.041	0.52	0.29	<10	19.5	0.12	0.137	0.06	0.019	23.0	1.030	27.1	0.894
B097		0.56	0.0003	0.014	0.65	0.38	<10	22.8	0.13	0.090	0.15	0.022	25.8	2.40	45.9	1.375
B098		0.33	0.0006	0.019	0.97	1.26	<10	8.8	0.24	0.217	0.06	0.048	16.30	1.270	42.9	0.502
B099		0.41	<0.0002	0.008	0.91	0.78	<10	6.8	0.25	0.110	0.09	0.009	29.5	1.180	32.3	0.604
B100		0.35	<0.0002	0.013	0.52	0.31	<10	11.7	0.13	0.183	0.09	0.010	17.30	1.325	30.2	0.573
B101		0.34	<0.0002	0.057	1.48	0.59	<10	4.7	0.27	0.115	0.04	0.030	30.7	1.225	54.0	0.279
B102		0.33	0.0004	0.011	0.28	0.26	<10	10.5	0.09	0.270	0.05	0.012	15.15	0.658	30.1	0.293
B103		0.36	<0.0002	0.021	0.63	0.37	<10	19.7	0.16	0.243	0.13	0.029	26.6	1.440	33.7	1.080
B104		0.35	<0.0002	0.010	0.92	0.41	<10	6.5	0.21	0.102	0.10	0.017	29.4	1.400	23.7	0.224
B105		0.51	0.0010	0.013	0.69	0.13	<10	12.9	0.14	0.191	0.05	0.008	25.8	0.890	23.7	0.831
B106		0.32	0.0007	0.008	0.27	0.16	<10	8.5	0.08	0.139	0.05	0.014	15.20	1.000	33.8	0.444
B107		0.41	0.0003	0.013	0.53	0.31	<10	12.2	0.17	0.178	0.10	0.019	18.45	1.150	31.6	0.585
B108		0.48	0.0008	0.041	0.65	0.39	<10	27.7	0.12	0.230	0.08	0.023	23.8	2.41	43.2	1.580
B109		0.48	0.0005	0.015	0.29	0.20	<10	10.7	0.06	0.129	0.05	0.024	17.35	0.778	23.0	0.422
B110		0.32	0.0005	0.051	0.17	0.10	<10	15.0	0.11	0.301	0.07	0.042	18.65	0.869	15.05	0.517
B111		0.41	0.0003	0.033	0.33	0.27	<10	21.5	0.14	0.167	0.15	0.028	34.6	1.765	21.9	0.755
B112		0.45	0.0014	0.023	0.74	0.40	<10	45.2	0.26	0.146	0.20	0.022	111.0	4.02	39.1	1.720
B113		0.29	<0.0002	0.027	0.73	0.72	<10	10.0	0.11	0.144	0.06	0.050	19.50	1.640	40.7	0.890
B114		0.28	0.0092	0.054	1.00	1.50	<10	13.5	0.16	0.229	0.08	0.091	22.6	1.980	48.9	0.926
B115		0.33	0.0005	0.014	2.12	0.69	<10	6.1	0.30	0.085	0.05	0.012	21.5	1.145	40.1	0.291
B116		0.33	<0.0002	0.026	1.34	0.46	<10	5.8	0.30	0.209	0.08	0.035	33.2	0.954	40.4	0.415
B117		0.38	0.0008	0.040	2.12	3.43	<10	11.3	0.51	0.206	0.06	0.056	45.8	1.775	62.7	0.389
B118		0.29	0.0003	0.015	1.22	1.26	<10	9.6	0.23	0.179	0.07	0.027	23.9	1.520	40.5	0.542
B119		0.38	<0.0002	0.022	1.21	1.04	<10	5.8	0.21	0.163	0.05	0.046	21.3	1.485	38.2	0.472
B120		0.32	0.0002	0.017	0.81	0.51	<10	5.9	0.18	0.105	0.11	0.018	28.9	0.753	28.8	0.296



ALS Canada Ltd.

2103 Dollarton Hwy
 North Vancouver BC V7H 0A7
 Téléphone: +1 (604) 984 0221 Télécopieur: +1 (604) 984 0218
 www.alsglobal.com/geochemistry

A: EXPLORATION AZIMUT INC.
 110 RUE DE LA BARRE
 BUREAU 214
 LONGUEUIL QC J4K 1A3

Page: 4 - B
 Nombre total de pages: 5 (A - D)
 plus les pages d'annexe
 Finalisée date:
 21-AOUT-2018
 Compte: EXPAZI

Projet: OPINACA A

CERTIFICAT D'ANALYSE SD18183191

Description échantillon	Méthode élément unités LDI	ME-MS41L	ME-MS41L	ME-MS41L	ME-MS41L	ME-MS41L	ME-MS41L	ME-MS41L	ME-MS41L	ME-MS41L	ME-MS41L	ME-MS41L	ME-MS41L	ME-MS41L	ME-MS41L	
		Cu	Fe	Ga	Ge	Hf	Hg	In	K	La	Li	Mg	Mn	Mo	Na	Nb
		ppm	%	ppm	ppm	ppm	ppm	ppm	%	ppm	ppm	%	ppm	ppm	%	ppm
B081		6.23	0.970	3.64	0.070	0.025	0.007	0.007	0.11	13.85	13.3	0.28	75.0	0.27	0.015	2.30
B082		1.67	1.190	5.68	0.043	0.087	0.024	0.008	0.01	6.25	6.0	0.06	32.8	0.29	0.007	4.21
B083		3.33	0.770	2.13	0.042	0.074	0.018	0.006	0.01	7.97	6.1	0.07	27.9	0.21	0.009	2.89
B084		5.31	0.710	1.300	0.058	0.071	0.016	<0.005	0.02	13.00	6.7	0.09	32.6	0.15	0.012	2.24
B085		2.07	0.640	4.75	0.047	0.028	0.014	0.005	0.02	10.35	6.1	0.09	27.3	0.27	0.010	2.93
B086		6.20	1.010	3.67	0.067	0.039	0.037	0.009	0.03	16.55	6.6	0.10	32.8	0.45	0.009	3.82
B087		5.97	0.990	1.885	0.055	0.054	0.028	0.009	0.01	10.15	5.2	0.08	27.5	0.24	0.008	3.77
B088		4.07	0.410	2.35	0.042	0.012	0.012	0.005	0.01	16.10	1.4	0.03	11.2	0.20	0.008	2.43
B089		1.53	2.01	20.1	0.086	0.077	0.008	0.011	0.43	2.60	24.8	0.89	192.0	0.39	0.010	3.11
B090		5.13	1.010	4.45	0.041	0.064	0.018	0.009	0.02	7.03	4.3	0.07	29.1	0.34	0.007	3.27
B091		3.54	0.820	4.13	0.053	0.025	0.027	0.006	0.03	10.70	8.0	0.12	33.0	0.29	0.010	2.62
B092		2.36	0.420	4.04	0.048	0.018	0.014	0.005	0.06	8.41	5.7	0.14	33.0	0.15	0.010	1.535
B093		1.58	0.650	5.86	0.036	0.032	0.015	0.010	0.01	6.61	3.9	0.06	22.7	0.43	0.009	3.73
B094		2.88	1.500	8.71	0.047	0.043	0.021	0.006	0.02	8.05	8.5	0.11	59.2	0.33	0.011	4.95
B095		3.28	1.510	12.90	0.041	0.040	0.072	0.012	0.02	6.99	7.6	0.10	81.4	0.46	0.010	4.05
B096		5.54	0.450	4.10	0.050	0.020	0.009	0.005	0.05	10.70	3.7	0.11	27.8	0.44	0.010	1.525
B097		4.90	0.880	3.22	0.063	0.022	0.008	0.005	0.08	11.60	10.6	0.25	64.8	0.17	0.014	2.17
B098		2.02	1.520	9.29	0.041	0.053	0.029	0.006	0.02	6.96	4.7	0.09	31.6	0.47	0.009	4.99
B099		4.63	0.880	2.93	0.056	0.015	0.012	0.008	0.02	12.20	5.9	0.10	30.8	0.31	0.010	2.32
B100		2.25	0.510	3.97	0.038	0.020	0.010	0.005	0.05	7.86	5.9	0.14	36.6	0.19	0.011	2.07
B101		5.50	1.030	3.32	0.053	0.049	0.031	0.007	0.01	9.57	6.6	0.08	27.7	0.26	0.012	4.27
B102		1.05	0.450	2.79	0.034	0.023	0.007	<0.005	0.03	6.86	1.6	0.04	16.1	0.31	0.012	3.00
B103		5.97	0.590	6.40	0.086	0.034	0.015	0.007	0.06	12.30	5.5	0.14	40.0	0.35	0.010	2.34
B104		3.46	0.570	2.84	0.067	0.025	0.009	0.007	0.01	12.15	6.9	0.11	32.9	0.17	0.009	3.27
B105		4.02	0.470	5.91	0.059	0.034	0.013	<0.005	0.03	11.75	5.3	0.09	23.1	0.31	0.009	2.22
B106		1.51	0.670	2.50	0.058	0.030	0.004	0.005	0.04	7.29	2.7	0.07	24.4	0.23	0.010	2.59
B107		2.72	0.470	4.41	0.052	0.023	0.020	<0.005	0.05	8.42	4.5	0.11	30.9	0.14	0.009	1.590
B108		4.66	0.920	6.65	0.094	0.050	0.013	0.007	0.13	11.00	6.0	0.27	63.1	0.34	0.012	2.91
B109		2.46	0.310	3.42	0.051	0.014	0.021	0.005	0.03	8.22	2.6	0.08	21.9	0.30	0.010	1.220
B110		2.17	0.215	3.34	0.052	0.020	0.009	<0.005	0.03	9.59	2.9	0.08	23.3	0.31	0.009	2.43
B111		9.27	0.480	2.89	0.075	0.035	0.007	<0.005	0.05	16.35	6.0	0.15	44.4	0.32	0.012	2.51
B112		36.8	0.930	3.43	0.158	0.044	0.007	0.008	0.13	50.1	13.7	0.33	92.8	0.56	0.023	2.29
B113		1.55	1.270	5.71	0.050	0.034	0.016	0.005	0.03	8.78	5.0	0.10	42.1	0.26	0.007	2.89
B114		6.63	1.640	6.75	0.056	0.025	0.044	0.009	0.05	10.25	5.2	0.14	44.3	0.47	0.008	2.67
B115		4.73	1.040	3.09	0.055	0.086	0.021	0.009	0.01	9.51	4.5	0.07	22.2	0.35	0.007	3.40
B116		2.44	1.000	8.04	0.066	0.032	0.029	0.009	0.02	14.40	3.6	0.07	24.6	0.38	0.007	4.15
B117		4.82	1.790	4.01	0.086	0.060	0.044	0.008	0.03	21.1	3.0	0.09	37.3	0.54	0.007	2.49
B118		2.35	1.320	6.15	0.060	0.046	0.035	0.006	0.03	9.80	3.4	0.10	32.4	0.39	0.007	3.09
B119		2.58	1.190	6.44	0.052	0.060	0.025	0.006	0.01	9.22	5.1	0.07	53.8	0.28	0.008	4.40
B120		2.79	0.560	2.65	0.058	0.028	0.016	<0.005	0.01	13.00	2.7	0.06	19.6	0.25	0.006	2.78



ALS Canada Ltd.

2103 Dollarton Hwy
 North Vancouver BC V7H 0A7
 Téléphone: +1 (604) 984 0221 Télécopieur: +1 (604) 984 0218
 www.alsglobal.com/geochemistry

A: EXPLORATION AZIMUT INC.
 110 RUE DE LA BARRE
 BUREAU 214
 LONGUEUIL QC J4K 1A3

Page: 4 - C
 Nombre total de pages: 5 (A - D)
 plus les pages d'annexe
 Finalisée date:
 21-AOUT-2018
 Compte: EXPAZI

Projet: OPINACA A

CERTIFICAT D'ANALYSE SD18183191

Description échantillon	Méthode élément unités LDI	ME-MS41L	ME-MS41L	ME-MS41L	ME-MS41L	ME-MS41L	ME-MS41L	ME-MS41L	ME-MS41L	ME-MS41L	ME-MS41L	ME-MS41L	ME-MS41L	ME-MS41L	ME-MS41L	
		Ni	P	Pb	Pd	Pt	Rb	Re	S	Sb	Sc	Se	Sn	Sr	Ta	Te
		ppm	%	ppm	ppm	ppm	ppm	ppm	%	ppm	ppm	ppm	ppm	ppm	ppm	ppm
B081		12.45	0.047	4.20	<0.001	<0.002	12.15	<0.001	0.01	0.005	1.605	0.2	0.50	8.84	<0.005	<0.01
B082		4.08	0.064	6.92	0.001	<0.002	1.095	<0.001	0.03	0.028	1.740	0.3	0.62	3.33	0.166	<0.01
B083		4.54	0.046	4.31	<0.001	<0.002	0.927	<0.001	0.02	0.010	1.520	0.1	0.36	2.93	0.145	<0.01
B084		5.98	0.046	3.86	<0.001	<0.002	1.380	<0.001	0.01	0.009	1.235	0.2	0.28	3.69	0.134	0.01
B085		4.53	0.047	5.67	0.001	<0.002	1.915	<0.001	0.01	0.016	0.675	0.2	0.59	4.65	0.005	<0.01
B086		6.16	0.070	7.41	<0.001	<0.002	2.83	<0.001	0.02	0.027	2.06	0.5	0.45	4.88	0.206	0.01
B087		4.76	0.062	4.04	<0.001	<0.002	1.210	<0.001	0.02	0.018	1.730	0.4	0.35	4.04	0.201	0.01
B088		2.58	0.026	5.13	<0.001	<0.002	1.360	<0.001	0.02	0.008	0.518	0.3	0.42	4.69	0.020	<0.01
B089		41.2	0.020	6.11	<0.001	<0.002	43.4	<0.001	0.01	0.007	5.77	0.1	1.58	4.83	<0.005	0.01
B090		4.03	0.087	6.03	0.001	<0.002	1.750	<0.001	0.02	0.025	1.570	0.2	0.43	3.06	0.126	0.01
B091		6.15	0.050	4.26	<0.001	<0.002	2.35	<0.001	0.02	0.011	1.050	0.4	0.40	6.15	0.028	0.01
B092		5.45	0.024	5.03	<0.001	<0.002	4.88	<0.001	0.01	0.008	0.622	0.2	0.46	5.52	<0.005	<0.01
B093		3.44	0.055	6.28	0.001	<0.002	1.300	<0.001	0.01	0.013	0.766	0.2	0.57	7.03	0.017	0.01
B094		6.29	0.065	8.90	0.001	<0.002	2.10	<0.001	0.01	0.027	1.020	0.3	0.84	5.49	0.190	0.01
B095		6.31	0.093	9.38	<0.001	<0.002	2.53	<0.001	0.03	0.087	1.435	0.7	0.98	3.91	0.114	0.02
B096		5.28	0.031	5.43	<0.001	<0.002	4.93	<0.001	0.02	0.009	0.783	0.2	0.49	6.22	0.005	0.01
B097		11.05	0.060	3.62	<0.001	<0.002	9.27	<0.001	0.01	0.010	1.350	0.2	0.42	6.74	<0.005	0.01
B098		5.67	0.040	7.56	0.001	<0.002	2.42	<0.001	0.01	0.029	1.150	0.3	0.94	4.55	0.169	0.03
B099		5.11	0.045	5.18	<0.001	<0.002	2.78	<0.001	0.02	0.010	1.380	0.3	0.39	4.12	0.098	0.01
B100		6.17	0.028	6.91	<0.001	<0.002	4.99	<0.001	0.01	0.007	0.502	0.1	0.53	6.25	0.008	<0.01
B101		5.25	0.042	5.99	<0.001	<0.002	1.055	<0.001	0.03	0.014	1.670	0.3	0.51	3.13	0.153	0.01
B102		3.35	0.012	8.04	<0.001	<0.002	2.41	<0.001	0.02	0.013	0.429	0.1	0.85	7.62	0.020	<0.01
B103		7.22	0.045	11.30	0.001	<0.002	5.77	<0.001	0.02	0.020	0.656	0.2	0.80	9.55	0.009	<0.01
B104		5.62	0.034	5.64	<0.001	<0.002	1.225	<0.001	0.02	0.026	1.230	<0.1	0.44	5.24	0.148	0.01
B105		4.48	0.015	9.70	<0.001	<0.002	3.42	<0.001	0.01	0.016	0.612	0.1	0.80	4.49	0.008	<0.01
B106		4.34	0.012	4.32	0.001	<0.002	3.71	<0.001	0.01	0.014	0.645	0.1	0.55	5.67	0.016	<0.01
B107		5.49	0.037	7.00	<0.001	<0.002	4.15	<0.001	0.02	0.015	0.473	0.1	0.58	6.39	0.009	0.01
B108		10.05	0.019	7.81	0.001	<0.002	11.85	<0.001	0.01	0.017	1.435	0.1	0.89	8.10	0.005	0.01
B109		3.99	0.021	6.44	<0.001	<0.002	3.09	<0.001	0.02	0.022	0.232	<0.1	0.51	6.04	0.006	0.01
B110		3.69	0.015	9.29	<0.001	<0.002	2.68	<0.001	0.01	0.014	0.548	<0.1	0.76	7.30	<0.005	<0.01
B111		7.57	0.049	6.87	<0.001	<0.002	4.88	<0.001	0.01	0.015	0.985	0.1	0.57	9.66	<0.005	<0.01
B112		16.95	0.058	6.71	<0.001	<0.002	13.25	<0.001	0.01	0.016	2.37	0.1	0.60	12.40	<0.005	0.01
B113		6.36	0.037	6.86	<0.001	<0.002	4.32	<0.001	0.01	0.045	0.798	0.2	0.85	4.32	0.076	<0.01
B114		7.56	0.130	7.88	0.001	<0.002	5.04	<0.001	0.02	0.034	1.265	0.3	0.74	5.33	0.056	0.01
B115		4.31	0.042	6.56	<0.001	<0.002	1.145	<0.001	0.02	0.019	2.16	0.2	0.42	3.35	0.141	0.01
B116		4.04	0.049	9.81	0.001	<0.002	2.12	<0.001	0.02	0.020	1.375	0.4	0.78	4.25	0.270	0.01
B117		6.33	0.062	8.61	0.001	0.002	2.03	<0.001	0.03	0.035	2.56	0.2	0.38	3.24	0.118	0.02
B118		6.03	0.066	7.68	<0.001	<0.002	3.00	<0.001	0.02	0.042	1.360	0.2	0.61	3.55	0.150	0.02
B119		4.90	0.053	9.80	0.001	<0.002	1.820	<0.001	0.02	0.039	1.155	0.2	0.74	3.46	0.219	0.01
B120		3.32	0.051	4.86	0.001	<0.002	1.430	<0.001	0.02	0.019	0.780	0.3	0.42	5.47	0.023	<0.01



ALS Canada Ltd.

2103 Dollarton Hwy
 North Vancouver BC V7H 0A7
 Téléphone: +1 (604) 984 0221 Télécopieur: +1 (604) 984 0218
 www.alsglobal.com/geochemistry

A: EXPLORATION AZIMUT INC.
 110 RUE DE LA BARRE
 BUREAU 214
 LONGUEUIL QC J4K 1A3

Page: 4 - D
 Nombre total de pages: 5 (A - D)
 plus les pages d'annexe
 Finalisée date:
 21-AOÛT-2018
 Compte: EXPAZI

Projet: OPINACA A

CERTIFICAT D'ANALYSE SD18183191

Description échantillon	Méthode élément unités LDI	ME-MS41L	ME-MS41L	ME-MS41L	ME-MS41L	ME-MS41L	ME-MS41L	ME-MS41L	ME-MS41L	
		Th	Ti	Ti	U	V	W	Y	Zn	Zr
		ppm	%	ppm	ppm	ppm	ppm	ppm	ppm	ppm
B081		3.57	0.094	0.076	0.890	21.5	0.303	4.32	14.7	0.88
B082		6.37	0.107	0.016	0.601	26.1	0.187	2.45	7.8	2.30
B083		5.04	0.068	0.014	0.726	17.6	0.227	3.06	5.0	1.94
B084		5.58	0.060	0.014	0.895	16.7	0.294	5.16	4.6	2.31
B085		2.04	0.089	0.020	0.604	17.4	0.124	3.12	5.1	0.89
B086		4.14	0.091	0.029	1.220	21.5	0.352	6.18	6.6	0.90
B087		5.18	0.066	0.013	0.763	20.1	0.236	4.84	4.8	1.26
B088		1.355	0.047	0.018	1.785	9.4	0.086	1.940	2.6	0.37
B089		1.880	0.224	0.263	0.279	68.1	0.079	1.315	31.6	2.96
B090		5.77	0.076	0.019	0.806	25.0	0.203	2.23	5.4	1.64
B091		1.595	0.069	0.029	0.683	16.7	0.149	4.43	6.3	0.73
B092		0.476	0.073	0.032	0.511	10.4	0.490	2.22	6.8	0.61
B093		1.395	0.102	0.011	0.524	19.1	0.177	2.63	6.3	0.95
B094		4.99	0.153	0.026	0.601	37.3	0.169	2.32	9.1	1.32
B095		3.56	0.130	0.033	0.579	34.4	0.116	2.14	19.4	1.36
B096		0.850	0.072	0.033	0.851	9.4	0.178	2.32	7.0	0.67
B097		2.28	0.085	0.061	0.757	22.1	0.173	4.38	14.8	0.94
B098		4.49	0.155	0.020	0.474	43.4	0.283	2.01	6.7	1.78
B099		3.98	0.070	0.023	0.920	19.0	0.188	5.39	5.3	0.55
B100		0.424	0.084	0.035	0.540	13.7	0.116	2.20	7.2	0.77
B101		6.32	0.098	0.012	1.285	24.1	0.193	4.16	5.5	1.25
B102		0.814	0.080	0.016	0.509	14.2	0.098	1.100	3.9	0.80
B103		0.605	0.096	0.047	0.917	17.0	0.113	3.50	8.7	1.07
B104		4.10	0.072	0.022	0.906	13.0	0.304	4.92	6.3	0.76
B105		0.651	0.087	0.049	0.776	14.4	0.055	2.71	4.8	1.04
B106		2.80	0.065	0.021	0.436	17.1	0.142	1.525	4.4	1.01
B107		0.248	0.060	0.032	0.648	14.9	0.049	2.58	6.8	0.71
B108		1.560	0.123	0.082	0.728	23.0	0.181	2.27	11.9	1.76
B109		0.086	0.053	0.025	0.610	8.8	0.197	1.950	5.4	0.44
B110		1.415	0.096	0.046	0.580	12.2	0.062	2.75	4.7	0.74
B111		2.92	0.081	0.055	1.085	13.8	0.213	5.23	8.6	1.15
B112		6.21	0.101	0.115	4.28	23.1	0.182	12.75	18.9	1.83
B113		4.35	0.111	0.040	0.548	31.8	0.045	2.18	11.5	1.01
B114		4.84	0.104	0.041	0.696	40.1	0.202	2.61	11.5	0.87
B115		6.71	0.067	0.016	0.922	18.9	0.223	3.61	4.2	2.15
B116		3.09	0.110	0.027	0.805	26.8	0.150	6.82	5.4	1.01
B117		15.25	0.058	0.020	1.050	39.5	1.640	4.79	7.0	1.68
B118		7.78	0.085	0.027	0.628	31.9	0.264	2.63	6.8	1.43
B119		5.67	0.108	0.027	0.750	29.2	0.256	3.02	6.5	1.68
B120		2.06	0.059	0.019	0.820	13.8	0.137	4.69	3.4	0.69

***** Voir la page d'annexe pour les commentaires en ce qui concerne ce certificat *****



ALS Canada Ltd.
 2103 Dollarton Hwy
 North Vancouver BC V7H 0A7
 Téléphone: +1 (604) 984 0221 Télécopieur: +1 (604) 984 0218
 www.alsglobal.com/geochemistry

À: EXPLORATION AZIMUT INC.
 110 RUE DE LA BARRE
 BUREAU 214
 LONGUEUIL QC J4K 1A3

Page: 5 - A
 Nombre total de pages: 5 (A - D)
 plus les pages d'annexe
 Finalisée date:
 21 - AOÛT - 2018
 Compte: EXPAZI

Projet: OPINACA A

CERTIFICAT D'ANALYSE SD18183191

Description échantillon	Méthode élément unités LDI	WEI-21	ME-MS41L	ME-MS41L	ME-MS41L	ME-MS41L	ME-MS41L	ME-MS41L	ME-MS41L	ME-MS41L	ME-MS41L	ME-MS41L	ME-MS41L	ME-MS41L	ME-MS41L	
		Poids reçu kg	Au ppm	Ag ppm	Al %	As ppm	B ppm	Ba ppm	Be ppm	Bi ppm	Ca %	Cd ppm	Ce ppm	Co ppm	Cr ppm	Cs ppm
B121		0.35	0.0007	0.003	0.58	0.11	<10	8.5	0.11	0.077	0.04	0.018	13.50	0.310	19.75	0.139
B122		0.38	0.0003	0.034	1.57	0.51	<10	4.0	0.38	0.148	0.03	0.029	23.4	0.523	23.9	0.354



ALS Canada Ltd.
 2103 Dollarton Hwy
 North Vancouver BC V7H 0A7
 Téléphone: +1 (604) 984 0221 Télécopieur: +1 (604) 984 0218
 www.alsglobal.com/geochemistry

À: EXPLORATION AZIMUT INC.
 110 RUE DE LA BARRE
 BUREAU 214
 LONGUEUIL QC J4K 1A3

Page: 5 - B
 Nombre total de pages: 5 (A - D)
 plus les pages d'annexe
 Finalisée date:
 21-AOUT-2018
 Compte: EXPAZI

Projet: OPINACA A

CERTIFICAT D'ANALYSE SD18183191

Description échantillon	Méthode élément unités LDI	ME-MS41L	ME-MS41L	ME-MS41L	ME-MS41L	ME-MS41L	ME-MS41L	ME-MS41L	ME-MS41L	ME-MS41L	ME-MS41L	ME-MS41L	ME-MS41L	ME-MS41L	ME-MS41L	
		Cu ppm. 0.01	Fe % 0.001	Ga ppm 0.004	Ge ppm 0.005	Hf ppm 0.002	Hg ppm 0.004	In ppm 0.005	K % 0.01	La ppm 0.002	Li ppm 0.1	Mg % 0.01	Mn ppm 0.1	Mo ppm 0.01	Na % 0.001	Nb ppm 0.002
B121		1.05	0.160	2.70	0.046	0.015	0.011	0.007	0.02	6.53	0.7	0.03	10.3	0.07	0.008	1.385
B122		2.17	0.660	4.72	0.051	0.024	0.025	0.009	0.01	10.80	2.8	0.03	11.1	0.22	0.005	2.00



ALS Canada Ltd.
 2103 Dollarton Hwy
 North Vancouver BC V7H 0A7
 Téléphone: +1 (604) 984 0221 Télécopieur: +1 (604) 984 0218
 www.alsglobal.com/geochemistry

A: EXPLORATION AZIMUT INC.
 110 RUE DE LA BARRE
 BUREAU 214
 LONGUEUIL QC J4K 1A3

Page: 5 - C
 Nombre total de pages: 5 (A - D)
 plus les pages d'annexe
 Finalisée date:
 21-AOUT-2018
 Compte: EXPAZI

Projet: OPINACA A

CERTIFICAT D'ANALYSE SD18183191

Description échantillon	Méthode élément unités LDI	ME-MS41L	ME-MS41L	ME-MS41L	ME-MS41L	ME-MS41L	ME-MS41L	ME-MS41L	ME-MS41L	ME-MS41L	ME-MS41L	ME-MS41L	ME-MS41L	ME-MS41L	ME-MS41L	
		Ni	P	Pb	Pd	Pt	Rb	Re	S	Sb	Sc	Se	Sn	Sr	Ta	Te
		ppm	%	ppm	ppm	ppm	ppm	ppm	%	ppm	ppm	ppm	ppm	ppm	ppm	ppm
B121		1.64	0.046	4.11	<0.001	<0.002	1.105	<0.001	0.02	0.014	0.643	0.1	0.27	6.11	0.012	<0.01
B122		2.15	0.022	6.41	<0.001	<0.002	1.310	<0.001	<0.01	0.019	1.355	0.4	0.47	2.68	0.110	<0.01



ALS Canada Ltd.
2103 Dollarton Hwy
North Vancouver BC V7H 0A7
Téléphone: +1 (604) 984 0221 Télécopieur: +1 (604) 984 0218
www.alsglobal.com/geochemistry

A: EXPLORATION AZIMUT INC.
110 RUE DE LA BARRE
BUREAU 214
LONGUEUIL QC J4K 1A3

Page: 5 - D
Nombre total de pages: 5 (A - D)
plus les pages d'annexe
Finalisée date:
21-AOUT-2018
Compte: EXPAZI

Projet: OPINACA A

CERTIFICAT D'ANALYSE SD18183191

Description échantillon	Méthode élément unités LDI	ME-MS41L	ME-MS41L	ME-MS41L	ME-MS41L	ME-MS41L	ME-MS41L	ME-MS41L	ME-MS41L	ME-MS41L
		Th ppm	Ti %	Tl ppm	U ppm	V ppm	W ppm	Y ppm	Zn ppm	Zr ppm
B121		0.518	0.035	0.007	0.312	4.7	0.129	1.320	2.3	0.50
B122		4.17	0.069	0.016	0.566	15.0	0.152	3.88	2.5	0.75



ALS Canada Ltd.
2103 Dollarton Hwy
North Vancouver BC V7H 0A7
Téléphone: +1 (604) 984 0221 Télécopieur: +1 (604) 984 0218
www.alsglobal.com/geochemistry

A: EXPLORATION AZIMUT INC.
110 RUE DE LA BARRE
BUREAU 214
LONGUEUIL QC J4K 1A3

Page: Annexe 1
Total # les pages d'annexe: 1
Finalisée date:
21-AOUT-2018
Compte: EXPAZI

Projet: OPINACA A

CERTIFICAT D'ANALYSE SD18183191

COMMENTAIRE DE CERTIFICAT

COMMENTAIRES ANALYTIQUES

Applique à la Méthode: L'analyses de l'or par cette méthode sont semi-quantitatif à cause du peu d'échantillon pesée (0.5g).
ME-MS41L

ADRESSE DE LABORATOIRE

Applique à la Méthode: Traité à ALS Sudbury, 1351-B Kelly Lake Road, Unit #1, Sudbury, ON, Canada.
LOG-22 SCR-41 WEI-21

Applique à la Méthode: Traité à ALS Vancouver, 2103 Dollarton Hwy, North Vancouver, BC, Canada.
ME-MS41L