

GM 65968

WORK REPORT ON THE DANIEL LAKE PROJECT

Documents complémentaires

Additional Files



Licence



License

Cette première page a été ajoutée
au document et ne fait pas partie du
rapport tel que soumis par les auteurs.

Énergie et Ressources
naturelles

Québec 



Work Report

on the

Daniel Lake Project

located in:

Nunavik, Quebec, CANADA

NTS: 24103, 04, 05, 06, 07

Prepared for:

Azimut Exploration Inc.


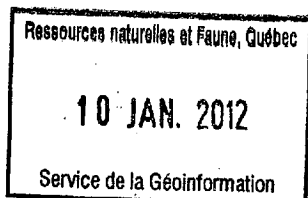
By: Charlton Mining Exploration Inc.,

J. D. Charlton, P. Geo

2020 Brentwood Street

St-Lazare, Québec

J7T 2G5



Dated : December 30, 2009

11 348 39

GM 6 5 9 6 8

Table of Contents

Summary	5
1.0 Introduction and Terms of Reference.....	9
1.1 Terms of Reference.....	9
2.0 Property Description and Location	10
3.0 Accessibility, Physiography, Infrastructure, Climate, Vegetation.....	12
4.0 Exploration History.....	14
5.0 2009 Exploration Program	15
5.1 Channel Sampling Program.....	16
5.2 Exploration & Prospecting.....	18
6.0 Sample Preparation, Analyses and Security	20
7.0 Geological Setting	21
8.0 Uranium Mineralization	22
9.0 Daniel Lake Uranium Mineralization	25
9.1 Proposed Uranium Metallogenesis.....	25
9.2 Characteristics of Daniel Lake Uranium-Bearing Pegmatites	26
9.3 Puqila Zones	29
9.4 Puqila North Mineralized Zones	29
9.5 R7 Mineralized Zone	32
9.6 Uraniferous Quartzite Horizon	35
10.0 Conclusions and Recommendations	36
10.1 Puqila Geologic Mapping and Drilling.....	36
10.2 R7 Geological Mapping and Prospecting	36

10.3	Quartzite Band Prospecting.....	36
10.4	Mineralogy.....	36
11.0	References.....	37

List of Figures

Figure 1	General Location Map – Daniel Lake Project	8
Figure 2	Daniel Lake Claim Blocks Location	11
Figure 3	Location of Mineralized Zones	19
Figure 4a	Daniel Lake Property Geology	23
Figure 4b	Daniel Lake Property Geology Legend	24
Figure 5	Puqila North Mineralized Zones with channel locations, channel numbers, and grab sample locations	28
Figure 6	R7 Mineralized Zone with channel sample locations, channel numbers, and grab sample locations	34

List of Tables

Table 1	Puqila North Main Zone 2009 Channel Sampling	29
Table 2	Northernmost Puqila North Sills 2009 Channel Sampling	32
Table 3	R7 Zone Channel Sampling	32

Appendices (included as separate files)

Appendix A	Channel Sample Locations and Descriptions
Appendix B	1:250 Scale Maps of Channel Samples
Appendix C	Property-Scale Prospecting Map
Appendix D	SRC Analytical Results

Summary

Daniel Lake is a uranium exploration project located in the northern George River region of Nunavik, Quebec. The property is owned 100% by Azimut Exploration Inc. (Azimut) of Longueuil, Quebec. It is an extensive property comprised of three (3) main claim blocks totalling 972 claims covering approximately 439 km².

The Daniel Lake area is accessed via Kuujuaq through the Nunavik village of Kangiqsualujuaq (formerly George River), which is situated on the eastern Ungava Bay coast. To date exploration work has been based at Camp Barnoin, a hunting and fishing camp which is located 35km southeast of Kangiqsualujuaq. Exploration work is helicopter-dependent. The camp is well-located and has a short airstrip suitable for wheel or ski-equipped aircraft.

Local physiography is characterised by rugged hilly to mountainous terrain with elevations ranging from sea level to above 900m. The climate is Arctic maritime and is notorious for unpredictability and high winds.

The region was geologically mapped in the period 1967-69 by the Geological Survey of Canada as part of Operation Torngat. This mapping identified the major lithologic formations and interpreted the time-stratigraphic relationships. The 24I NTS sheet was remapped in 1997 by the Ministry of Natural Resources of Quebec (MNRQ). A lake sediment sampling program was completed in this area in 1997 by the MRNQ. The data from this survey led to exploration at a property-scale beginning in 2006.

The Daniel Lake Project is situated on the northeastern part of the eastern segment of the Rae Province. Adjacent to the east is the Torngat Orogenic assemblage. This portion of the Rae Province is comprised of Archean-aged gneissic-plutonic crust with partial Paleoproterozoic supracrustal cover, all of which was reactivated during the Trans-Hudsonian Orogeny. The gneissic crust is of tonalitic composition and is referred to as the Kangiqsualujuaq Complex. The Paleoproterozoic sedimentary sequence is known as the Lake Harbour Group. Both have undergone amphibolite facies metamorphism and been subjected to compression and thrust-faulting from east to west.

The Lake Harbour Group and, in particular, the unconformity at the base of it, appears to be a primary regional locus of uranium pegmatite formation. The contact of the Lake Harbour Group with the basement gneiss complex is not only an unconformity but also is an important thrust-fault plane.

At Daniel Lake uranium mineralization occurs as sill-like pegmatite bodies along tectonically-controlled horizons, with related mineralized dykes. In concordance with the regional gneissosity, the pegmatites have shallow to moderate easterly

dips. Within individual pegmatite zones the controls on distribution of uranium mineralization are not fully understood.

Following initial property acquisition by staking in late 2005, Azimut optioned the property to NWT Uranium Ltd., who completed helicopter-borne spectrometric, electromagnetic, and magnetic surveys; ground prospecting, sampling, and geologic mapping; and limited reconnaissance drilling in the 2006-07 period. Azimut terminated the agreement with NWT and subsequently completed additional prospecting and mapping in 2008.

At Daniel Lake the 2008 work resulted in discovery of the Puqila mineralized pegmatites, as well as other uranium showings at R4, R6, and R7. Two short diamond drill holes totaling 36.6m were completed on the main Puqila North Zone in September 2008 before weather conditions forced an end to further work.

The primary objective of the 2009 work program was the channel sampling of selected mineralized exposures on the main known uranium pegmatite showings. To this end a 4-man sampling team was provided by GLG Geoservices Inc. of Rouyn-Noranda. The secondary objective was the examination and prospecting of the main known showing areas as well as the exploration of several additional targets as selected from the airborne survey data. This work was done concurrently with the channel sampling by J-M Lulin and the writer.

A total of 82 channel samples were taken on the Daniel Lake Property - 67 on the Puqila North Zones and 15 on the R7 Zone. The writer, with J-M Lulin, ground-checked radiometric anomalies as selected from the airborne spectrometer surveys. This included more detailed prospecting in the R7 area. The Daniel Lake samples were analyzed by the Saskatchewan Research Council (SRC) using the "Multi-Element Uranium Exploration Package ICP 1". The package includes a total of 63 analyses: 46 total digestion ICP-OES analyses; and 17 partial digestion ICP-OES analyses.

The Puqila Zones are a series of loosely connected mineralized pegmatites and boulders occurring along a 7 kilometre NW-SE trend, located just east of the southern part of Daniel Lake. The best uranium mineralization discovered to date on the property is the Puqila North pegmatite. The Puqila Centre pegmatites, located just to the south, exhibit great strike extent but are only moderately mineralized, and therefore were not channel-sampled in 2009.

The Puqila North Main Zone is dominated by a large exposure of mineralized, coarse-grained, undeformed, quartz-feldspar-biotite pegmatite sill measuring over 20m across, as exposed along a northwest-facing hillside. A total of 56 channel samples gave an average uranium grade for the Puqila Main Zone of 296 ppm U or 0.035% U_3O_8 . This grade compares well with the composite drill hole average from the two short 2008 holes.

The R7 pegmatites are located in the south-central area of the main Daniel Lake block, proximal to a north-trending island of Proterozoic metasediments. The average uranium content of the fifteen (15) channel samples taken at R7 is 243 ppm U or 0.029% U_3O_8 . The great significance of the R7 pegmatites is their sill-like appearance on basement gneisses and the close proximity of the unconformably overlying Proterozoic metasediments. The R7 pegmatites are interpreted to be on the Proterozoic/Archean unconformity.

Prospecting in the southeast part of the main Daniel Lake block led to the discovery of additional mineralized pegmatites within the shallow south-dipping succession of Lake Harbour Proterozoic metasediments. A distinct layer of banded grey and white quartzite within the metasedimentary sequence was found to be anomalously radioactive. This layer appears to be a conformable, continuous stratigraphic unit within the gently south-dipping sequence.

Detailed mapping and subsequent drill testing are recommended on the Puqila North Main Zone pegmatite. Prospecting the unconformity at the base of the Lake Harbour metasediments is recommended from the R7 Zone in the south, following this horizon northward along the edge of the Proterozoic enclave. The extent and potential of the stratiform uraniferous quartzite layer discovered in 2009 merit additional investigation.

J. D. Charlton, P. Geo.

December 30, 2009

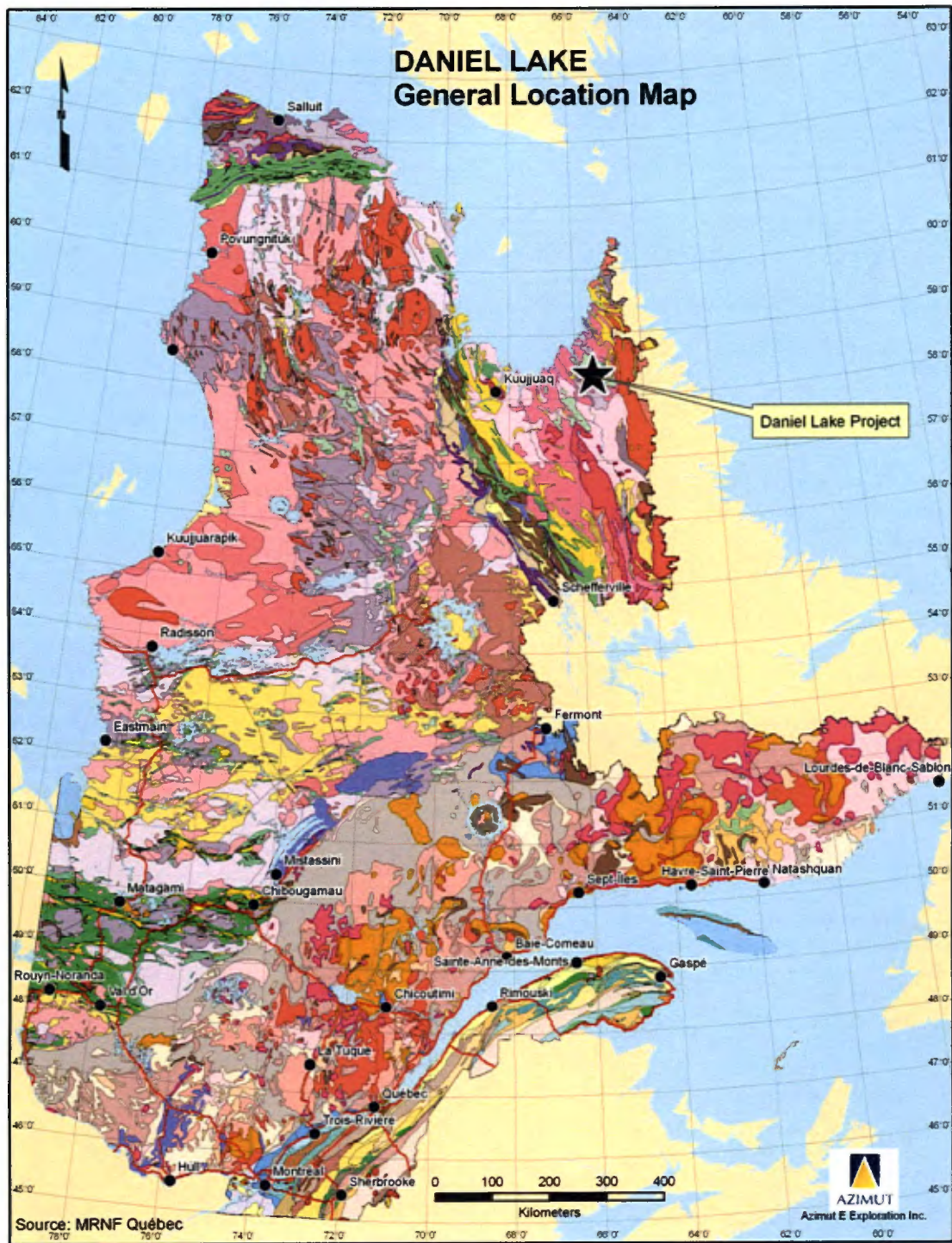


Figure 1: General Location Map – Daniel Lake Project

1.0 Introduction and Terms of Reference

The present report describes the exploration program completed on the Daniel Lake Property in the late summer of 2009. This program was done in conjunction with a similar exploration program on the adjoining North Rae Property, which is described in a separate report.

The Daniel Lake Project is a uranium exploration project located in the northern George River region of Quebec. This is a relatively unexplored subregion which, apart from a regional-scale, government-funded, lake sediment survey, has only begun to be explored on a property scale since 2006. It is owned 100% by Azimut Exploration Inc. (Azimut) of Longueuil, Quebec.

The original lake sediment survey revealed the presence of highly anomalous uranium concentrations in this region and led to the acquisition by staking of the Daniel Lake Property (the property) in late 2006 by Azimut. In 2007 Azimut optioned the property to Northwestern Minerals Ltd. - subsequently NWT Uranium Ltd. (NWT), which became project operator. In 2008 Azimut terminated the agreement with NWT, then subsequently bought back the interest that NWT had gained in the property and became project operator.

A helicopter-borne radiometric survey was extended over part of the Daniel Lake Property in 2007. An extensive prospecting and sampling exploration program was completed by IOS Geoscientific Services Inc. (IOS) for Azimut in the summer of 2008. It consisted of prospecting and evaluating aerospectrometric anomalies, sampling selected zones which had been worked in 2007, and mapping and sampling.

1.1 Terms of Reference

In August 2009 the writer was contracted by Azimut in the capacity of Senior Geologist for an estimated period of three (3) weeks. The contract was to include two (2) weeks in the field supervising a channel sampling program and participating in a prospecting program and, subsequently, completing the present report describing the 2009 program. By verbal agreement with Azimut, the report is to be descriptive, objective, and non-interpretative.

The 2009 field program began on August 28 with the mobilisation of the 4-man sampling team, the writer (J. D. Charlton P. Geo.), and Jean-Marc Lulin, P. Geo. of Azimut from Montreal and Rouyn-Noranda to Camp Barnoin (Rapid Lake Lodge) - the base of operations for the field work. Work proceeded over the next fourteen (14) days, with three-and-a-half (3.5) days lost due to weather conditions. The sampling team and the writer were mobilised out from the project on September 12.

Helicopter support, in the form of an Astar B2, was provided by Canadian Helicopters. The pilot was Martin Massicotte and flight engineer was David Gauvin. Accommodations and food were provided by Camp Barnoin, a permitted sport-fishing camp conveniently located in close proximity to the main North Rae claim blocks.

The primary objective of the 2009 work was the systematic channel sampling of selected mineralised exposures on the main known uranium pegmatite showings. The 4-man sampling team was provided by GLG Geoservices of Rouyn-Noranda and was made up of Dominic Lamothe, Denis Bergeron, François Durette and Donald Landriault. All samples were sent to SRC (Saskatchewan Research Council) Geoanalytical Laboratory (SRC) in Saskatoon for uranium and multi-element analysis.

The secondary objective was the examination and prospecting of the main known showing areas as well as ground-checking of several additional targets, as selected from airborne spectrometer surveys by J-M Lulin. This work was done concurrently with the channel sampling, by J-M Lulin and the writer. In addition J-M Lulin conducted property site visits, including Dr. Michel Jebrak of UQAM. Dennis Wood, Chairman of the Board of Azimut, visited the property on September 7.

2.0 Property Description and Location

The Daniel Lake Property is located in the far north of Quebec in eastern Nunavik, southeast of eastern Ungava Bay (Figure 1). It is an extensive property covering parts of NTS sheets 24-I-03, 04, 05, 06 and 24-I-07 (UTM Zone 20). The approximate centre-point of the Main Block is latitude 58°21'N, longitude 65°30'W. The property is situated southeast and south of the community of Kangiqsualujjuaq (formerly George River), between the Torngat Mountains to the east and the George River to the west.

It is comprised of three (3) main claim blocks (Figure 2): Main, South, and East. In addition there are two non-significant isolated north-south slices of Daniel Lake claims near the George River which were not examined and are ignored in this report. The Main claim block sits east of the George River and is comprised of 803 contiguous claims (cells) covering a surface area of 364 km². The South claim block is made up of 78 contiguous claims covering a surface area of 35 km². The East claim block covers parts of the western Torngat Mountains and is comprised of 83 claims covering a total surface area of 36 km². The total number of claims is 972 covering approximately 439 km². The writer has not examined the tenure of any of the claims making up the Daniel Lake Property as this did not form part of his mandate.

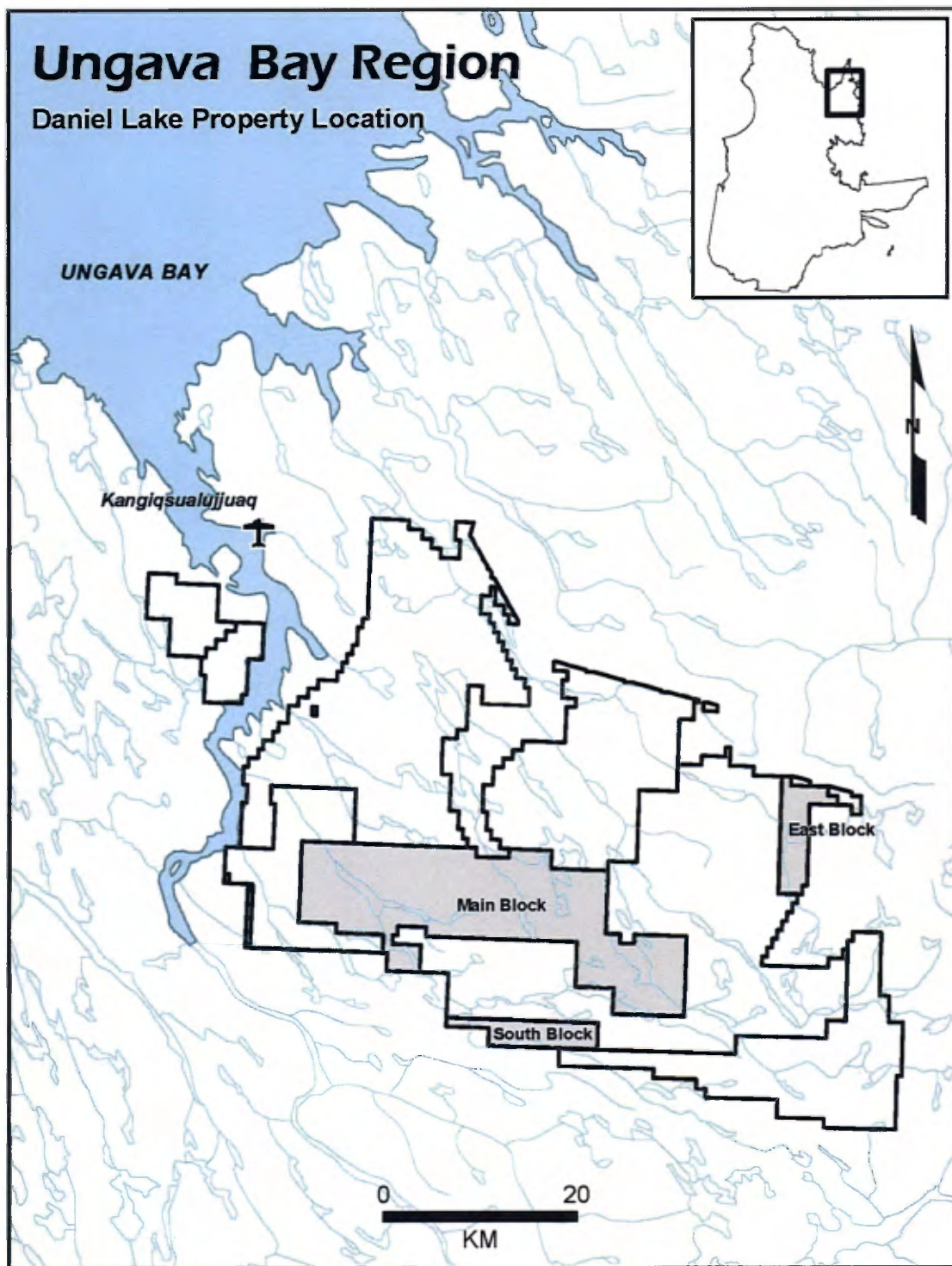


Figure 2: Daniel Lake Claim Blocks Location

3.0 Accessibility, Physiography, Infrastructure, Climate, Vegetation

The nearby community of Kangiqsualujjuaq is serviced by twin otter type aircraft operated by Air Inuit on a daily basis. The Air Inuit flights originate in Kuujuaq which is serviced by daily jet (First Air) and turbo-prop (Air Inuit) flights from Montreal, as well as by bi-weekly jet (First Air) and turbo-prop (Air Inuit) flights from Val d'Or. The air services change often enough that verification should form part of any exploration pre-planning.



Camp Barnoin and Lake Amittujaq looking northward from the helicopter pad

Camp Barnoin can be reached via float- or ski-equipped fixed-wing aircraft or by a short 15-20 minute helicopter ride from Kangiqsualujjuaq. It has a short dirt airstrip which can handle twin otter or other wheel- or ski-equipped aircraft at the pilot's discretion. This feature greatly facilitates fuel and heavy equipment supply to the camp. The camp itself is seasonal and is equipped for summer usage only. It can comfortably lodge up to 16 people in plywood buildings with oil stoves and has a fully-equipped kitchen. It lacks a dry and adequate washing facilities for a full compliment of people and/or for a drilling crew. There is no septic system.

There are no roads giving access to the property. Although it is possible to access many parts of the property by fixed-wing float-plane and on foot, most of the property can be accessed, in a practical, efficient manner, only by helicopter. The small area near Camp Barnoin and along Lake Amittujaq is accessible by boat. ATVs (all-terrain vehicles) are useful around camp and possibly in certain exploration scenarios out on the property.

Physiography is rugged hilly to mountainous terrain with elevations ranging from sea level to above 900m. Walking is unexacting and pleasant over much of the property. Locally, very steep slopes and cliffs may be accessible with varying degrees of difficulty. Outcropping areas are extensive, forming 10-15% of the surface area. Thin discontinuous layers of gravelly to bouldery till cover wide areas. There are locally thick and extensive sandy to bouldery fluvial deposits, as well as widespread remnants of eskers and moraines. Lakes and stream valleys, most of which trend northwesterly, cover 20% of the surface area.

Vegetation varies widely according to elevation. The lower valley bottoms and slopes, forming about 5% of the property area, are locally forested by typical boreal to taiga flora, including black spruce, jackpine, poplar, tamarack, and labrador tea. This gives way with altitude to dwarf birch, dwarf willow, blueberry and cranberry bushes, and sparse stunted conifers, which, in turn gives way to tundra grasses, moss and lichen. At the highest elevations only lichens persist.

There is remarkably little wildlife in the area - the sole exception being perhaps a disproportionate number of black bears. Small groups of caribou have been spotted locally and are certainly seasonal in numbers, however the infrequent, untrodden nature of the caribou paths indicates that relatively few caribou ever pass through this area. Polar bears may occasionally wander inland from their normal Ungava coastal habitat in search of food up the valleys nearer the coast. Nesting pairs of falcons and eagles have been sighted in some locations.

The climate is Arctic maritime. It is characterised largely by unpredictability and high winds and, as such, is a factor to be reckoned with on a daily basis. This is due to the frequent clash of Arctic air masses from the northwest with recurrent depressions originating in the Labrador Sea/ north Atlantic Ocean to the east. Flying conditions are often hampered by fog, usually coming off Ungava Bay, and low cloud and rain covering the medium and higher elevations. These conditions may be exacerbated by violent winds of 50-80 km/hr, gusting well over 100 km/hr. There are also pleasant periods lasting a few days at a time characterised by clear conditions with light westerly to northwesterly winds.

Annual precipitation peaks during summer months and amounts to about 60 cm, roughly a third of which falls in the form of snow. Average daily January temperature high is -25°C, with average daily July highs of 10°C. Winter

temperatures can often drop below -40°C , while summer temperature highs may often top 20°C .

4.0 Exploration History

The region was geologically mapped in the period 1967-69 at a 1:250,000 scale by the Geological Survey of Canada (GSC) as part of Operation Torngat (Taylor, 1979). This mapping identified the major lithologic formations and interpreted the time-stratigraphic relationships.

The 1:250,000 map sheet 24I, which covers most of the North Rae Property, was remapped at the same scale in 1997 by the Ministry of Natural Resources of Quebec (MRNQ) (Verpaelst et al., 2000). The result was a minor upgrading of the older mapping.

The low density federal government aeromagnetic survey covers the area. A lake sediment sampling program was completed in this area in 1997 by the MRNQ. Lakes were sampled at an irregular, approximate 7 km frequency. These samples were analyzed by ICP-AES after aqua regia digestion.

In 1997 INCO completed a nickel prospecting program in this region. Results were inconclusive. As follow-up to the lake sediment sampling program some exploration was done in selected localities for nickel by the consortium Cambior-SOQUEM-Virginia. Diamond exploration programs were completed in the Koroc River region and areas farther north and northeast of the present project.

Azimut acquired the Daniel Lake property by staking in November 2006, adding onto it in 2007. The property formed part of an option agreement (with the adjacent North Rae Property) with Northwestern Minerals Ltd. (now NWT Uranium Ltd.).

Exploration programs to date on the Daniel Lake project include:

- 1) In the summer of 2007 the airborne spectrometry survey was completed over a portion of the Daniel Lake Property and the southern parts of the North Rae Property - by Geodata Solutions. NWT ground-checked many of the spectrometric anomalies from the 2006 survey. Detailed prospecting was done by NWT over several individual mineralized zones on the adjacent North Rae Property. At the conclusion to the 2007 work program, an exploratory diamond drill program was partially completed on selected North Rae targets. All 2007 ground exploration was done under the direct supervision of IOS under contract to NWT.
- 2) Azimut and NWT jointly decided to terminate their option agreement in 2008 according to specified terms (see Azimut press release of July 7, 2008). A final agreement, resolving the specific terms, was announced July 9, 2009.

- 3) In the summer of 2008 IOS (under contract to Azimut) completed ground exploration and sampling of the 2007-survey spectrometric targets on Daniel Lake and North Rae for Azimut. Airborne spectrometric coverage was completed on North Rae by GPR Geophysics International. Evaluation of the airborne spectrometric targets was done by Geodata Solutions. At North Rae IOS completed detailed geological mapping of the Aqqiq, Jonas, and Cirrus Zones.
- 4) At Daniel Lake the 2008 work resulted in discovery of the Puqila mineralized pegmatites, as well as other uranium showings at R4, R6, and R7. Two short diamond drill holes totalling 36.6m were completed on the main Puqila North Zone in September 2008 before weather conditions forced an end to further work.

5.0 2009 Exploration Program

The 2009 field program was done in conjunction with work on the adjacent North Rae Property and began on August 28 with the mobilisation of a 4-man sampling team, the writer, and Jean-Marc Lulin of Azimut from Montreal and Rouyn-Noranda to Camp Barnoin via Kangiqsualujjuaq. Camp Barnoin served as base of operations for the field work. Work proceeded over the next fourteen (14) days, with the loss of three-and-a-half (3.5) days due to extreme weather conditions. The sampling team and the writer, together with the samples collected, were mobilised out from the project on September 12 – a total of 16 field days.

The primary objective of the 2009 work was the systematic channel sampling of selected mineralized exposures on the main known uranium pegmatite showings. To this end the 4-man sampling team was provided by GLG Geoservices Inc, (GLG) of Rouyn-Noranda. It was made up of Dominic Lamothe, Denis Bergeron, François Durette and Donald Landriault. All samples were sent to the Saskatchewan Research Council Geoanalytical Laboratory (SRC) in Saskatoon, Saskatchewan for uranium and multi-element analysis.

The secondary objective was the examination and prospecting of the main known showing areas as well as the exploration of several additional targets, as selected from airborne spectrometer surveys by J-M Lulin. This work was done concurrently with the channel sampling by J-M Lulin and the writer, with contributions from Denis Bergeron and François Durette – both experienced prospectors. In addition J-M Lulin conducted property site visits, including that of Dr. Michel Jebrak of UQAM on September 12 and 13.

5.1 Channel Sampling Program

The channel sampling program was performed by the 4-man crew from GLG Geoservices Inc. (GLG) under the direction of the writer. GLG supplied the equipment for the program including hand-held RS-125 spectrometers, rock saws and blades, water pumps and portable containers, hoses, protective clothing and face-masks, paint and flagging, sample bags and pails, sample tags, field books, and laptop computers. The GLG crew worked as two 2-man teams:

- Denis Bergeron and François Durette
- Dominic Lamothe and Donald Landriault

Team leaders Denis Bergeron and Dominic Lamothe are geological technicians with extensive experience in remote locations, including much experience with channel sampling and uranium prospecting. François Durette is a very experienced, qualified prospector. Donald Landriault is a technical helper with previous channel sampling experience.

The writer, accompanied by Denis Bergeron, selected outcrops to be channel sampled using sample location prospecting maps from the 2007-08 exploration campaigns. At Daniel Lake a cumulative total of 1.2 days were spent locating and examining mineralized outcrops, and marking channel sample lines. General direction was provided by J-M Lulin. Individual mineralized outcrop selection was based upon total count (RS-125 spectrometer), outcrop extent, visible mineralogy and occasionally visible mineralization. With few exceptions, outcrops with total counts averaging less than 4,000 CPS were not channel sampled. To some extent outcrop selection was oriented toward the most radioactive localities.

With few exceptions channel sample length was 1.0m. The number of channels and samples per outcrop was dependent mainly upon outcrop size and distribution of mineralization. Depending upon size and shape, each outcropping area may have been sampled in two directions in order to obtain a more representative sampling. To the extent possible attempts were made to sample across thicknesses and perpendicular to strike directions, however, the geometry of the outcrop exposures rarely permitted this. Diamond drilling or blasting would be necessary to obtain true thicknesses. Small exposures are represented by few channel samples, whereas many samples were taken over the extensive exposed mineralized pegmatite on the main Puqila North zone, where 56 samples were taken.

APPENDIX A provides a listing of the Daniel Lake channel sample locations and descriptions. Total count (CPS) and assays (ppm U, ppm Th, % K) were recorded for each sample, as well as general descriptive notes. A total of 82 channel samples were taken on the Daniel Lake Property - 67 on the Puqila North Zones and 15 on the R7 Zone. Figure 3 shows the locations of the Puqila and R7 Zones.



Channel sampling crew at work on Azimut's adjacent North Rae Project, September 2009

Channels were cut following a line painted along the outcrop and then divided into 1m lengths. Each channel averaged 2 cm wide X 2 cm deep. The material comprising each sample was chipped out with a rock hammer and chisel and placed into a numbered plastic sample bag with the sample tag then placed into the bag. Each channel sample was marked by a semi-permanent aluminum tag bearing the sample number. This was inserted into a groove at the beginning of each 1m sample cut. Sample number, channel azimuth, UTM coordinates (NAD 83, Zone 20), rock type, colour, grain size, % biotite, and presence or absence of uranophane was noted for each sample.

The individual samples were put into larger rice bags (average 5 samples/ rice bag) for helicopter transportation back to camp. The samples were organized into batches according to SRC batch list sheets. All samples were transported to Kangiqsualujjuaq airport using the Astar B2, there immediately loaded onto a chartered transport aircraft together with the sampling crew and the writer, and flown to Rouyn-Noranda airport. There they were offloaded by GLG personnel and the writer, then taken to the GLG warehouse in Rouyn-Noranda by the GLG crew.

There they were repacked into plastic pails, measured for radioactivity levels, and sent by transport service directly to the SRC laboratory in Saskatoon.

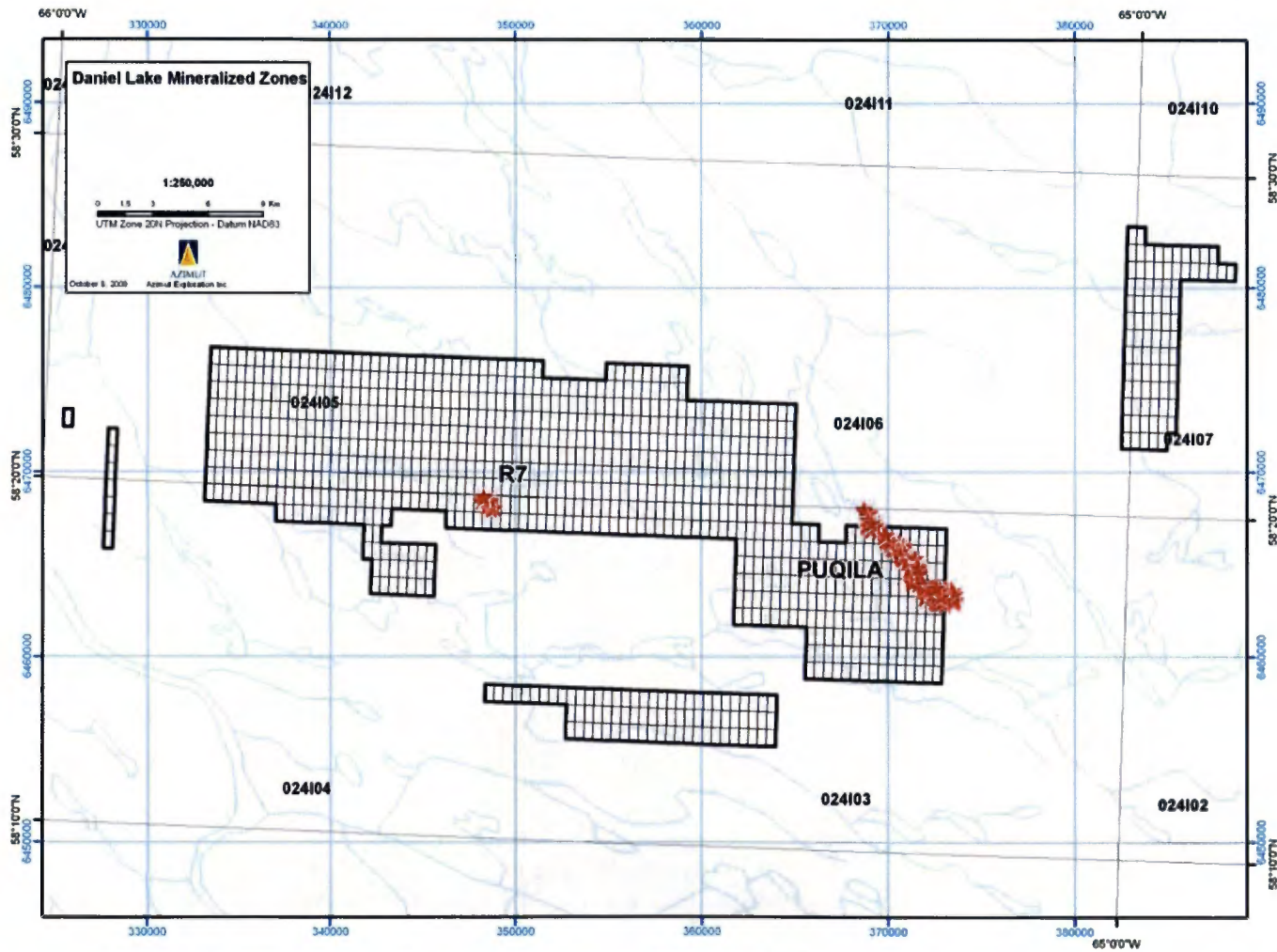
5.2 Exploration & Prospecting

The writer was occupied with property exploration and prospecting on Daniel Lake for a cumulative total of 2.5 days. 1.5 days were spent with J-M Lulin ground-checking anomalies across the property, as selected from the airborne spectrometer surveys. This included more detailed prospecting in the R7 area. The remaining prospecting day involved prospecting specific zones at Puqila, aided by Denis Bergeron and J-M Lulin. Figure 3 (below) shows the locations of the known uranium-mineralized zones on the Daniel Lake claims.

Prospecting grab samples were taken for analysis at the discretion of the individual. Additionally, the writer and J-M Lulin described the geology and mineralization at each location examined.

(see Appendix C: Property-scale prospecting map)

Figure 3: Location of Mineralized Zones



6.0 Sample Preparation, Analyses and Security

The sample preparation and analytical procedures employed by SRC for the 2009 Daniel Lake Project samples are the same as those used on the 2006, 2007, and 2008 samples. Upon receipt of the radioactive sample batches, the SRC protocol is to separate and treat them in different preparation rooms according to the level of radioactivity per sample. Sample processing is dependent upon these radioactivity levels.

The Daniel Lake samples were analyzed using the "Multi-Element Uranium Exploration Package ICP 1", which was specifically designed for the uranium exploration industry. The package includes a total of 63 analyses:

- 46 total digestion ICP-OES analyses;
- 17 partial digestion ICP-OES analyses;

And 9 analytes are analyzed for both the partial and the total digestions by ICP-OES (Ag, Co, Cu, Mo, Ni, Pb, U, V, Zn). All NR samples are classified as "basement matrix" (as opposed to "sandstone matrix") by SRC.

The total digestion ICP-OES is performed on an aliquot of sample pulp for the analysis of the requested elements by ICP-OES. The aliquot is digested to dryness in a Teflon tube within a hot block digestion system using a mixture of concentrated HF:HNO₃:HClO₄. The residue is dissolved in dilute HNO₃. Uranium detection limits on basement samples are 2 ppm with total digestion ICP-OES.

Partial digestions are performed on an aliquot of sample pulp for the analysis of the requested elements by ICP-OES. The aliquot is digested in a test tube in a mixture of HNO₃:HCl in a hot water bath, and then diluted to 15ml using de-ionized water. Uranium detection limits are 1 ppm using partial digestion ICP-OES.

The following quality control protocols are applied to this package:

Instrumental: Two calibration blanks and two calibration standards;

Analytical: One blank, two QC/QA standards and one replicate (pulp) are fused with each group of samples.

The SRC in-house standards used to monitor the sample analysis is CG-51509 for basement/mineralized samples.

7.0 Geological Setting

The Daniel Lake Project is situated on the northeastern part of the eastern segment of the Rae Province. Adjacent to the east is the Torngat Orogeny. This portion of the Rae Province is comprised of Archean-aged gneissic-plutonic crust with partial Paleoproterozoic supracrustal cover, all of which was reactivated during the Trans-Hudsonian Orogeny (Figure 4a). The gneissic crust is of tonalitic composition and is referred to as the Kangiqsualujjuaq Complex. The Paleoproterozoic sedimentary sequence is known as the Lake Harbour Group. Both have been intruded by Hudsonian granites of the Baudan Complex and subjected to thrust-faulting from east to west.

The Daniel Lake project area is within the George River tectonic domain. This domain is bounded on the northeast by the Abloviak Shear Zone (Goulet, 1990), and to the southwest by the Kuujuaq segment. The George River Domain is comprised of three distinctive assemblages:

- 1) The Kangiqsualujjuaq Complex: composed of reactivated Archean tonalitic to dioritic orthogneisses metamorphosed to granulite facies and subjected to multiple deformation events (Verpaelst et al., 2000).
- 2) The Baudan Complex: a complex assemblage of tonalitic gneiss, granitic orthogneiss, and granitoids which has been interpreted as a vestige of Archean crust intruded by Hudsonian granodioritic intrusives and metamorphosed to amphibolite facies.
- 3) The Lake Harbour Group: a continental Paleoproterozoic platform series of quartzite, metapelite, and calc-silicate rocks interlayered locally with metabasaltic horizons metamorphosed to amphibolite facies. The Lake Harbour Group occurs along much of the length of the Barnoin River-Lake Amittujaq and also occurs as discontinuous ribbons in the Baudan Complex rocks.
- 4) Nuvulialuk Mafic Suite: Proterozoic-aged ultramafic to gabbroic sills and dykes intruded into the Lake Harbour Group.

The Lake Harbour Group and, in particular, the unconformity at the base of the Lake Harbour Group, appears to be a primary regional locus of uraniferous pegmatite formation. The well-layered strata consist of leucocratic to rusted paragneiss, quartzite, calc-silicates, amphibolite, and minor sulphide iron formation. These strata are warped into a basin and dome type fold pattern with an overall moderate to shallow tilt or regional dip to the east, northeast, and north.

The contact of the Lake Harbour Group with the basement gneiss complex is not only an unconformity but also is an important thrust-fault plane. East-to-west

directed thrust faulting occurs along this plane and also within the overlying Lake Harbour strata, and to a lesser extent within the basement gneiss complex. Pegmatite formation appears to have been subcontemporaneous with thrust-fault activation. As a result the most extensive pegmatite bodies may be described, to significant degrees, as tectonically-controlled stratabound horizons. Fracture-controlled pegmatite dykes are associated with these larger bodies.

8.0 Uranium Mineralization

Within the Churchill Province of Quebec, uranium concentrations are known to occur in the following different geologic settings :

- 1) In certain detrital sedimentary units of the Labrador Trough;
- 2) In fault zones associated with sodic metasomatism;
- 3) In the peralkaline granites at Strange Lake;
- 4) In skarns along calcareous horizon(s) of the Lake Harbour Group – the CAGE occurrences;
- 5) In sill-like pegmatite bodies along tectonically-controlled horizons, with related dykes.

In September 2009 a new type of uranium mineralization was discovered on the Daniel Lake Property. This is a banded, strataform grey and white quartzite horizon sitting within the Proterozoic metasedimentary sequence. At the discovery location this horizon is 0.2m thick and initially assayed 210 ppm U, 185 ppm Th, 1.0% K (RS-125 spectrometer). The mode of occurrence suggests that it is quite extensive.

The North Rae/ Daniel Lake area “pegmatite field” is comprised of 12 mineralized zones exposed along a cumulative strike length of about 17km (Lulin, 2009). Individual pegmatites display variable thicknesses and lateral continuities – up to 80m thick and with kilometeric-scale extents. The pegmatites are oriented subparallel to the dominant gneissosity. The known mineralized pegmatites frequently occur along or in close proximity to the unconformable interface between the Archean crust and the overlying Proterozoic metasediments (Lake Harbour Group). There appears also to be a structural control component – proximity to late northwest-striking regional fault zones, such as the Daniel Lake Fault.

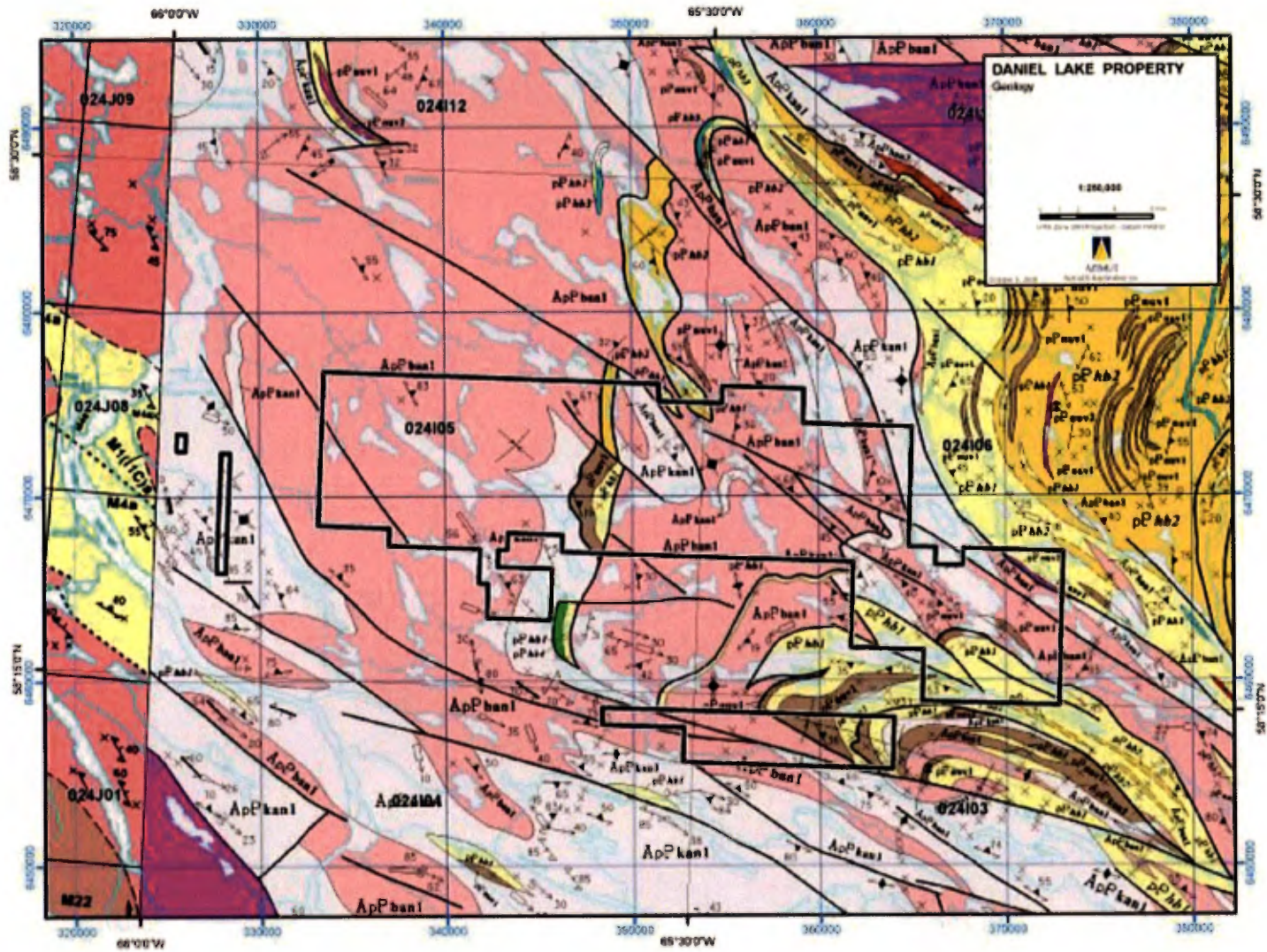


Figure 4a: Daniel Lake Property Geology (source: Verpaelst et al, 2000)

LÉGENDE STRATIGRAPHIQUE

Feuille 241



Figure 4b: Daniel Lake Property Geology Legend (source : Verpaelst et al, 2000)

9.0 Daniel Lake Uranium Mineralization

9.1 Proposed Uranium Metallogenesis

The broad extent, concentrations, and variety of uranium occurrences now recognized to the east and southeast of Ungava Bay identify this subregion as a significant new uranium district. From a metallogenic viewpoint some key geological events have made this so.

The widespread intrusion of possibly PaleoProterozoic-aged radiometric granites into the predominantly orthogneissic Archean basement probably introduced most of the uranium into the geological assemblage. Examples of these granites in the Daniel Lake area include the La Ralde Granite and other similar radiometric granites farther to the west. They occur with greater frequency and extent than the regional mapping suggests. These are medium- to coarse-grained pink to beige-pink granites with high counts per second averaging in the 700-1,000 range. Late hydrothermalism related to the cooling of these granites resulted in the formation of an older set of granitic uraniumiferous pegmatites, which occur in local aggregates across the North Rae Property. This old set of pegmatites is characteristically highly contorted and discontinuous in nature and, although exhibiting local high uranium concentrations, is not of economic interest.

The subsequent erosion of the radiometric granites and concurrent sedimentary accumulation of the unconformably overlying PaleoProterozoic Lake Harbour continental platform series resulted in the formation of uraniumiferous sedimentary horizons. These horizons would have been predominantly detrital in nature with sandstone sequences forming at various periods in the development of this thick succession. Initial physical depositional differentiation combined with later diagenetic concentration and geochemical leaching of the sandstones would have resulted in uranium concentrations forming along the base of the Lake Harbour Group and also along various aquitard-limited interfaces higher in the succession (as per Hiatt et al, 2003). The aquitard horizons were comprised of shales, mudstones, and calc-silicate units. A similar type of succession occurs in the Hornby Bay and overlying Dismal Lakes Groups of western Nunavut (Charlton, 2005).

Subsequently with the advent of the Torngat Orogeny, all of the Lake Harbour Group and older rocks (metamorphic overprint) underwent amphibolite facies metamorphism and crustal compression which was characterized by east-to-west overthrusting. Thrust planes formed preferentially along primary stratigraphic horizons of weakness such as the unconformity at the base of the Lake Harbour Group and other aquitard horizons farther up in the sequence. These horizons had been enriched in uranium due to the processes described above. A widespread late deformational metasomatic event resulted in the genesis of low temperature siliceous, potassic melts which occupied the thrust planes and associated fracture

systems, simultaneously mobilizing detrital uraninite into silicate-dominated pegmatoid matrices.

As a result the bulk of the uranium-enriched pegmatites at Daniel Lake are sill-like bodies of great areal extent confined largely to planar, structuro-stratigraphic horizons. Their coarse-grained nature attests to a slow crystallization process, which probably allowed a degree of gravity settling to occur. Local rhythmic banding and compositional phase changes indicate repetitive injection of metasomatic fluids. Significant thickness changes in the pegmatites point out the irregular nature of the enveloping thrust plane surfaces.

A relatively odd occurrence, which is consistent with this metallogenetic model, is the calc-silicate "skarn" uranium mineralization described on AREVA's nearby CAGE Property (Neto et al, 2009). This may represent a metasomatically altered and enriched PaleoProterozoic uraniferous calcrete horizon within the Lake Harbour sedimentary sequence.

Evidence is seen locally of pegmatites occupying displacement fault structures. These tertiary structures are minor and formed as a consequence of thrust-faulting.

9.2 Characteristics of Daniel Lake Uranium-Bearing Pegmatites

This description refers solely to the large sill-like pegmatite bodies as described in the previous subsection – as opposed to the old granitic pegmatites. Although each Daniel Lake pegmatite zone is distinctive, they have the following important characteristics in common:

- 1) In contrast to the enveloping gneisses the uraniferous pegmatite bodies are undeformed.
- 2) Relative to the Archean basement gneisses, which have undergone granulite facies metamorphism, and to the PaleoProterozoic sequence which has undergone up to amphibolite facies metamorphism, the pegmatite bodies are unaltered.
- 3) These pegmatites are characterized by highly siliceous and potassic compositions. Many of them are composed of $\geq 90\%$ fine white to pale grey quartz. Decimetric masses of coarse black biotite occur locally within them as well. They are usually variations of quartz-feldspar-biotite composition.
- 4) Mineralogy and grain-size change quickly over short distances.
- 5) Increasing biotite content indicates increasing uranium content. Increase in white quartz content signifies decrease in uranium content. Grey quartz usually signifies the presence of ultra-fine uraninite (eg. R7).

- 6) Uranium occurs predominantly as millimetric euhedral grains of uraninite. Pale yellow uranophane-stained and/or coated surfaces are common.
- 7) The pegmatites occurring at or near the base of the PaleoProterozoic sequence are generally more enriched in uranium than those found higher up in the sequence.

In concordance with the regional gneissosity, the pegmatites have shallow to moderate easterly dips. On a zonal scale this may be quite variable, with local horizontal to northerly dips. As is clear at the shallow dipping Puqila Centre Zone, they have kilometric-scale strike continuity. It is predicted that they have kilometric-scale downdip continuity as well.

Internal controls (within individual pegmatite zones) on uranium mineralization are not fully understood. Empirical observation suggests that thicker pegmatite accumulations contain higher grades. In divergence to this, there are very thick, highly siliceous pegmatites in the Amittujaq area on the adjacent North Rae Property that are very weakly mineralized. Coarser grain size, increased biotite content, and evidence of multiple metasomatic pulses are each indicative of higher grades. Grade distribution in mineralized zones appears to be highly variable.

The best uranium mineralization discovered to date on Daniel Lake is the Puqila North pegmatite. The Puqila Centre pegmatites, located just to the south, exhibit great strike extent but are only moderately mineralized, and therefore were not channel-sampled in 2009.

The R7 Zone is important primarily because it sits on Archean gneissic basement, along the unconformity at the base of the adjacent Proterozoic metasediments. This key contact warrants additional prospecting.

The synsedimentary quartzite-hosted uranium mineralization, discovered in the southeastern part of the main Daniel Lake block, is a previously unrecognized U occurrence type in this region. It merits additional investigation.

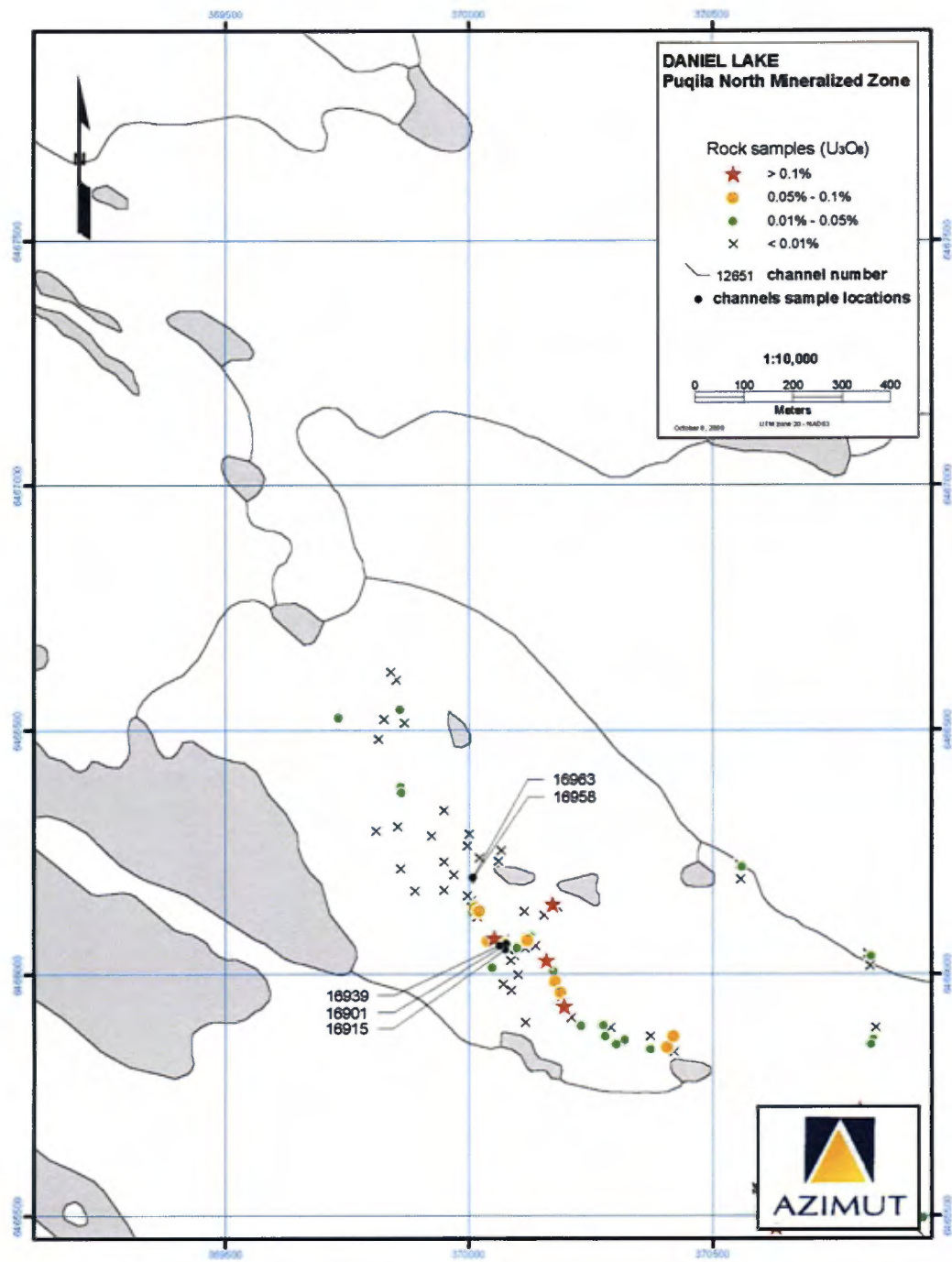


Figure 5: Puqila North mineralized zones with channel sample locations, channel numbers, and grab sample locations.

9.3 *Puqila Zones*

The Puqila Zones are a series of loosely connected mineralized pegmatites and boulders occurring along a 7 kilometre NW-SE trend just east of the southern end of Daniel Lake (Figure 3). Most of this trend was prospected and examined in some detail in September 2009 and, on this basis, it is divided into Puqila North, Puqila Centre, and Puqila South. Puqila North and Centre sit very close to the key Archean/Proterozoic unconformity. The richest pegmatite mineralization is found at Puqila North. It was channel-sampled and is described in detail below.

Puqila Centre is characterized by two separate, kilometric-length, interrupted exposures of predominantly siliceous pegmatite sills. Uranium mineralization, being erratically distributed, is locally enriched on some Puqila Centre exposures – 4,000 to 5,000 CPS being regularly encountered. However, due to the overall moderate degree of uranium mineralization, a decision was made not to channel sample the extensive Puqila Centre exposures in the 2009 program.

In contrast, the Puqila South pegmatites examined in 2009 are of the older granitic type. They are small, contorted, discontinuous and of little further interest.

9.4 *Puqila North Mineralized Zones*

The Puqila North Main Zone is dominated by a large exposure of highly mineralized, coarse-grained, undeformed, quartz-feldspar-biotite pegmatite sill. This exposure measures over 20m across and has an estimated thickness of about 10m. It is exposed along a northwest-facing hillside.

Several narrower apophyses of this mineralized pegmatite continue southeastward more than 100m along the hill summit. These have been intruded into the overlying metasediments and suggest that the main body of this pegmatite continues beneath. The underlying lithology at Puqila North is granitic gneiss. The main pegmatite body is characterized by very coarse grain size, irregular masses of coarse black biotite, and a fresh, undeformed aspect. It dips at a shallow angle to the east. Uranium content increases with increasing biotite content.

Three lengthy channel sample lines comprising a total of 56 samples (two subhorizontal channel and one perpendicular channel) provide the following representative uranium grade for the Puqila North Main Zone (Table 1) : 296 ppm U or **0.035% U₃O₈**, with an average U/Th ratio of 2.54.

Table 1: Puqila North Main Zone 2009 Channel Sampling

*Samples higher than 1,000 ppm U were re-analyzed for U₃O₈

Channel #	Sample #	UTMx	UTMy	CPS Max	U ppm	%U ₃ O ₈	U/Th
16901	16901	370078	6466062	2800	93	0.011	1.79

16901	16902			3200	66	0.008	1.27
16901	16903			2900	66	0.008	1.27
16901	16904			4400	149	0.018	1.75
16901	16905			549	930	0.110	2.11
16901	16906			19500	1090	0.121	1.89
16901	16907			16500	961	0.113	2.31
16901	16908			13000	627	0.074	2.03
16901	16909			10000	677	0.080	1.64
16901	16910			1500	457	0.054	2.08
16901	16911			1500	33	0.004	1.50
16901	16912			1350	50	0.006	2.78
16901	16913			1650	41	0.005	1.64
16901	16914			3500	125	0.015	3.05
16915	16915	370071	6466051	4150	2147	0.025	3.96
16915	16916			4724	342	0.040	5.70
16915	16917			5832	171	0.020	3.56
16915	16918			7818	785	0.093	4.36
16915	16919			4500	158	0.019	6.32
16915	16920			1106	36	0.004	3.27
16915	16921			4534	158	0.019	3.10
16915	16922			2820	85	0.010	1.98
16915	16923			1342	35	0.004	1.06
16915	16924			2830	90	0.011	1.23
16915	16925			4158	246	0.029	2.02
16915	16926			4693	131	0.015	0.98
16915	16927			7636	128	0.015	1.97
16915	16928			8233	394	0.046	2.63
16915	16929			5779	237	0.028	4.09
16915	16930			3865	80	0.009	2.05
16915	16931			2972	106	0.012	2.65
16915	16932			7324	242	0.029	4.94
16915	16933			3355	191	0.023	4.34
16915	16934			7202	344	0.041	5.38
16915	16935			4430	199	0.023	3.06
16915	16936			4439	136	0.016	1.89
16915	16937			3885	141	0.017	2.07
16939	16939	370064	6466060	900	6	0.001	1.00
16939	16940			4000	32	0.004	1.52

16939	16941			4000	99	0.012	2.20
16939	16942			7000	270	0.032	1.84
16939	16943			5000	220	0.026	3.24
16939	16944			3200	106	0.012	1.77
16939	16945			2300	85	0.010	1.29
16939	16946			70	73	0.009	1.62
16939	16947			1800	79	0.009	0.94
16939	16948			5300	349	0.041	1.69
16939	16949			9500	315	0.037	1.45
16939	16950			8500	359	0.042	1.57
16939	19651			13500	467	0.055	2.22
16939	16952			13200	1310	0.151	5.18
16939	16953			8600	190	0.022	3.80
16939	16954			12600	275	0.032	3.82
16939	16955			4500	299	0.035	3.02
16939	16956			1200	53	0.006	1.77
16939	16957			1200	62	0.007	2.48

This average channel sample grade compares favourably with the composite weighted average grades from the two 2008 diamond drill holes through the same pegmatite body. DDH-08-01 averaged 0.016% U₃O₈ over 11.33m of pegmatite breccia. DDH-08-02 averaged 0.009% U₃O₈ over 11.48m of pegmatite breccia (Desbiens and Girard, 2009).

There are several exposures of subhorizontal pegmatite sills in the low, flattish area 100m to 250m northwest of the Puqila Main Zone. This area is referred to as the Puqila North North Area. Each of these exposures presents a large, subhorizontal, resistant siliceous surface, which is interpreted to be parallel to the attitude of the sill. Two of the more highly-mineralized exposures, where uranophane staining was noted, were channel-sampled. Because of this selectivity, the Puqila North North channel sample lines are considered to be unrepresentative of the uranium content of the pegmatite sills here. Drilling or blasting would be necessary to acquire a true representative sampling.

The northernmost Puqila North sills are interpreted to be non-eroded, remnant, surficial continuations of the Puqila Main Zone. As such the Puqila North Zones, considered as a single entity, extend potentially several hundred metres along strike and represent an attractive exploration target.

From Table 2 the average uranium content of the eleven (11) channel samples taken there is 291 ppm U, and 0.034% U₃O₈ and a U/Th ratio of 1.96.

Table 2: Northernmost Puqila North Sills 2009 Channel Sampling*Samples higher than 1,000 ppm U were re-analyzed for U₃O₈

Channel #	Sample #	UTMx	UTMy	CPS Max	U ppm	%U ₃ O ₈	U/Th
16958	16958	370008	6466195	1093	21	0.002	1.40
16958	16959			906	40	0.005	4.44
16958	16960			3043	123	0.015	1.92
16958	16961			2029	148	0.017	2.08
16958	16962			4155	265	0.031	2.94
16963	16963	370009	6466198	1385	16	0.002	1.00
16963	16964			1084	23	0.003	0.82
16963	16965			1126	13	0.002	0.93
16963	16966			2218	51	0.006	1.59
16963	16967			33150	2510	0.302	3.72
16963	16968			713	8	0.001	0.73

9.5 R7 Mineralized Zone

The R7 pegmatites are located in the south-central area of the main Daniel Lake block (Figure 3) proximal to a north-trending enclave of Proterozoic metasediments (Figure 4a). There are two distinct types of pegmatite exposed here. An older set of small, contorted granitic pegmatites is hosted within the basement gneisses is exposed along and south of the small river just to the south of the channel sampled area (Figure 6). They are erratic, discontinuous and exhibit spotty high uranium grades.

Table 3: R7 Zone Channel Sampling

Channel #	Sample #	UTMx	UTMy	CPS Max	U ppm	%U ₃ O ₈	U/Th
16544	16544	348362	6468700	467	264	0.031	1.85
16544	16545			6080	209	0.025	1.94
16544	16546	348363	6468701	3562	280	0.033	1.46
16547	16547	348371	6468682	1693	69	0.008	1.19
16547	16548			2225	83	0.010	1.26
16547	16549			4544	148	0.017	2.28
16547	16550			3913	164	0.019	3.22
16547	16551			3851	277	0.033	3.22
16547	16552			4163	138	0.016	3.07
16547	16553			4124	241	0.028	2.19

16547	16554	348379	6468683	10630	756	0.089	2.14
16555	16555	348388	6468686	2448	113	0.013	3.65
16555	16556				692	0.082	4.38
16555	16557				190	0.022	3.73
16555	16558	348384	6468689		16	0.002	2.29

From Table 3 the average uranium content of the fifteen (15) channel samples taken at R7 is 243 ppm U, and **0.029% U₃O₈**, and with an average U/Th ratio of 2.52.

The exposed pegmatites sampled in the present 2009 program are whitish siliceous to pink quartz-feldspar masses located just north of an east to west flowing river. They have subhorizontal attitudes and appear to be of limited (\leq 1m) thicknesses where exposed. They are moderately mineralized, with the coarser-grained quartz-feldspar phases displaying the higher grades.

The great significance of the R7 pegmatites is their sill-like appearance on basement gneisses and the close proximity (150m) of the unconformably overlying Proterozoic metasediments. As a result the R7 uraniferous pegmatites are interpreted to sit on the Proterozoic/Archean unconformity. The unconformity at R7 is interpreted to extend several kilometres northward from R7 (Figure 4a). It is highly prospective for additional unconformity-related uraniferous pegmatite sills.

NOTE 1: APPENDIX B contains the 1 :250 scale maps showing the locations, lengths, and orientations of the channel sample lines on Puqila North and R7.

NOTE 2: APPENDIX C contains the property-scale prospecting map.

NOTE 3: APPENDIX D contains the lists of sample analyses as provided by the SRC laboratory.

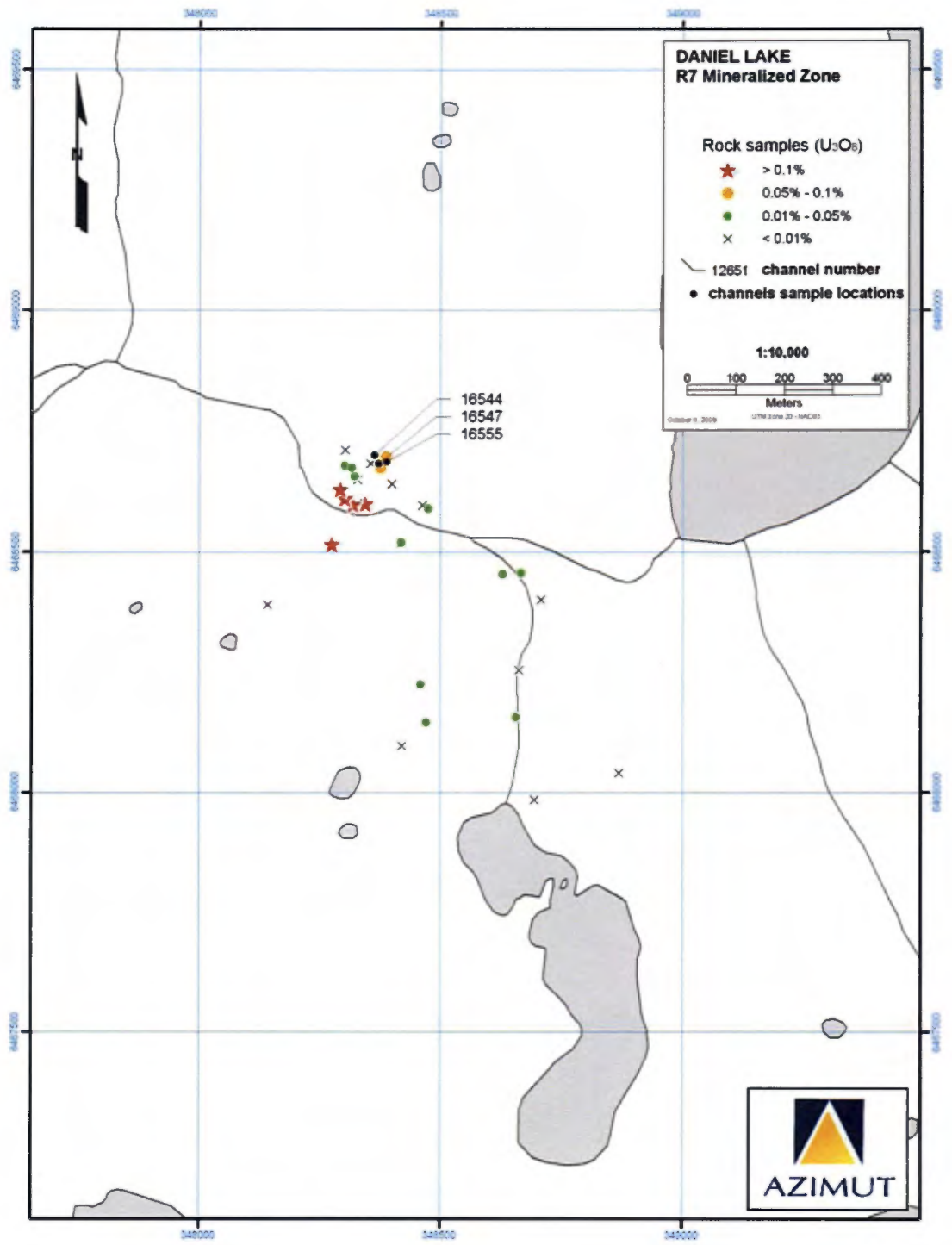


Figure 6 : R7 mineralized zone with channel sample locations, channel numbers, and grab sample locations.

9.6 *Uraniferous Quartzite Horizon*

Prospecting in the southeast part of the main Daniel Lake block led to the discovery of additional mineralized pegmatites within the shallow south-dipping succession of Lake Harbour Proterozoic metasediments found here (photo below). They are irregular exposed remnants of a single quartz-feldspar dyke which is largely, but not exclusively, controlled by gneissosity. They are moderately mineralized and exhibit average CPS in the 1,000 range with local hotspots measuring up to 5,000 CPS.

Additionally, a distinct layer of banded grey and white quartzite within the metasedimentary sequence was found to be anomalously radioactive. This layer appears to be a conformable, continuous stratigraphic unit within the gently south-dipping sequence. Where observed, it is 0.2m thick and assayed 210 ppm U, 185 ppm Th, and 1.0% K (RS-125 spectrometer). This is the first record of apparent synsedimentary uranium mineralization in this region.



Layered Proterozoic metasedimentary sequence dipping shallowly to south in southeast part of main Daniel Lake block. The uraniferous quartzite horizon referred to above occurs within this sequence.

10.0 Conclusions and Recommendations

10.1 Puqila Geologic Mapping and Drilling

The main potential for economic grade and tonnage along the extensive Puqila pegmatite zones is the Puqila North Zone. The thick, well-mineralized Puqila North pegmatite may extend to the southeast and east beneath Puqila North Hill. Detailed mapping to define the structural/stratigraphic relationships is required in advance of drill testing the interpreted strike and depth extensions.

However, with indicated grades on the order of 300 ppm U, future exploration work on Puqila North will inevitably be somewhat dependent upon exploration success on the adjacent North Rae Property.

10.2 R7 Geological Mapping and Prospecting

The significance of the R7 pegmatites is the interpreted sill-like extent on basement gneisses at the unconformity with the overlying Proterozoic metasediments. The unconformity is interpreted to extend several kilometres northward from the sampled R7 pegmatites. This horizon is considered to be highly prospective for additional unconformity-related uraniferous pegmatite sills and, accordingly, warrants further exploration.

10.3 Quartzite Band Prospecting

The radioactive layer of banded grey and white quartzite within the Lake Harbour metasedimentary sequence on the southern Daniel Lake Property requires further exploration. This layer appears to be a conformable, continuous stratigraphic unit within the gently south-dipping sequence. If so, it would be the first recorded syn-sedimentary uranium mineralization in this region.

10.4 Mineralogy

A characteristic of the uranium mineralization in the Daniel Lake Property pegmatites is that increase in uranium content is not accompanied by a proportionate increase in thorium content, in fact the U/Th ratio increases significantly with increasing uranium grade. An investigation of the uranium-bearing mineralogy of the pegmatites is warranted at this stage.

It is also worthwhile investigating the light rare earth element (LREE) contents of the pegmatites. There exists an adequate sample database now at North Rae and Daniel Lake to analyze specific LREE contents, as well as U/Th relationships and other aspects of the mineralization.

- John D. Charlton, P. Geo, OGQ #443

11.0 References

Azimut Exploration Inc., news releases 2006-09, website.

Charlton, J. D., 2005, The Hornby Project, Technical Report on the Mountain Lake and Dismal West Properties, Nunavut, Canada; prepared for Ur-Energy Inc., available on SEDAR.

Desbiens, S. et Girard, R., 2009, Travaux Géologiques de Reconnaissance pour l'Uranium, Région de Kangiqsualujjuaq, Nord-du-Québec, Campagne 2008; IOS Services Géoscientifiques Inc., 64 p + Annexes (5 volumes).

Desbiens, S. et Girard, R., 2009, Travaux Géologiques de Reconnaissance pour l'Uranium, Région de Kangiqsualujjuaq, Nord-du-Québec, Projet Daniel Lake - Campagne 2008; IOS Services Géoscientifiques Inc., 64 p + Annexes (5 volumes).

Goulet, N. et Ciesielski, A., 1990, The Abloviak shear zone and the NW Torngat Orogen, eastern Ungava Bay, Québec, *Geoscience Canada* 17, 269-272.

Hiatt, E. E., Kyser, K., and Dalrymple, R. W., 2003, Relationships among sedimentology, stratigraphy, and diagenesis in the Proterozoic Thelon Basin, Nunavut, Canada : implications for paleoaquifers and sedimentary-hosted mineral deposits; in *Journal of Geochemical Exploration* 80, p 221-240.

Lulin, Jean-Marc, 2009, Propriétés North Rae et Daniel Lake (Uranium), Région de la Baie d'Ungava, Nunavik, Québec; Rapport sommaire et proposition de travaux; rapport interne, 11p + annexes.

Neto, J. et al, 2009, Two contrasted types of Uranium Mineralization in the "CAGE" Uranium Province, Nunavik, Quebec, Canada; 24th International Applied Geochemistry Symposium (IAGS 2009), Fredericton, New Brunswick, 4p.

NWT Uranium Inc., news releases 2006-09, website.

Taylor, F. C., 1979, Reconnaissance geology of a part of the PreCambrian Shield, Northeastern Quebec, Northern Labrador and Northwest Territories; *Geological Survey of Canada*, memoir 393, 99p.

St. Hilaire, C., 2008, Interpretation Report, High resolution aeromagnetic and gamma ray spectrometric survey, Lac Daniel Project, Kangiqsualujjuaq, Northern Quebec, internal report, 78 pages.

Verpaelst, P., Brisebois, D., Perreault, S., Sharma, K. N. M., et David, J., 2000, Géologie de la région de la Rivière Koroc (24I) et d'une partie de la région d'Hébron (14L); Ministère des Ressources Naturelles du Québec, RG 99-08, Québec, 62p.

Certificate of Author

I, John D. Charlton, P. Geo. do hereby certify that:

1) I am currently employed as Vice-President of Exploration by: Charlton Mining Exploration Inc., 2020 Brentwood Street, St. Lazare, Quebec, Canada, J7T 2G5.

2) I graduated with a degree (Bachelor of Science in Geology) from the University of Western Ontario in 1973. In addition, I attended the same institution, Department of Geology, as a Special Student in 1974.

3) I am a Member of the Quebec Order of Geologists, a Member of the Association of Professional Engineers, Geologists and Geophysicists of the Northwest Territories and Nunavut, a Fellow of the Geological Association of Canada, a Member of the Society of Economic Geologists, and a Member of the Prospectors and Developers Association of Canada.

4) I have worked as a geologist for a total of thirty (34) years since my graduation from university.

6) I am responsible for the entirety of the report entitled "Daniel Lake Project" for Azimut Exploration Inc. and dated December 30, 2009 (the "Report") relating to the Daniel Lake Project. I worked on the properties comprising the Daniel Lake Project during the period August 28 to September 12, 2009.

7) I have not had prior involvement with the properties that are the subject of the Report.

8) I am not aware of any material fact or material change with respect to the subject matter of the Report that is not reflected in the Report, the omission to disclose which makes the Report misleading.

11) I consent to the filing of the Report with any regulatory authority and any publication by them, including electronic publication in the public company files on their websites accessible by the public, of the Report.

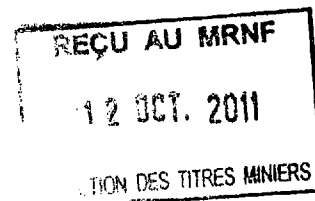
12) I have experience pertaining to the type of deposit described in the Report

Dated this 30th day of December, 2009.

Signed: _____

John D. Charlton, P. Geo.

OGQ #443



1134839

APPENDICES
(separate Files)

APPENDIX A: Channel sample locations and descriptions

APPENDIX B: 1:250 scale maps of channel samples

APPENDIX C: SRC analytical results





APPENDIX A

Channel Sample Locations and Descriptions

Nom	Showing	Channels				NAD 83		no sample	type roche	couleur	grain	biotite (%)	uranophane	spec total	k (%)	u (ppm)	th (ppm)	cps	Commentaires
		no rainure	azimut (degré)	longueur	zone utm	easting	northing												
DPL	Puqila N Main	16901	290	14	20V	370078	6466062	16901	pegmatite	blanc-jaune	10mm	5	tr	1,1uGyH ⁻¹	1,1	162	84	2800	
DPL	Puqila N Main	16901	290	14	20V			16902	pegmatite	blanc-jaune-noir	30mm	10		1,3	3,3	197	86	3200	monazite tr, moly tr
DPL	Puqila N Main	16901	290	14	20V			16903	pegmatite	blanc/noir	10mm	5		1	3,4	137	85	2900	
DPL	Puqila N Main	16901	290	14	20V			16904	pegmatite	blanc-jaune	10mm	10		1,8	6	254	139	4400	PY tr.
DPL	Puqila N Main	16901	290	14	20V			16905	pegmatite	noir et blanc	25mm	45	<1	7,5	7,5	17	1071	549	moazite tr., molybdène tr.
DPL	Puqila N Main	16901	290	14	20V			16906	pegmatite	noir et blanc	20	60	1	11,7	35	1651	858	19500	
DPL	Puqila N Main	16901	290	14	20V			16907	pegmatite	jaune-orangé	10mm	20	tr	8,8	23,5	1244	649	16500	py tr.
DPL	Puqila N Main	16901	290	14	20V			16908	pegmatite	noir et blanc	10mm	40	tr	7,7	19	1037	669	13000	
DPL	Puqila N Main	16901	290	14	20V			16909	pegmatite	noir et blanc	10mm	60	<1	5,5	15,4	748	449	10000	
DPL	Puqila N Main	16901	290	14	20V			16910	pegmatite	jaune	15mm	65	1	3,5	9,3	484	279	1500	bio semi-mass. Par endroit
DPL	Puqila N Main	16901	290	14	20V			16911	pegmatite	jaune a orangé	10mm	5		546 nGyH ⁻¹	1,8	80	32	1500	py tr.
DPL	Puqila N Main	16901	290	14	20V			16912	pegmatite	jaunâtre foncé	10mm	5		447nGyH ⁻¹	2,8	60	30	1350	py tr., Monazite tr.
DPL	Puqila N Main	16901	290	14	20V			16913	pegmatite	jaune/orangé	15mm	15	tr	613nGyH ⁻¹	2,6	86	41	1650	
DPL	Puqila N Main	16901	290	14	20V			16914	pegmatite	blanc/jaune	15mm	10	tr	1,6uGyH ⁻¹	6,3	237	86	3500	molybdène tr.
DPL	Puqila N Main	16915	360	23	20V	370071	6466051	16915	pegmatite	jaune	15mm	2		11842cps	5,8	252	76	4150	
DPL	Puqila N Main	16915	360	23	20V			16916	pegmatite	jaune	10mm	2	tr	13315	6,6	291	96	4724	
DPL	Puqila N Main	16915	360	23	20V			16917	pegmatite	jaune-brun	15mm	2		16734	7,1	356	104	5832	PY tr.
DPL	Puqila N Main	16915	360	23	20V			16918	pegmatite	jaune-blanc, noir	10mm	30	tr	22626	10,9	498	139	7818	py tr., Moly tr, monazite tr.
DPL	Puqila N Main	16915	360	23	20V			16919	pegmatite	blanc-jaune	20mm	5		12169	6,3	238	68	4500	py tr.
DPL	Puqila N Main	16915	360	23	20V			16920	pegmatite	blanc/jaune	20mm	1		3086	4,7	47	15	1106	
DPL	Puqila N Main	16915	360	23	20V			16921	pegmatite	blanc-jaune	15mm	5		12730	5,4	277	91	4534	py tr.
DPL	Puqila N Main	16915	360	23	20V			16922	pegmatite	blanc/jaune	15mm	5		7631	2,5	140	61	2820	
DPL	Puqila N Main	16915	360	23	20V			16923	pegmatite	blanc/jaune	5mm	12%		3644	1,2	62	28	1342	
DPL	Puqila N Main	16915	360	23	20V			16924	pegmatite	blanc-jaune	10mm	2	<1	7629	2,4	165	68	2830	
DPL	Puqila N Main	16915	360	23	20V			16925	pegmatite	blanc-jaune	10mm	10	tr	11655	1,1	230	114	4158	
DPL	Puqila N Main	16915	360	23	20V			16926	pegmatite	blanc-jaune	10mm	5	tr	12758	3,4	262	91	4693	Moly tr.
DPL	Puqila N Main	16915	360	23	20V			16927	pegmatite	blanc-jaune	10mm	15	<1	21749	6,6	447	148	7636	monazite tr., Py tr.
DPL	Puqila N Main	16915	360	23	20V			16928	pegmatite	blanc	10mm	5	<1	23921	6,3	478	182	8233	monazite tr.,
DPL	Puqila N Main	16915	360	23	20V			16929	pegmatite	blanc/jaune	15mm	5	<1	16264	5,2	346	122	5779	molybdène tr.
DPL	Puqila N Main	16915	360	23	20V			16930	pegmatite	blanc/jaune	10mm	5		10741	3,9	214	80	3865	
DPL	Puqila N Main	16915	360	23	20V			16931	pegmatite	blanc-rouillé	15mm	15	tr	8275	3,6	166	64	2972	Moly. Tr., PY <1%
DPL	Puqila N Main	16915	360	23	20V			16932	pegmatite	rouillé/jaune	15mm	15		20742	7,4	471	133	7324	Moly. <1%, CPY tr., PY tr.
DPL	Puqila N Main	16915	360	23	20V			16933	pegmatite	blanc/rouillé	15mm	15	<1	9206	3,5	182	53	3355	PY <1%
DPL	Puqila N Main	16915	360	23	20V			16934	pegmatite	blanc-rouille	10mm	10	<1	20948	6	468	124	7202	PY <1%, CPY tr.
DPL	Puqila N Main	16915	360	23	20V			16935	pegmatite	blanc-rouille	10mm	15	tr	12351	5,6	255	90	4430	molybdène <1%, monazite tr.
DPL	Puqila N Main	16915	360	23	20V			16936	pegmatite	blanc-orange	15mm	10		12054	2,8	239	88	4439	Moly. Tr., Monazite tr.
DPL	Puqila N Main	16915	360	23	20V			16937	pegmatite	blanc-jaune	10mm	10	tr	10893	3,1	222	79	3885	PY tr.
DB	Puqila N Main	16939	58	19	20V	370064	6466060	16939	pegmatite	blanc rose	5mm	tr		7,5	29	22	900		
DB	Puqila N Main	16939	58	19	20V			16940	pegmatite	blanc	5mm	<1		6	217	117	4000		
DB	Puqila N Main	16939	58	19	20V			16941	pegmatite	blanc/gris	12mm	15	tr	4	192	67	4000		
DB	Puqila N Main	16939	58	19	20V			16942	pegmatite	blanc/gris	12mm	15	tr	7,7	531	180	7000		
DB	Puqila N Main	16939	58	19	20V			16943	pegmatite	blanc/GRIS	10mm	20	tr	5,3	336	101	5000	PY tr.	
DB	Puqila N Main	16939	58	19	20V			16944	pegmatite	blanc/gris	10mm	10		3,8	188	52	3200		
DB	Puqila N Main	16939	58	19	20V			16945	pegmatite	blanc/gris	20mm	5		3	110	64	2300		
DB	Puqila N Main	16939	58	19	20V			16946	pegmatite	blanc/gris	10mm	5		1,1	4	161	70		
DB	Puqila N Main	16939	58	19	20V			16947	pegmatite	blanc	10mm	5		2,4	88	72	1800		
DB	Puqila N Main	16939	58	19	20V			16948	pegmatite	blanc-rouille	10mm	5	tr	5	359	238	5300		
DB	Puqila N Main	16939	58	19	20V			16949	pegmatite	blanc/jaune	12mm	40		14	717	412	9500		
DB	Puqila N Main	16939	58	19	20V			16950	pegmatite	blanc/gris	10mm	30		10	534	310	8500		
DB	Puqila N Main	16939	58	19	20V			16951	pegmatite	blanc/brun	15mm	20	tr	20	911	390	13500		
DB	Puqila N Main	16939	58	19	20V			16952	pegmatite	blanc/gris	10mm	15	<1	17	987	309	13200	CPY,PY,PO, Malachite,molybdène(1% sulfure)	
DB	Puqila N Main	16939	58	19	20V			16953	pegmatite	blanc/gris	20mm	15	tr	9,3	593	210	8600		
DB	Puqila N Main	16939	58	19	20V			16954	pegmatite	blanc/rosé	10mm	10	tr	11,4	1015	240	12600		
DB	Puqila N Main	16939	58	19	20V			16955	pegmatite	blanc/gris	20mm	15	tr	4,7	280	96	4500		
DB	Puqila N Main	16939	58	19	20V			16956	pegmatite	blanc/gris	5mm	10		2	57	39	1200		
DB	Puqila N Main	16939	58	19	20V			16957	pegmatite	gris/blanc	5mm	10		1,6	79	46	1200		
DB	Puqila N N	16958	250	5	20V	370008	6466195	16958	pegmatite	blanc/jaune-rouille	15mm	1	tr	3011	1,4	94	42	1093	
DPL	Puqila N N	16958	250	5	20V			16959	pegmatite	blanc/jaune	15mm	2	tr	2660	1,2	86	28	906	
DPL	Puqila N N	16958	250	5	20V			16960	pegmatite	blanc a orange	5mm	2	tr	8984	3,5	267	119	3043	
DPL	Puqila N N	16958	250	5	20V			16961	pegmatite	blanc	2mm	1	0,5	5862	1,7	152	86	2029	
DPL	Puqila N N	16958	250	5	20V			16962	pegmatite	blanc et brun	2mm	2	0,5	11113	4,1	347	190	4155	
DPL	Puqila N N	16963	265	6	20V	370009	6466198	16963	pegmatite	blanc,gris,brun	10mm	5		4513	1,1	137	58	1385	
DPL	Puqila N N	16963	265	6	20V			16964	pegmatite	blanc,brun	15mm	5		3012	1,3	71	40	1084	
DPL	Puqila N N	16963	265	6	20V			16965	pegmatite	blanc,brun	10mm	2		3181	1	86	42	1126	
DPL	Puqila N N	16963	265	6	20V			16966	pegmatite	blanc,gris,brun	10mm	3		6132	1,4	173	99	2218	
DPL	Puqila N N	16963	265	6	20V			16967	pegmatite	blanc,jaune	15mm	2	3	124292	55	3883	2039	33150	
DPL	Puqila N N	16963	265	6	20V			16968	pegmatite	blanc,gris	5mm	2		1681	0,5	51	18	713	
DPL	R7	16544	35	3	20V	348362	6468700	16544	pegmatite	gris-blanc	7mm	10		11667	0	285	135	467	

DPL	R7	16544	35	3	20V			16545	pegmatite	gris-blanc	5mm	3		17421	0	433	173	6080		monazite tr.	
DPL	R7	16544	35	3	20V	348363	6468701	16546	pegmatite	gris-blanc	7mm	15	tr	9734	0	210	129	3562		monazite tr, moly tr.	
DPL	R7	16547	50	8	20V	348371	6468682	16547	Quartzite ?	blanc	<1mm	<1		4673	0	93	45	1693		monazite tr.	
DPL	R7	16547	50	8	20V			16548	Quartzite ?	blanc	<1	1	tr	6021	0	132	70	2225		monazite tr.	
DPL	R7	16547	50	8	20V			16549	Quartzite ?	blanc	<1	2	tr	12605	0	269	111	4544		biotite en bande	
DPL	R7	16547	50	8	20V			16550	pegmatite	blanc-gris	2mm	1		10807	0	218	87	3913			
DPL	R7	16547	50	8	20V			16551	Quartzite ?	blanc	<1	1	tr	10461	0	259	95	3851			
DPL	R7	16547	50	8	20V			16552	Quartzite ?	blanc	<1	<1	tr	11459	0	259	90	4163			
DPL	R7	16547	50	8	20V			16553	Quartzite ?	blanc	<1	<1		11290	0	248	114	4124		monazite tr.	
DPL	R7	16547	50	8	20V	348379	6468683	16554	Quartzite ?	blanc	<1	2		30892	0	675	330	10630		rainure 60cm.	
DPL	R7	16555	300	4	20V	348388	6468686	16555	pegmatite	blanc-gris	2mm	2		Spec. Brisé				2448		très silicifié,	
DPL	R7	16555	300	4	20V			16556	pegmatite	blanc-gris	2mm	15	tr	Spec. Brisé							
DPL	R7	16555	300	4	20V			16557	gneiss	blanc-jaune-noir	1mm	25		Spec. Brisé							
DPL	R7	16555	300	4	20V	348384	6468689	16558	gneiss	gris-jaune	1mm	15	tr	Spec. Brisé							gneiss 1er 20cm, peg ensuite

Nom	Showing	Channels			NAD 83				no sample	type roche	couleur	grain	biotite (%)	uranophane	spec total	k (%)	u (ppm)	th (ppm)	cps	Commentaires
		no rainure	azimut (degré)	longueur	zone utm	easting	northing													
DPL	Puqila N Main	16901	290	14	20V	370078	6466062	16901	pegmatite	blanc-jaune	10mm	5	tr	1,1uGyh ⁻¹	1,1	162	84	2800		
DPL	Puqila N Main	16901	290	14	20V			16902	pegmatite	blanc-jaune-noir	30mm	10		1,3	3,3	197	86	3200	monazite tr, moly tr	
DPL	Puqila N Main	16901	290	14	20V			16903	pegmatite	blanc/noir	10mm	5		1	3,4	137	85	2900		
DPL	Puqila N Main	16901	290	14	20V			16904	pegmatite	blanc-jaune	10mm	10		1,8	6	254	139	4400	PY tr.	
DPL	Puqila N Main	16901	290	14	20V			16905	pegmatite	noir et blanc	25mm	45	<1	7,5	7,5	17	1071	549	moazite tr., molybdène tr.	
DPL	Puqila N Main	16901	290	14	20V			16906	pegmatite	noir et blanc	20	60	1	11,7	35	1651	858	19500		
DPL	Puqila N Main	16901	290	14	20V			16907	pegmatite	jaune-orangé	10mm	20	tr	8,8	23,5	1244	649	16500	py tr.	
DPL	Puqila N Main	16901	290	14	20V			16908	pegmatite	noir et blanc	10mm	40	tr	7,7	19	1037	669	13000		
DPL	Puqila N Main	16901	290	14	20V			16909	pegmatite	noir et blanc	10mm	60	<1	5,5	15,4	748	449	10000		
DPL	Puqila N Main	16901	290	14	20V			16910	pegmatite	jaune	15mm	65	1	3,5	9,3	484	279	1500	bio semi-mass. Par endroit	
DPL	Puqila N Main	16901	290	14	20V			16911	pegmatite	jaune a orangé	10mm	5		546 nGyh ⁻¹	1,8	80	32	1500	py tr.	
DPL	Puqila N Main	16901	290	14	20V			16912	pegmatite	jaunâtre foncé	10mm	5		447nGyh ⁻¹	2,8	60	30	1350	py tr., Monazite tr.	
DPL	Puqila N Main	16901	290	14	20V			16913	pegmatite	jaune/orangé	15mm	15	tr	613nGyh ⁻¹	2,6	86	41	1650		
DPL	Puqila N Main	16901	290	14	20V			16914	pegmatite	blanc/jaune	15mm	10	tr	1,6uGyh ⁻¹	6,3	237	86	3500	molybdène tr.	
DPL	Puqila N Main	16915	360	23	20V	370071	6466051	16915	pegmatite	jaune	15mm	2		11842cps	5,8	252	76	4150		
DPL	Puqila N Main	16915	360	23	20V			16916	pegmatite	jaune	10mm	2	tr	13315	6,6	291	96	4724		
DPL	Puqila N Main	16915	360	23	20V			16917	pegmatite	jaune-brun	15mm	2		16734	7,1	356	104	5832	PY tr.	
DPL	Puqila N Main	16915	360	23	20V			16918	pegmatite	jaune-blanc, noir	10mm	30	tr	22626	10,9	498	139	7818	py tr., Moly tr, monazite tr.	
DPL	Puqila N Main	16915	360	23	20V			16919	pegmatite	blanc-jaune	20mm	5		12169	6,3	238	68	4500	py tr.	
DPL	Puqila N Main	16915	360	23	20V			16920	pegmatite	blanc/jaune	20mm	1		3086	4,7	47	15	1106		
DPL	Puqila N Main	16915	360	23	20V			16921	pegmatite	blanc-jaune	15mm	5		12730	5,4	277	91	4534	py tr.	
DPL	Puqila N Main	16915	360	23	20V			16922	pegmatite	blanc/jaune	15mm	5		7631	2,5	140	61	2820		
DPL	Puqila N Main	16915	360	23	20V			16923	pegmatite	blanc/jaune	5mm	1a2%		3644	1,2	62	28	1342		
DPL	Puqila N Main	16915	360	23	20V			16924	pegmatite	blanc-jaune	10mm	2	<1	7629	2,4	165	68	2830		
DPL	Puqila N Main	16915	360	23	20V			16925	pegmatite	blanc-jaune	10mm	10	tr	11655	1,1	230	114	4158		
DPL	Puqila N Main	16915	360	23	20V			16926	pegmatite	blanc-jaune	10mm	5	tr	12758	3,4	262	91	4693	Moly tr.	
DPL	Puqila N Main	16915	360	23	20V			16927	pegmatite	blanc-jaune	10mm	15	<1	21749	6,6	447	148	7636	monazite tr., Py tr.	
DPL	Puqila N Main	16915	360	23	20V			16928	pegmatite	blanc	10mm	5	<1	23921	6,3	478	182	8233	monazite tr.,	
DPL	Puqila N Main	16915	360	23	20V			16929	pegmatite	blanc/jaune	15mm	5	<1	16264	5,2	346	122	5779	molybdène tr.	
DPL	Puqila N Main	16915	360	23	20V			16930	pegmatite	blanc/jaune	10mm	5		10741	3,9	214	80	3865		
DPL	Puqila N Main	16915	360	23	20V			16931	pegmatite	blanc-rouillé	15mm	15	tr	8275	3,6	166	64	2972	Moly. Tr., PY <1%	
DPL	Puqila N Main	16915	360	23	20V			16932	pegmatite	rouillé/jaune	15mm	15		20742	7,4	471	133	7324	Moly. <1%, CPY tr., PY tr.	
DPL	Puqila N Main	16915	360	23	20V			16933	pegmatite	blanc/rouillé	15mm	15	<1	9206	3,5	182	53	3355	PY <1%	
DPL	Puqila N Main	16915	360	23	20V			16934	pegmatite	blanc-rouille	10mm	10	<1	20948	6	468	124	7202	PY <1%, CPY tr.	
DPL	Puqila N Main	16915	360	23	20V			16935	pegmatite	blanc-rouille	10mm	15	tr	12351	5,6	255	90	4430	molybdène <1%, monazite tr.	
DPL	Puqila N Main	16915	360	23	20V			16936	pegmatite	blanc-orange	15mm	10		12054	2,8	239	88	4439	Moly. Tr., Monazite tr.	
DPL	Puqila N Main	16915	360	23	20V			16937	pegmatite	blanc-jaune	10mm	10	tr	10893	3,1	222	79	3885	PY tr.	
DB	Puqila N Main	16939	58	19	20V	370064	6466060	16939	pegmatite	blanc rose	5mm	tr		7,5	29	22	900			
DB	Puqila N Main	16939	58	19	20V			16940	pegmatite	blanc	5mm	<1		6	217	117	4000			
DB	Puqila N Main	16939	58	19	20V			16941	pegmatite	blanc/gris	12mm	15	tr	4	192	67	4000			
DB	Puqila N Main	16939	58	19	20V			16942	pegmatite	blanc/gris	12mm	15	tr	7,7	531	180	7000			
DB	Puqila N Main	16939	58	19	20V			16943	pegmatite	blanc/GRIS	10mm	20	tr	5,3	336	101	5000	PY tr.		
DB	Puqila N Main	16939	58	19	20V			16944	pegmatite	blanc/gris	10mm	10		3,8	188	52	3200			
DB	Puqila N Main	16939	58	19	20V			16945	pegmatite	blanc/gris	20mm	5		3	110	64	2300			
DB	Puqila N Main	16939	58	19	20V			16946	pegmatite	blanc/gris	10mm	5		1,1	4	161	70			
DB	Puqila N Main	16939	58	19	20V			16947	pegmatite	blanc	10mm	5		2,4	88	72	1800			
DB	Puqila N Main	16939	58	19	20V			16948	pegmatite	blanc-rouille	10mm	5	tr	5	359	238	5300			
DB	Puqila N Main	16939	58	19	20V			16949	pegmatite	blanc/jaune	12mm	40		14	717	412	9500			
DB	Puqila N Main	16939	58	19	20V			16950	pegmatite	blanc/gris	10mm	30		10	534	310	8500			
DB	Puqila N Main	16939	58	19	20V			16951	pegmatite	blanc/brun	15mm	20	tr	20	911	390	13500			
DB	Puqila N Main	16939	58	19	20V			16952	pegmatite	blanc/gris	10mm	15	<1	17	987	309	13200	CPY,PY,PO, Malachite,molybdène(1% sulfure)		
DB	Puqila N Main	16939	58	19	20V			16953	pegmatite	blanc/gris	20mm	15	tr	9,3	593	210	8600			
DB	Puqila N Main	16939	58	19	20V			16954	pegmatite	blanc/rosé	10mm	10	tr	11,4	1015	240	12600			
DB	Puqila N Main	16939	58	19	20V			16955	pegmatite	blanc/gris	20mm	15	tr	4,7	280	96	4500			
DB	Puqila N Main	16939	58	19	20V			16956	pegmatite	blanc/gris	5mm	10		2	57	39	1200			
DB	Puqila N Main	16939	58	19	20V			16957	pegmatite	gris/blanc	5mm	10		1,6	79	46	1200			
DB	Puqila N N	16958	250	5	20V	370008	6466195	16958	pegmatite	blanc/jaune-rouille	15mm	1	tr	3011	1,4	94	42	1093		
DPL	Puqila N N	16958	250	5	20V			16959	pegmatite	blanc/jaune	15mm	2	tr	2660	1,2	86	28	906		
DPL	Puqila N N	16958	250	5	20V			16960	pegmatite	blanc a orange	5mm	2	tr	8984	3,5	267	119	3043		
DPL	Puqila N N	16958	250	5	20V			16961	pegmatite	blanc	2mm	1	0,5	5862	1,7	152	86	2029		
DPL	Puqila N N	16958	250	5	20V			16962	pegmatite	blanc et brun	2mm	2	0,5	11113	4,1	347	190	4155		

DPL	Puqila N N	16963	265	6	20V	370009	6466198	16963	pegmatite	blanc,gris,brun	10mm	5		4513	1,1	137	58	1385	
DPL	Puqila N N	16963	265	6	20V			16964	pegmatite	blanc,brun	15mm	5		3012	1,3	71	40	1084	
DPL	Puqila N N	16963	265	6	20V			16965	pegmatite	blanc,brun	10mm	2		3181	1	86	42	1126	
DPL	Puqila N N	16963	265	6	20V			16966	pegmatite	blanc,gris,brun	10mm	3		6132	1,4	173	99	2218	
DPL	Puqila N N	16963	265	6	20V			16967	pegmatite	blanc,jaune	15mm	2	3	124292	55	3883	2039	33150	
DPL	Puqila N N	16963	265	6	20V			16968	pegmatite	blanc,gris	5mm	2		1681	0,5	51	18	713	
DPL	R7	16544	35	3	20V	348362	6468700	16544	pegmatite	gris-blanc	7mm	10		11667	0	285	135	467	
DPL	R7	16544	35	3	20V			16545	pegmatite	gris-blanc	5mm	3		17421	0	433	173	6080	monazite tr.
DPL	R7	16544	35	3	20V	348363	6468701	16546	pegmatite	gris-blanc	7mm	15	tr	9734	0	210	129	3562	monazite tr, moly tr.
DPL	R7	16547	50	8	20V	348371	6468682	16547	Quartzite ?	blanc	<1mm	<1		4673	0	93	45	1693	monazite tr.
DPL	R7	16547	50	8	20V			16548	Quartzite ?	blanc	<1	1	tr	6021	0	132	70	2225	monazite tr.
DPL	R7	16547	50	8	20V			16549	Quartzite ?	blanc	<1	2	tr	12605	0	269	111	4544	biotite en bande
DPL	R7	16547	50	8	20V			16550	pegmatite	blanc-gris	2mm	1		10807	0	218	87	3913	
DPL	R7	16547	50	8	20V			16551	Quartzite ?	blanc	<1	1	tr	10461	0	259	95	3851	
DPL	R7	16547	50	8	20V			16552	Quartzite ?	blanc	<1	<1	tr	11459	0	259	90	4163	
DPL	R7	16547	50	8	20V			16553	Quartzite ?	blanc	<1	<1		11290	0	248	114	4124	monazite tr.
DPL	R7	16547	50	8	20V	348379	6468683	16554	Quartzite ?	blanc	<1	2		30892	0	675	330	10630	rainure 60cm.
DPL	R7	16555	300	4	20V	348388	6468686	16555	pegmatite	blanc-gris	2mm	2		Spec. Brisé				2448	très silicifié,
DPL	R7	16555	300	4	20V			16556	pegmatite	blanc-gris	2mm	15	tr	Spec. Brisé					
DPL	R7	16555	300	4	20V			16557	gneiss	blanc-jaune-noir	1mm	25		Spec. Brisé					
DPL	R7	16555	300	4	20V	348384	6468689	16558	gneiss	gris-jaune	1mm	15	tr	Spec. Brisé					gneiss 1er 20cm, peg ensuite

APPENDIX B

1:250 Scale Maps of Channel Samples

370060 370070 370080 370090

6466090
6466080
6466070
6466060
6466050
6466040

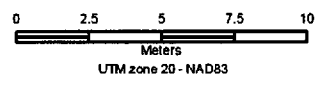
6466090
6466080
6466070
6466060
6466050
6466040



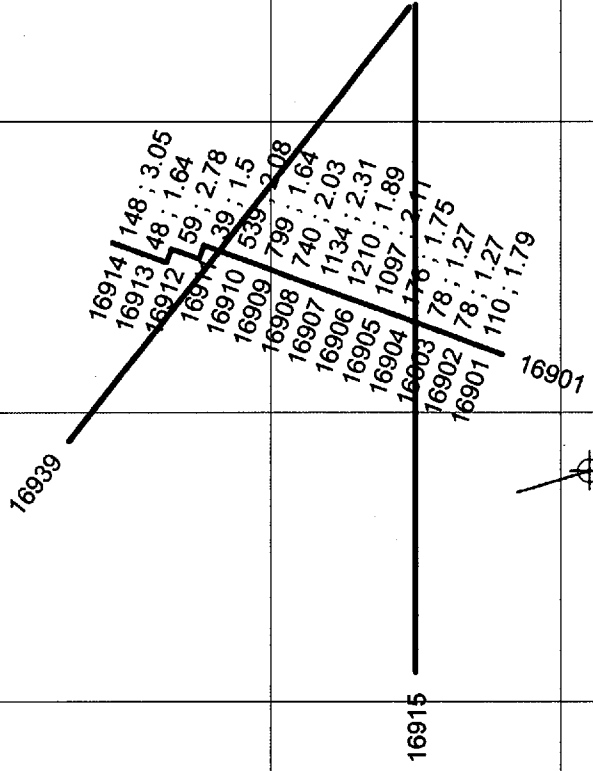
DANIEL LAKE PROPERTY
Puqila North Main Mineralized Zone

channel directions
— 12684 channel number
16935 sample number
854 ; 4.74 U₃O₈ (ppm) ; U/Th

1:250



October 8, 2009



370060 370070 370080 370090

370060

370070

370080

370090

6466090

6466080

6466070

6466060

6466050

6466040

6466090

6466080


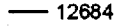
6466070

6466060

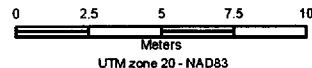
6466050

6466040

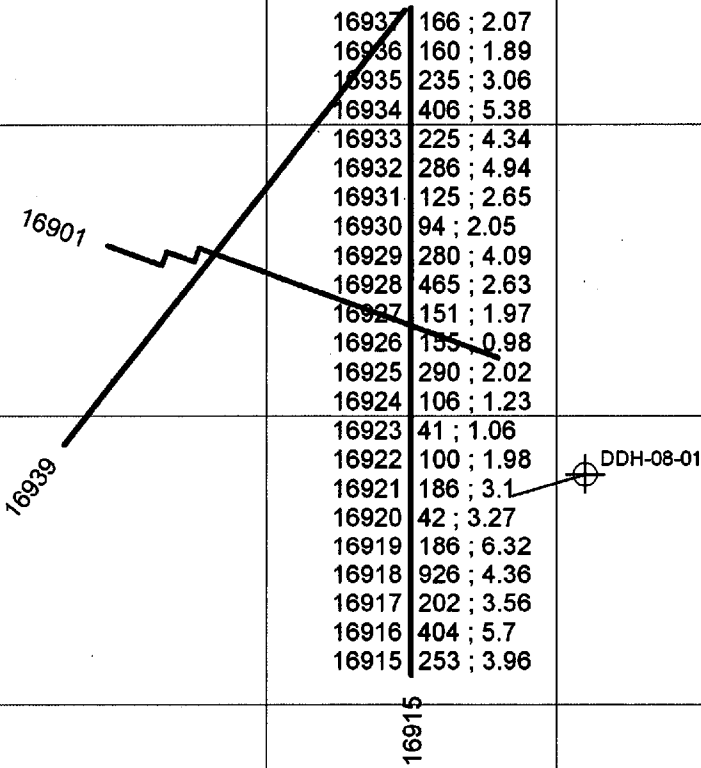
DANIEL LAKE PROPERTY
Puqila North Main Mineralized Zone

-  channel directions
-  12684 channel number
- 16935 sample number
- 854 ; 4.74 U₃O₈ (ppm) ; U/Th

1:250



October 8, 2009



370060

370070

370080

370090

370060

370070

370080

370090

6466090

6466080

6466070

6466060

6466050

6466040

6466090

6466080

6466070

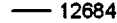
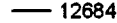
6466060

6466050

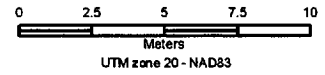
6466040



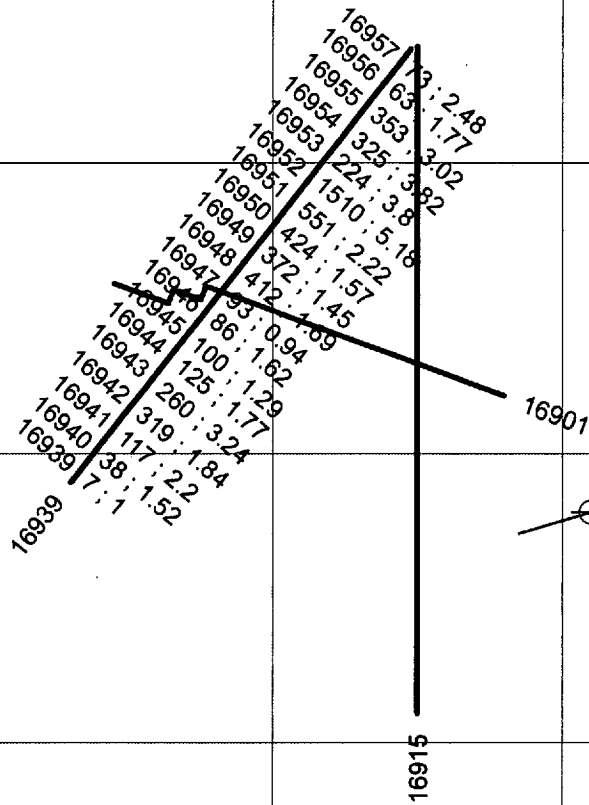
DANIEL LAKE PROPERTY
Puqila North Main Mineralized Zone

-  channel directions
-  12684 channel number
- 16935 sample number
- 854 ; 4.74 U₃O₈ (ppm) ; U/Th

1:250



October 8, 2009



370060

370070

370080

370090

369990 370000 370010 370020

6466220

6466210

6466200

6466190

6466180

6466170

6466220

6466210

6466200

6466190

6466180

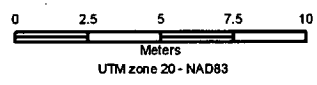
6466170



DANIEL LAKE PROPERTY
Puqila North North Mineralized Zone

- channel directions
- 12684 channel number
- 16935 sample number
- 854 ; 4.74 U₃O₈ (ppm) ; U/Th

1:250



October 8, 2009

19 : 1 / 16963
 27 : 0.82 / 16964
 15 : 0.93 / 16965
 60 : 1.59 / 16966
 3020 : 3.72 / 16967
 9 : 0.73 / 16968

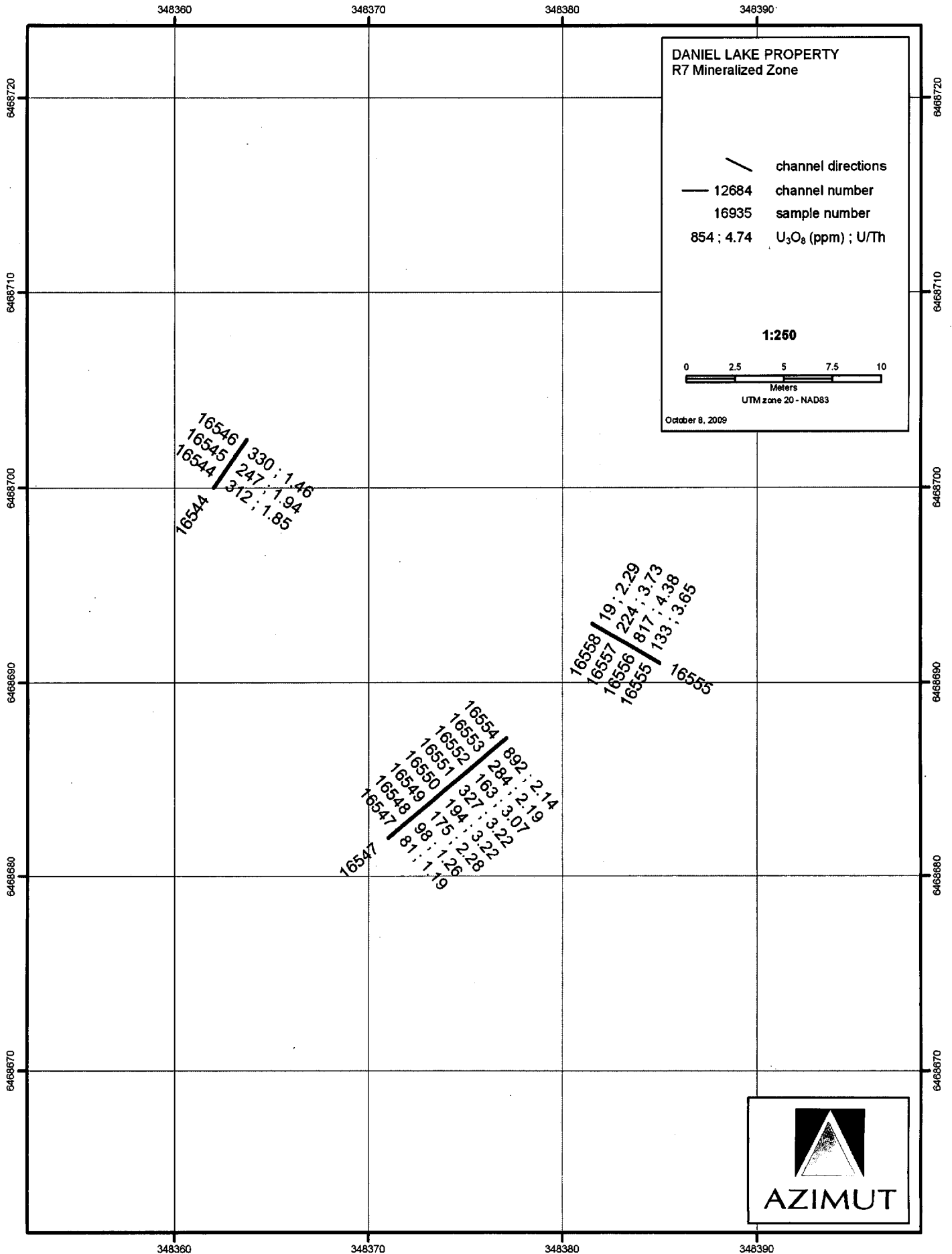
16963

16958

16958 | 25 : 1.4
 16959 | 47 : 4.44
 16960 | 145 : 1.92
 16961 | 175 : 2.08
 16962 | 813 : 2.94



369990 370000 370010 370020



APPENDIX C

SRC Analytical Results

Azimut Exploration Inc.
Attention: Jean-Marc Lulin
PO #/Project:
Samples: 137

SRC Geoanalytical Laboratories
125 - 15 Innovation Blvd., Saskatoon, Saskatchewan, S7N 2X8
Tel: (306) 933-8118 Fax: (306) 933-5656 Email: geolab@src.sk.ca

Report No: G-09-1393

Date of Report: October 22, 2009

ICP4 Aqua Regia Digestion

Column Header Details

Silver in ppm (Ag)
Arsenic in ppm (As)
Bismuth in ppm (Bi)
Cobalt in ppm (Co)
Copper in ppm (Cu)

Germanium in ppm (Ge)
Mercury in ppm (Hg)
Molybdenum in ppm (Mo)
Nickel in ppm (Ni)
Lead in ppm (Pb)

Sulfur in ppm (S)
Antimony in ppm (Sb)
Selenium in ppm (Se)
Tellurium in ppm (Te)
Uranium in ppm (U, ICP)

Vanadium in ppm (V)
Zinc in ppm (Zn)

SRC Geoanalytical Laboratories

Report No: G-09-1393

Azimut Exploration Inc.
 Attention: Jean-Marc Lulin
 PO #/Project:
 Samples: 137

125 - 15 Innovation Blvd., Saskatoon, Saskatchewan, S7N 2X8
 Tel: (306) 933-8118 Fax: (306) 933-5656 Email: geolab@src.sk.ca

Date of Report: October 22, 2009

ICP4 Aqua Regia Digestion

Sample Number	Aq ppm	As ppm	Bi ppm	Co ppm	Cu ppm	Ge ppm	Hg ppm	Mo ppm	Ni ppm	Pb ppm	S ppm	Sb ppm	Se ppm	Te ppm	U, ICP ppm	V ppm	Zn ppm
CG51509/LS4	0.2	13	1	38	48	<1	1	10	47	26	1720	<1	<1	<1	31	97	205
12651	<0.2	<1	<1	7	57	<1	<1	2	4	49	230	<1	<1	<1	71	22	58
12653	<0.2	1	<1	3	34	<1	<1	2	4	87	430	<1	<1	<1	153	20	96
12654	<0.2	<1	<1	11	94	<1	<1	2	4	51	420	<1	<1	<1	38	16	28
12657	<0.2	1	<1	3	28	<1	<1	4	3	32	130	<1	<1	<1	29	7	13
12660	<0.2	1	<1	3	16	<1	<1	67	3	39	52	<1	<1	<1	72	32	35
12661	<0.2	1	<1	8	30	<1	<1	13	19	24	76	<1	<1	<1	31	28	28
12662	<0.2	3	<1	14	39	<1	<1	3	31	21	260	<1	<1	<1	7	63	46
12663	<0.2	<1	<1	3	25	<1	<1	5	3	20	21	<1	<1	<1	14	6	8
12667	<0.2	3	<1	19	93	<1	<1	<1	41	6	930	<1	<1	<1	5	92	38
12668	<0.2	2	<1	16	129	<1	<1	1	58	13	1980	<1	<1	<1	11	77	26
12670	<0.2	2	<1	14	58	<1	<1	1	42	94	760	<1	<1	<1	201	83	68
12674	<0.2	<1	<1	6	58	<1	<1	16	8	67	240	<1	<1	<1	71	10	18
12675	<0.2	1	<1	6	50	<1	<1	4	4	34	44	<1	<1	<1	28	10	19
12676	<0.2	1	1	2	2	<1	<1	2	4	10	42	<1	<1	<1	6	3	11
12677	<0.2	1	<1	1	7	<1	<1	17	4	58	400	<1	<1	<1	86	17	65
12678	<0.2	5	<1	<1	<1	<1	<1	<1	4	<1	2800	<1	1	<1	<1	<1	<1
12679	<0.2	<1	<1	<1	3	<1	<1	5	3	23	86	<1	<1	<1	23	<1	3
12680	<0.2	<1	<1	2	8	<1	<1	14	4	73	1530	<1	<1	<1	121	8	25
12683	<0.2	<1	<1	1	9	<1	<1	26	2	55	623	<1	<1	<1	68	3	7
CG51509/LS4	<0.2	14	1	39	49	<1	<1	10	48	27	1730	1	<1	<1	31	99	205
12684	<0.2	<1	2	5	20	<1	<1	63	3	45	1270	<1	<1	<1	70	3	14
12685	<0.2	<1	5	2	10	<1	<1	31	3	54	385	<1	<1	<1	77	7	15
12686	<0.2	1	<1	6	20	<1	<1	150	5	50	380	<1	<1	<1	212	26	103
12691	<0.2	1	<1	1	5	<1	<1	3	2	32	132	<1	<1	<1	31	4	16
12692	0.2	1	<1	4	15	<1	<1	3	2	31	240	<1	<1	<1	38	6	21
12693	<0.2	1	<1	7	23	<1	<1	8	2	52	390	<1	<1	<1	100	9	31
12701	<0.2	1	<1	3	33	<1	<1	6	2	36	40	<1	<1	<1	163	4	6
12706	<0.2	<1	<1	1	6	<1	<1	27	2	35	47	<1	<1	<1	77	4	12
12707	<0.2	<1	<1	1	7	<1	<1	25	2	66	77	<1	<1	<1	179	6	9
12709	<0.2	<1	<1	1	6	<1	<1	42	2	133	76	<1	<1	<1	372	18	22
12710	<0.2	<1	<1	2	17	<1	<1	21	3	150	151	<1	<1	<1	286	14	22
12712	<0.2	1	<1	8	29	<1	<1	27	18	83	136	<1	<1	<1	216	49	49
12715	<0.2	2	<1	11	29	<1	<1	226	30	43	287	<1	<1	<1	127	77	67
12717	<0.2	1	<1	2	17	<1	<1	6	4	30	25	<1	<1	<1	46	4	5
12718	<0.2	1	<1	3	17	<1	<1	6	5	20	28	<1	<1	<1	33	10	11
12719	<0.2	1	<1	5	36	<1	<1	6	4	14	22	<1	<1	<1	7	8	9
12720	<0.2	<1	<1	3	11	<1	<1	2	3	12	18	<1	<1	<1	5	15	18
12721	<0.2	<1	<1	2	15	<1	<1	2	2	11	20	<1	<1	<1	7	6	8
12717 R	<0.2	<1	<1	2	18	<1	<1	4	4	31	25	<1	<1	<1	49	4	4

SRC Geoanalytical Laboratories

125 - 15 Innovation Blvd., Saskatoon, Saskatchewan, S7N 2X8
 Tel: (306) 933-8118 Fax: (306) 933-5656 Email: geolab@src.sk.ca

Report No: G-09-1393

Azimet Exploration Inc.
 Attention: Jean-Marc Lulin
 PO #/Project:
 Samples: 137

Date of Report: October 22, 2009

ICP4 Aqua Regia Digestion

Sample Number	Ag ppm	As ppm	Bi ppm	Co ppm	Cu ppm	Ge ppm	Hg ppm	Mo ppm	Ni ppm	Pb ppm	S ppm	Sb ppm	Se ppm	Te ppm	U, ICP ppm	V ppm	Zn ppm
CG51509/LS4	<0.2	10	2	38	50	<1	<1	10	48	27	1730	1	<1	<1	30	100	205
12722	<0.2	<1	<1	2	4	<1	<1	4	4	84	17	<1	<1	<1	246	6	12
12724	<0.2	1	<1	9	25	<1	<1	2	33	49	130	<1	<1	<1	57	46	24
12725	<0.2	1	<1	2	7	<1	<1	7	7	90	24	<1	<1	<1	138	12	13
12726	<0.2	<1	<1	3	14	<1	<1	5	8	64	38	<1	<1	<1	19	14	17
12727	<0.2	<1	<1	2	10	<1	<1	3	4	23	23	<1	<1	<1	17	6	6
12728	<0.2	1	<1	2	10	<1	<1	2	4	10	24	<1	<1	<1	5	10	10
12729	<0.2	<1	<1	2	19	<1	<1	10	3	37	27	<1	<1	<1	47	5	4
12730	<0.2	<1	<1	3	28	<1	<1	2	6	23	91	<1	<1	<1	6	8	11
12731	<0.2	<1	<1	1	7	<1	<1	3	2	9	31	<1	<1	<1	4	2	2
12732	<0.2	<1	<1	1	11	<1	<1	2	2	14	22	<1	<1	<1	8	4	5
12735	<0.2	1	<1	9	9	<1	<1	1	31	66	182	<1	<1	<1	124	63	19
12738	<0.2	1	<1	6	102	<1	<1	80	10	102	440	<1	<1	<1	166	31	22
12742	<0.2	1	<1	3	19	<1	<1	8	5	30	179	<1	<1	<1	44	16	30
12743	<0.2	1	<1	2	24	<1	<1	3	3	43	194	<1	<1	<1	50	8	14
12744	<0.2	<1	<1	3	28	<1	<1	3	4	23	174	<1	<1	<1	16	10	22
12745	<0.2	<1	<1	2	27	<1	<1	2	3	20	204	<1	<1	<1	25	6	11
12746	<0.2	<1	<1	2	37	<1	<1	2	3	27	231	<1	<1	<1	25	6	13
12747	<0.2	<1	<1	3	34	<1	<1	3	3	37	612	<1	<1	<1	37	9	30
12748	<0.2	<1	<1	4	26	<1	<1	19	3	85	304	<1	<1	<1	17	16	23
CG51509/LS4	0.2	11	2	37	49	<1	<1	9	48	26	1750	2	<1	<1	29	98	205
12751	0.2	4	<1	19	72	<1	<1	3	21	6	9000	<1	<1	<1	3	56	15
12752	0.4	4	<1	14	66	<1	<1	2	29	10	12600	<1	<1	<1	3	51	35
12753	<0.2	2	5	81	66	<1	<1	<1	888	3	10200	<1	<1	<1	3	43	14
12754	<0.2	<1	<1	3	2	<1	<1	1	31	17	49	<1	<1	<1	9	5	26
12755	<0.2	1	1	44	16	<1	<1	<1	245	2	207	<1	<1	<1	3	53	17
12756	<0.2	1	<1	2	5	<1	<1	2	6	20	260	1	<1	<1	13	13	28
12802	<0.2	1	<1	1	16	<1	<1	20	4	10	1500	<1	<1	<1	3	36	15
12803	0.2	5	<1	26	69	<1	<1	<1	39	4	24200	<1	<1	<1	3	45	2
12805	<0.2	1	2	71	90	<1	<1	<1	549	3	520	<1	<1	<1	3	34	38
12806	0.3	3	<1	16	49	<1	<1	9	56	7	20600	<1	1	<1	4	105	309
12807	0.2	3	<1	8	47	<1	<1	8	51	11	16400	<1	1	<1	4	100	127
12808	<0.2	1	<1	5	24	<1	<1	6	19	5	527	1	<1	<1	3	80	64
12809	<0.2	<1	<1	5	20	<1	<1	4	23	10	5800	<1	<1	<1	3	11	59
12810	<0.2	5	1	13	34	<1	<1	10	39	7	15500	<1	<1	<1	3	59	31
12811	1.9	6	5	28	141	<1	<1	23	316	15	56700	<1	<1	<1	18	35	123
12808 R	0.2	2	<1	6	25	<1	<1	7	21	6	530	1	<1	<1	3	83	66
CG51509/LS4	0.2	14	1	40	50	<1	<1	11	47	27	1720	1	<1	<1	34	101	208
12652	<0.2	3	<1	9	81	<1	<1	1	6	129	970	<1	<1	<1	300	53	158
12655	<0.2	3	<1	10	60	<1	<1	1	7	122	630	<1	1	<1	309	75	92

SRC Geoanalytical Laboratories

Report No: G-09-1393

Azimut Exploration Inc.
 Attention: Jean-Marc Lulin
 PO #/Project:
 Samples: 137

125 - 15 Innovation Blvd., Saskatoon, Saskatchewan, S7N 2X8
 Tel: (306) 933-8118 Fax: (306) 933-5656 Email: geolab@src.sk.ca

Date of Report: October 22, 2009

ICP4 Aqua Regia Digestion

Sample Number	Aq ppm	As ppm	Bi ppm	Co ppm	Cu ppm	Ge ppm	Hg ppm	Mo ppm	Ni ppm	Pb ppm	S ppm	Sb ppm	Se ppm	Te ppm	U, ICP ppm	V ppm	Zn ppm
12656	<0.2	2	<1	6	32	<1	<1	1	4	110	450	<1	<1	<1	229	47	63
12664	<0.2	<1	<1	2	13	<1	<1	38	4	315	23	<1	<1	<1	873	20	23
12671	<0.2	2	<1	14	25	<1	<1	1	57	98	310	<1	<1	<1	248	72	37
12672	<0.2	2	<1	20	22	<1	<1	126	62	319	190	<1	<1	<1	926	132	60
12673	<0.2	1	<1	3	44	<1	<1	3	4	219	110	<1	<1	<1	448	4	5
12681	<0.2	1	<1	1	6	<1	<1	94	3	150	714	<1	<1	<1	391	3	10
12682	<0.2	<1	<1	1	7	<1	<1	187	2	365	624	<1	<1	<1	941	12	26
12688	<0.2	1	<1	1	4	<1	<1	14	3	197	38	<1	<1	<1	530	5	14
12689	<0.2	1	<1	2	4	<1	<1	8	2	80	62	<1	<1	<1	202	8	19
12690	<0.2	1	<1	<1	3	<1	<1	13	3	103	312	<1	<1	<1	228	2	9
12694	<0.2	1	67	2	12	<1	<1	24	2	106	359	<1	<1	1	191	5	15
12702	<0.2	1	<1	5	45	<1	<1	6	3	144	91	<1	<1	<1	536	12	22
12703	<0.2	1	<1	11	58	<1	<1	7	4	154	1060	<1	<1	<1	483	7	17
12704	<0.2	1	<1	3	36	<1	<1	23	3	140	120	<1	<1	<1	384	6	9
12705	<0.2	1	<1	6	66	<1	<1	32	6	192	220	<1	<1	<1	513	20	28
12708	<0.2	<1	<1	1	8	<1	<1	36	3	129	46	<1	<1	<1	461	7	9
12711	<0.2	<1	<1	2	20	<1	<1	53	2	296	296	<1	<1	<1	774	15	25
CG51509/LS4	0.2	13	1	39	51	<1	<1	11	46	26	1730	<1	<1	<1	35	100	208
12713	<0.2	2	<1	3	5	<1	<1	67	5	232	104	<1	<1	<1	837	26	27
12714	<0.2	2	<1	5	11	<1	<1	42	7	213	65	<1	<1	<1	567	39	40
12716	<0.2	2	<1	3	8	<1	<1	33	5	212	33	<1	<1	<1	519	28	37
12723	<0.2	1	<1	1	3	<1	<1	3	3	92	18	<1	<1	<1	365	5	8
12733	<0.2	<1	<1	3	6	<1	<1	52	8	636	19	<1	<1	<1	1820	20	22
12734	<0.2	3	<1	8	11	<1	<1	8	26	283	95	<1	<1	<1	676	55	47
12736	<0.2	<1	<1	<1	3	<1	<1	2	3	159	<10	<1	<1	<1	398	4	6
12739	<0.2	2	<1	4	26	<1	<1	25	6	131	133	<1	<1	<1	296	22	33
12740	<0.2	2	<1	5	17	<1	<1	42	11	195	136	<1	<1	<1	523	38	59
12741	<0.2	1	<1	2	9	<1	<1	5	5	125	96	<1	<1	<1	197	14	24
12801	<0.2	1	<1	2	9	<1	<1	1	5	982	<10	<1	<1	<1	1900	17	37
12740 R	<0.2	3	<1	5	19	<1	<1	43	11	200	131	<1	<1	<1	526	38	60
CG51509/LS4	0.2	13	1	38	48	<1	<1	11	49	26	1740	<1	<1	<1	35	97	204
12665	<0.2	1	<1	4	29	<1	<1	226	5	509	177	<1	2	<1	1480	44	55
12669	<0.2	4	<1	17	73	<1	<1	24	39	160	880	<1	<1	<1	238	135	74
12804	<0.2	5	<1	27	7	<1	<1	<1	88	1300	<10	<1	<1	<1	4390	124	230
12658	<0.2	<1	<1	2	20	<1	<1	310	3	1220	85	<1	<1	<1	3910	17	19
12659	<0.2	<1	<1	3	21	<1	<1	530	2	1210	131	<1	<1	<1	3700	24	28
12666	<0.2	<1	<1	3	20	<1	<1	552	3	1980	244	<1	<1	<1	5920	38	44
12687	<0.2	1	<1	1	9	<1	<1	218	1	997	480	<1	<1	<1	2360	18	68
12737	<0.2	3	<1	9	34	<1	<1	431	11	1210	547	<1	<1	<1	3550	68	42
12737 R	<0.2	2	<1	9	32	<1	<1	418	11	1220	536	<1	<1	<1	3530	70	41

Azimut Exploration Inc.
Attention: Jean-Marc Lulin
PO #/Project:
Samples: 137

SRC Geoanalytical Laboratories
125 - 15 Innovation Blvd., Saskatoon, Saskatchewan, S7N 2X8
Tel: (306) 933-8118 Fax: (306) 933-5656 Email: geolab@src.sk.ca

Report No: G-09-1393

Date of Report: October 22, 2009

ICP4 Aqua Regia Digestion

Sample Number	Aq ppm	As ppm	Bi ppm	Co ppm	Cu ppm	Ge ppm	Hg ppm	Mo ppm	Ni ppm	Pb ppm	S ppm	Sb ppm	Se ppm	Te ppm	U, ICP ppm	V ppm	Zn ppm
------------------	-----------	-----------	-----------	-----------	-----------	-----------	-----------	-----------	-----------	-----------	----------	-----------	-----------	-----------	---------------	----------	-----------

Aqua Regia: A 0.5 g pulp is digested with 2.00 ml of 3:1 HCL:HNO3 for 1 hour at 95 C.
The standard is LS4.

SRC Geoanalytical Laboratories

125 - 15 Innovation Blvd., Saskatoon, Saskatchewan, S7N 2X8
Tel: (306) 933-8118 Fax: (306) 933-5656 Email: geolab@src.sk.ca

Report No: G-09-1393

Azimut Exploration Inc.
Attention: Jean-Marc Lulin
PO #/Project:
Samples: 137

Date of Report: October 22, 2009

ICP1 Total Digestion

Column Header Details

Silver in ppm (Ag)
Aluminum in wt % (Al₂O₃)
Barium in ppm (Ba)
Beryllium in ppm (Be)
Calcium in wt % (CaO)

Cadmium in ppm (Cd)
Cerium in ppm (Ce)
Cobalt in ppm (Co)
Chromium in ppm (Cr)
Copper in ppm (Cu)

Dysprnnoosium in ppm (Dy)
Erbium in ppm (Er)
Europium in ppm (Eu)
Iron in wt % (Fe₂O₃)
Gallium in ppm (Ga)

Gadolinium in ppm (Gd)
Hafnium in ppm (Hf)
Holmium in ppm (Ho)
Potassium in wt % (K₂O)
Lanthanum in ppm (La)

Lithium in ppm (Li)
Magnesium in wt % (MgO)
Manganese in wt % (MnO)
Molybdenum in ppm (Mo)
Sodium in wt % (Na₂O)

Niobium in ppm (Nb)
Neodymium in ppm (Nd)
Nickel in ppm (Ni)
Phosphorus in wt % (P₂O₅)
Lead in ppm (Pb)

Praseodymium in ppm (Pr)
Scandium in ppm (Sc)
Samarium in ppm (Sm)
Tin in ppm (Sn)
Strontium in ppm (Sr)

Tantalum in ppm (Ta)
Terbium in ppm (Tb)
Thorium in ppm (Th)
Titanium in wt % (TiO₂)
Uranium in ppm (U, ICP)

Azimut Exploration Inc.
Attention: Jean-Marc Lulin
PO #/Project:
Samples: 137

SRC Geoanalytical Laboratories
125 - 15 Innovation Blvd., Saskatoon, Saskatchewan, S7N 2X8
Tel: (306) 933-8118 Fax: (306) 933-5656 Email: geolab@src.sk.ca

Report No: G-09-1393

Date of Report: October 22, 2009

ICP1 Total Digestion

Column Header Details

Vanadium in ppm (V)
Tungsten in ppm (W)
Yttrium in ppm (Y)
Ytterbium in ppm (Yb)
Zinc in ppm (Zn)

Zirconium in ppm (Zr)

SRC Geoanalytical Laboratories

125 - 15 Innovation Blvd., Saskatoon, Saskatchewan, S7N 2X8
 Tel: (306) 933-8118 Fax: (306) 933-5656 Email: geolab@src.sk.ca

Report No: G-09-1393

Azimet Exploration Inc.
 Attention: Jean-Marc Lulin
 PO #/Project:
 Samples: 137

Date of Report: October 22, 2009

ICP1 Total Digestion

Sample Number	Ag ppm	Al2O3 wt %	Ba ppm	Be ppm	CaO wt %	Cd ppm	Ce ppm	Co ppm	Cr ppm	Cu ppm	Dy ppm	Er ppm	Eu ppm	Fe2O3 wt %	Ga ppm	Gd ppm	Hf ppm
CG51509/LS4	<0.2	17.6	2140	2.0	4.65	<1	150	19	113	3	3.2	2.4	2.2	7.13	23	5	4
12651	<0.2	15.8	938	1.5	1.39	1	18	7	124	57	1.5	0.7	0.6	1.81	19	1	1
12653	<0.2	14.4	665	1.4	1.48	1	17	4	162	36	2.2	0.6	0.4	1.84	17	2	5
12654	<0.2	14.9	750	1.3	1.55	<1	89	12	156	95	2.4	0.9	0.6	1.47	18	3	1
12657	<0.2	12.6	1040	0.7	0.65	<1	21	4	135	28	0.8	<0.2	0.4	0.72	12	1	<1
12660	<0.2	14.2	1120	0.8	0.79	<1	31	4	136	18	1.5	0.4	0.6	1.69	16	1	<1
12661	<0.2	11.7	795	0.8	1.82	<1	36	13	203	36	1.6	0.8	0.5	2.71	14	2	<1
12662	<0.2	15.5	338	1.3	4.91	1	32	20	231	38	1.3	0.9	0.6	5.21	18	1	1
12663	<0.2	14.8	940	1.2	1.36	1	81	4	119	35	2.6	0.9	0.7	0.60	14	4	<1
12667	0.3	16.1	83	0.8	8.62	<1	10	45	299	113	2.9	3.2	0.9	11.6	26	2	1
12668	0.2	17.9	151	1.2	6.84	1	9	29	363	145	2.3	1.9	0.7	6.12	23	2	<1
12670	<0.2	18.2	311	2.1	4.26	1	25	14	188	62	4.2	1.8	0.5	4.03	23	4	3
12674	<0.2	16.9	495	1.0	3.17	1	14	8	184	65	1.9	0.9	0.5	1.11	14	1	2
12675	<0.2	13.8	1440	0.5	1.18	<1	4	8	127	73	0.8	0.6	0.4	1.14	12	<1	<1
12676	<0.2	15.0	691	1.0	0.13	<1	42	2	154	2	2.0	0.8	0.5	1.66	18	2	2
12677	<0.2	19.5	139	3.0	3.20	1	89	3	97	9	4.2	2.2	0.5	2.68	28	6	12
12678	0.3	0.85	73	<0.2	32.6	<1	7	<1	20	<1	0.4	<0.2	<0.2	0.40	<1	<1	<1
12679	<0.2	13.2	151	1.2	1.54	<1	8	1	211	4	2.0	1.2	0.5	0.49	12	1	5
12680	<0.2	16.2	308	3.1	2.34	1	11	2	142	9	1.4	0.4	0.5	1.30	21	1	4
12683	<0.2	13.7	353	1.2	0.94	<1	2	2	120	10	0.7	<0.2	0.4	0.86	14	<1	2
CG51509/LS4	<0.2	17.6	2170	2.0	4.71	<1	150	20	119	4	3.4	2.6	2.2	7.17	24	5	3
12684	<0.2	6.58	142	1.5	0.42	<1	18	5	160	20	1.6	0.4	<0.2	0.84	9	2	<1
12685	<0.2	6.58	115	1.4	0.37	<1	7	2	159	11	1.6	0.7	<0.2	1.00	10	1	1
12686	<0.2	7.63	213	1.4	0.41	<1	5	6	151	22	2.7	1.0	0.3	2.03	13	2	<1
12691	<0.2	14.2	700	0.6	0.46	<1	5	2	128	4	1.1	0.4	0.4	0.71	11	<1	<1
12692	<0.2	15.4	609	1.1	0.83	1	7	4	142	15	1.0	0.4	0.4	1.05	14	<1	<1
12693	<0.2	14.1	410	1.4	1.17	<1	5	7	127	24	1.2	0.3	0.5	1.37	15	1	1
12701	<0.2	13.9	1010	1.1	1.20	<1	14	4	123	40	1.3	<0.2	0.6	0.60	14	1	<1
12706	<0.2	15.1	676	1.6	1.99	1	60	2	149	11	2.2	0.4	0.6	0.58	17	3	<1
12707	<0.2	14.6	211	2.1	2.79	<1	84	2	145	7	3.3	0.6	0.6	0.64	18	4	<1
12709	<0.2	16.4	616	1.8	2.34	1	134	2	124	5	5.8	1.0	0.8	1.38	21	7	<1
12710	<0.2	13.4	792	1.3	1.30	<1	124	3	154	20	5.4	1.4	0.7	1.10	15	6	<1
12712	<0.2	16.3	416	2.5	2.45	1	82	10	177	37	4.8	1.8	0.7	2.83	23	5	1
12715	<0.2	15.8	227	2.3	2.62	<1	50	12	182	32	3.3	1.8	0.5	3.96	26	3	<1
12717	<0.2	12.9	622	1.6	1.62	<1	8	2	162	18	1.3	0.5	0.4	0.49	13	1	<1
12718	<0.2	10.2	580	1.0	0.90	<1	12	4	158	16	1.4	0.8	0.4	0.99	11	1	2
12719	<0.2	13.4	890	1.4	0.98	<1	13	5	155	39	0.8	0.4	0.4	0.77	13	1	<1
12720	<0.2	11.9	1080	0.5	0.38	<1	3	3	103	11	0.6	0.5	0.4	1.05	12	<1	<1
12721	<0.2	14.3	1080	1.0	0.73	<1	15	3	121	16	1.0	0.4	0.5	0.68	14	1	<1
12717 R	<0.2	12.7	615	1.6	1.60	<1	8	3	160	20	1.3	0.5	0.4	0.48	13	1	1

SRC Geoanalytical Laboratories

Report No: G-09-1393

Azimut Exploration Inc.
 Attention: Jean-Marc Lulin
 PO #/Project:
 Samples: 137

125 - 15 Innovation Blvd., Saskatoon, Saskatchewan, S7N 2X8
 Tel: (306) 933-8118 Fax: (306) 933-5656 Email: geolab@src.sk.ca

Date of Report: October 22, 2009

ICPI Total Digestion

Sample Number	Aq ppm	Al2O3 wt %	Ba ppm	Be ppm	CaO wt %	Cd ppm	Ce ppm	Co ppm	Cr ppm	Cu ppm	Dy ppm	Er ppm	Eu ppm	Fe2O3 wt %	Ga ppm	Gd ppm	Hf ppm
CG51509/LS4	<0.2	17.9	2240	2.0	4.76	<1	151	18	122	4	3.4	2.8	2.2	7.35	24	5	4
12722	<0.2	13.3	816	1.1	0.97	<1	75	3	153	4	6.0	2.1	0.6	0.59	13	5	1
12724	0.7	15.9	197	2.7	5.25	1	25	19	268	27	2.9	2.0	0.5	3.35	19	2	1
12725	<0.2	14.9	217	4.0	2.84	1	19	3	177	9	2.6	0.9	0.5	0.90	20	2	<1
12726	<0.2	13.7	91	3.8	2.78	<1	24	3	142	16	1.5	0.7	0.4	0.95	19	1	<1
12727	<0.2	11.9	844	1.3	0.77	<1	11	2	117	11	1.0	0.3	0.4	0.48	11	<1	<1
12728	<0.2	12.1	927	1.0	0.64	<1	13	2	121	12	0.7	0.3	0.4	0.87	12	<1	<1
12729	<0.2	10.9	893	0.6	0.27	<1	3	3	139	21	1.7	0.9	0.4	0.62	10	1	<1
12730	<0.2	12.4	612	1.4	1.18	<1	6	3	130	30	0.7	0.3	0.3	0.62	13	<1	<1
12731	<0.2	11.7	909	0.8	0.47	<1	3	1	137	8	0.5	<0.2	0.4	0.39	10	<1	<1
12732	<0.2	11.5	980	0.6	0.32	<1	3	2	118	13	0.7	0.3	0.4	0.54	10	<1	<1
12735	0.2	16.0	224	0.9	7.66	1	22	38	338	10	4.2	3.1	0.8	5.93	19	4	<1
12738	<0.2	16.0	821	1.5	2.31	1	118	8	109	112	6.4	2.6	0.7	1.70	19	7	<1
12742	<0.2	11.0	967	0.8	0.12	<1	13	3	151	21	1.8	1.1	0.2	1.44	12	1	2
12743	<0.2	11.9	659	1.0	0.26	<1	29	3	143	33	2.6	1.5	0.3	0.91	12	2	4
12744	<0.2	11.9	713	1.0	0.25	<1	8	3	129	31	1.6	1.2	0.2	1.08	13	1	2
12745	<0.2	11.9	575	1.5	0.51	<1	9	3	116	32	1.7	1.1	0.2	0.77	13	1	1
12746	<0.2	11.7	658	1.0	0.26	<1	13	3	135	39	1.8	1.1	0.2	0.82	11	1	2
12747	<0.2	12.8	740	1.5	0.54	<1	15	4	105	36	1.9	1.1	0.3	1.00	14	1	3
12748	<0.2	15.5	1010	1.3	1.46	1	42	4	120	30	1.3	0.6	0.6	1.55	17	2	3
CG51509/LS4	<0.2	17.8	2240	2.0	4.74	<1	148	19	122	3	3.5	2.8	2.2	7.29	23	5	4
12751	<0.2	13.3	272	1.0	10.8	1	61	25	67	79	7.6	7.8	2.2	12.1	27	8	2
12752	0.4	12.4	445	1.8	4.23	<1	48	15	171	66	2.5	1.7	0.8	5.14	18	3	2
12753	0.2	4.42	29	0.3	5.46	<1	6	100	2230	67	<0.2	<0.2	0.3	9.91	12	2	<1
12754	<0.2	13.0	290	1.4	0.82	<1	47	4	114	3	1.8	0.6	0.2	1.22	18	2	3
12755	0.6	3.90	12	<0.2	10.8	<1	2	87	3060	16	0.5	0.6	0.5	11.6	13	4	<1
12756	<0.2	14.0	1620	2.8	1.00	<1	79	2	153	6	0.6	0.4	0.6	2.03	19	1	6
12802	<0.2	13.6	176	1.3	2.38	<1	27	1	170	17	0.9	0.6	0.5	2.67	16	1	2
12803	0.6	12.4	84	1.2	15.3	<1	16	33	212	72	3.8	4.4	1.3	12.3	24	4	1
12805	0.4	2.59	35	0.2	1.29	<1	2	116	1820	95	<0.2	<0.2	0.2	12.4	13	1	<1
12806	0.4	15.6	741	1.0	3.00	3	66	20	204	53	2.1	0.9	1.2	5.64	20	3	4
12807	0.2	13.5	407	1.2	2.62	1	56	9	212	49	1.6	0.8	0.8	4.64	17	2	4
12808	<0.2	13.0	390	1.0	0.04	<1	73	5	147	27	1.5	0.9	0.4	3.47	17	2	4
12809	<0.2	15.1	745	1.1	0.50	1	69	5	158	19	1.6	0.6	0.8	1.82	15	2	3
12810	<0.2	14.8	645	1.7	2.22	1	52	13	210	36	2.3	1.0	1.0	4.76	19	3	4
12811	2.4	4.12	215	1.5	7.90	2	22	30	112	144	0.6	0.9	0.7	24.6	21	<1	2
12808 R	<0.2	13.2	397	1.2	0.05	<1	75	6	152	26	1.8	1.1	0.5	3.55	19	2	5
CG51509/LS4	<0.2	17.9	2220	2.1	4.74	<1	169	18	116	3	3.4	2.8	2.6	7.32	25	5	3
12652	<0.2	15.6	831	1.5	1.52	1	131	10	96	99	4.9	0.7	0.9	3.75	24	5	<1
12655	<0.2	17.0	647	1.8	1.67	<1	188	11	85	64	6.1	0.6	1.1	4.94	29	7	2

SRC Geoanalytical Laboratories

125 - 15 Innovation Blvd., Saskatoon, Saskatchewan, S7N 2X8
 Tel: (306) 933-8118 Fax: (306) 933-5656 Email: geolab@src.sk.ca

Report No: G-09-1393

Azimet Exploration Inc.
 Attention: Jean-Marc Lulin
 PO #/Project:
 Samples: 137

Date of Report: October 22, 2009

ICPI Total Digestion

Sample Number	Ag ppm	Al2O3 wt %	Ba ppm	Be ppm	CaO wt %	Cd ppm	Ce ppm	Co ppm	Cr ppm	Cu ppm	Dy ppm	Er ppm	Eu ppm	Fe2O3 wt %	Ga ppm	Gd ppm	Hf ppm
12656	<0.2	15.9	854	1.3	1.33	<1	156	6	90	40	4.2	0.3	0.9	3.22	23	6	1
12664	<0.2	16.9	850	1.4	1.61	<1	340	3	164	19	15.2	2.1	1.4	1.26	20	19	1
12671	<0.2	22.5	323	2.6	5.12	1	240	15	112	29	7.9	2.2	1.3	3.63	26	11	5
12672	<0.2	18.6	406	2.2	3.57	1	719	24	194	30	20.8	2.2	2.4	5.76	30	30	<1
12673	<0.2	13.2	143	1.0	3.18	<1	24	4	123	55	8.0	1.6	1.1	0.59	12	6	7
12681	<0.2	9.76	114	2.2	1.19	<1	10	1	173	9	3.3	<0.2	0.4	0.69	13	3	2
12682	<0.2	13.0	346	1.7	1.07	<1	8	1	113	12	5.7	<0.2	0.6	1.43	16	5	3
12688	<0.2	11.6	291	1.3	1.03	<1	7	1	194	9	5.0	<0.2	0.4	0.96	14	4	2
12689	<0.2	13.4	514	1.0	1.06	<1	3	2	127	6	2.0	<0.2	0.4	1.12	15	1	4
12690	<0.2	13.1	380	1.4	1.18	<1	5	<1	157	5	2.4	<0.2	0.5	0.56	14	2	2
12694	<0.2	10.6	277	1.5	1.04	<1	3	2	123	16	1.6	<0.2	0.4	1.09	13	1	3
12702	<0.2	14.3	748	1.5	1.92	<1	35	5	132	47	3.5	<0.2	0.8	1.27	19	3	7
12703	<0.2	13.6	400	1.6	2.11	<1	50	11	122	69	4.1	<0.2	0.7	0.89	18	4	4
12704	<0.2	16.8	185	2.4	3.08	1	51	4	151	43	4.2	<0.2	0.8	0.71	22	4	1
12705	<0.2	18.3	93	2.8	3.68	1	68	7	128	70	5.5	<0.2	0.9	1.70	25	5	4
12708	<0.2	15.5	287	2.0	2.63	1	196	1	147	8	6.5	<0.2	1.1	0.66	18	9	<1
12711	<0.2	14.7	704	1.3	1.60	1	285	3	116	26	11.0	0.2	1.2	1.09	19	14	1
CG51509/LS4	<0.2	17.6	2180	2.1	4.69	<1	161	18	116	4	3.4	2.6	2.5	7.13	25	5	3
12713	<0.2	17.9	420	2.3	2.99	1	173	3	135	7	13.0	3.1	1.1	1.63	23	13	<1
12714	<0.2	19.0	571	2.7	2.98	1	204	6	104	13	11.8	3.4	1.2	2.52	28	12	1
12716	<0.2	16.8	452	6.6	2.16	1	203	4	98	11	8.8	1.7	0.9	2.12	29	11	1
12723	<0.2	14.0	828	1.3	1.17	<1	51	1	118	5	4.8	0.7	0.6	0.60	15	4	1
12733	<0.2	11.8	649	1.1	1.11	<1	155	2	169	11	25.5	3.8	1.1	1.42	13	21	1
12734	<0.2	14.7	231	2.1	3.26	<1	25	15	196	18	9.5	2.3	0.8	3.74	22	6	1
12736	<0.2	12.8	896	1.1	0.92	<1	45	<1	127	4	5.5	1.1	0.5	0.54	13	4	<1
12739	<0.2	12.8	66	2.2	1.99	<1	11	5	137	27	5.3	1.8	0.4	1.74	19	3	8
12740	<0.2	10.9	98	2.1	1.19	<1	81	5	172	23	9.3	1.9	0.6	2.70	20	8	17
12741	<0.2	9.37	501	1.1	0.13	<1	66	2	135	13	6.0	2.0	0.4	1.29	12	5	10
12801	<0.2	20.1	148	1.4	3.00	1	15	3	87	33	12.5	<0.2	0.7	1.92	29	8	97
12740 R	<0.2	10.9	96	2.3	1.21	<1	84	5	173	24	9.9	1.7	0.6	2.81	20	9	20
CG51509/LS4	<0.2	17.8	2060	2.1	4.58	1	153	18	125	4	3.4	2.3	2.2	7.18	24	5	4
12665	<0.2	17.0	849	1.5	1.68	<1	202	5	96	31	15.8	8.9	1.2	2.48	21	14	5
12669	<0.2	20.7	459	2.2	4.23	1	149	20	180	83	6.7	3.8	0.7	6.22	31	8	3
12804	<0.2	16.8	497	1.4	1.37	<1	47	32	233	13	36.8	21.9	0.9	9.46	31	28	30
12658	<0.2	8.09	700	0.4	0.33	<1	860	2	195	21	48.7	27.4	2.3	1.07	6	52	9
12659	<0.2	6.24	225	0.6	0.76	<1	1110	4	202	34	55.4	30.2	2.6	1.58	7	61	8
12666	<0.2	17.2	336	2.1	2.81	<1	1140	4	167	24	68.3	38.0	3.1	2.42	21	71	15
12687	<0.2	11.3	467	0.9	0.80	<1	21	2	162	19	20.3	9.8	0.6	2.24	15	17	5
12737	<0.2	23.1	269	1.6	4.55	1	105	11	107	40	34.9	20.0	1.2	4.23	21	24	11
12737 R	<0.2	22.9	261	1.6	4.29	1	101	11	104	38	33.0	20.2	1.2	4.20	20	23	10

SRC Geoanalytical Laboratories

Report No: G-09-1393

Azimet Exploration Inc.
 Attention: Jean-Marc Lulin
 PO #/Project:
 Samples: 137

125 - 15 Innovation Blvd., Saskatoon, Saskatchewan, S7N 2X8
 Tel: (306) 933-8118 Fax: (306) 933-5656 Email: geolab@src.sk.ca

Date of Report: October 22, 2009

ICPI Total Digestion

Sample Number	Ho ppm	K2O wt %	La ppm	Li ppm	MqO wt %	MnO wt %	Mo ppm	Na2O wt %	Nb ppm	Nd ppm	Ni ppm	P2O5 wt %	Pb ppm	Pr ppm	Sc ppm	Sm ppm	Sn ppm
CG51509/LS4	1	3.09	80	28	2.68	0.07	1	3.14	8	63	24	0.67	18	15	11	8	3
12651	<1	5.59	10	27	0.70	0.03	4	3.59	6	7	6	0.04	66	1	2	1	5
12653	<1	4.22	10	25	0.70	0.02	4	3.43	5	6	6	0.03	90	1	2	1	<1
12654	<1	4.61	45	18	0.59	0.02	4	3.56	4	32	5	0.05	66	8	2	5	9
12657	<1	6.45	11	7	0.24	<0.01	14	2.29	2	8	4	0.03	57	2	<1	1	1
12660	<1	7.18	17	23	0.73	0.02	70	2.37	7	12	4	0.04	65	2	3	2	<1
12661	<1	4.84	19	22	1.62	0.04	27	1.91	1	13	29	0.06	44	2	7	2	2
12662	<1	1.87	18	40	3.23	0.08	5	3.34	<1	11	51	0.10	26	1	15	2	<1
12663	<1	6.03	42	7	0.22	<0.01	6	3.13	2	31	4	0.05	49	8	<1	5	3
12667	1	1.26	5	36	5.61	0.17	1	2.89	5	7	93	0.15	12	<1	43	2	2
12668	<1	0.82	4	25	2.94	0.07	4	4.14	8	5	97	0.12	17	<1	29	2	<1
12670	1	1.56	12	53	2.26	0.03	4	4.30	10	13	46	0.11	96	1	9	3	<1
12674	<1	2.16	7	18	0.39	0.01	18	4.61	6	6	10	0.03	69	1	1	2	2
12675	<1	5.60	2	18	0.39	0.02	6	2.85	4	2	6	0.02	42	<1	1	<1	7
12676	<1	6.88	23	20	0.46	0.02	3	0.90	8	16	6	0.09	45	4	4	2	1
12677	1	2.40	43	29	0.85	0.04	20	6.71	7	38	6	0.14	60	9	5	7	<1
12678	<1	0.44	3	5	18.4	0.02	3	0.04	2	<1	6	0.02	<1	<1	<1	6	<1
12679	<1	3.55	4	3	0.08	<0.01	7	3.57	<1	2	6	0.03	40	<1	<1	1	<1
12680	<1	3.45	6	16	0.32	0.02	14	4.82	7	4	6	0.04	73	<1	2	1	<1
12683	<1	5.68	2	7	0.14	<0.01	29	3.09	3	1	4	0.02	73	<1	1	<1	<1
CG51509/LS4	1	3.11	80	27	2.71	0.07	1	3.19	8	64	25	0.69	19	15	11	8	4
12684	<1	2.38	9	6	0.12	0.01	67	1.69	5	8	4	0.02	50	1	1	2	2
12685	<1	2.56	3	11	0.21	0.02	33	1.57	11	4	4	0.02	58	<1	2	1	<1
12686	<1	2.66	2	36	0.78	0.04	155	1.61	21	3	4	0.04	76	<1	7	1	<1
12691	<1	8.29	3	11	0.19	0.01	4	2.29	2	2	4	0.05	58	<1	1	<1	<1
12692	<1	7.33	4	16	0.28	0.02	5	3.08	4	3	5	0.05	56	<1	1	1	<1
12693	<1	5.09	3	22	0.39	0.03	10	3.41	6	2	4	0.04	67	<1	2	1	<1
12701	<1	5.62	8	9	0.20	<0.01	7	2.95	1	6	4	0.02	52	1	<1	1	3
12706	<1	3.98	31	9	0.24	<0.01	32	3.81	1	22	4	0.03	53	5	<1	4	<1
12707	<1	1.37	44	11	0.25	0.01	25	4.48	2	33	5	0.04	69	8	<1	5	<1
12709	<1	3.73	74	24	0.62	0.02	59	4.30	5	52	5	0.05	136	13	2	8	<1
12710	<1	4.69	65	16	0.48	0.02	21	3.04	4	48	4	0.05	156	12	1	7	1
12712	1	3.24	43	33	1.52	0.05	29	4.14	9	33	23	0.12	88	8	7	5	3
12715	<1	2.30	26	50	2.30	0.05	293	3.94	12	20	34	0.10	49	4	10	3	1
12717	<1	3.79	5	6	0.14	<0.01	7	3.16	2	3	5	0.02	43	<1	<1	1	1
12718	<1	3.94	5	13	0.36	0.02	8	2.14	7	5	8	0.02	35	<1	2	1	1
12719	<1	6.18	7	12	0.25	0.01	7	2.58	5	5	7	0.02	34	1	1	1	2
12720	<1	6.98	2	20	0.38	0.02	3	1.78	7	1	4	0.02	32	<1	2	<1	1
12721	<1	7.43	9	12	0.22	0.01	4	2.48	5	6	5	0.02	35	1	1	1	2
12717 R	<1	3.74	4	5	0.13	<0.01	6	3.10	2	3	6	0.02	44	<1	<1	1	<1

SRC Geoanalytical Laboratories

125 - 15 Innovation Blvd., Saskatoon, Saskatchewan, S7N 2X8
 Tel: (306) 933-8118 Fax: (306) 933-5656 Email: geolab@src.sk.ca

Report No: G-09-1393

Azimet Exploration Inc.
 Attention: Jean-Marc Lulin
 PO #/Project:
 Samples: 137

Date of Report: October 22, 2009

ICP1 Total Digestion

Sample Number	Ho ppm	K2O wt %	La ppm	Li ppm	MgO wt %	MnO wt %	Mo ppm	Na2O wt %	Nb ppm	Nd ppm	Ni ppm	P2O5 wt %	Pb ppm	Pr ppm	Sc ppm	Sm ppm	Sn ppm
CG51509/LS4	1	3.15	82	28	2.77	0.07	1	3.24	9	65	24	0.69	20	15	11	8	3
12722	<1	5.77	38	7	0.14	0.01	6	2.83	2	31	5	0.03	96	7	<1	5	1
12724	<1	1.17	12	25	1.94	0.06	4	3.93	7	11	65	0.07	51	1	17	3	<1
12725	<1	1.59	10	15	0.40	0.02	10	4.53	7	9	11	0.03	94	1	2	2	<1
12726	<1	0.72	11	16	0.42	0.02	4	4.37	8	10	11	0.03	67	2	2	2	<1
12727	<1	6.37	6	8	0.17	<0.01	4	1.90	4	4	5	0.02	40	<1	1	1	<1
12728	<1	6.79	7	15	0.35	0.02	3	1.78	6	5	5	0.02	36	1	2	1	<1
12729	<1	6.68	1	9	0.19	<0.01	9	1.52	4	2	5	0.02	58	<1	1	<1	1
12730	<1	4.42	3	10	0.23	0.01	4	2.88	4	3	9	0.02	38	<1	1	<1	<1
12731	<1	6.31	2	5	0.10	<0.01	5	2.10	1	1	4	0.02	33	<1	<1	<1	<1
12732	<1	6.49	1	8	0.15	<0.01	3	1.96	3	1	4	0.02	38	<1	1	<1	2
12735	1	1.69	11	15	4.33	0.12	2	3.56	2	12	128	0.09	69	<1	31	4	<1
12738	1	3.96	61	27	0.84	0.02	83	4.15	8	51	13	0.18	105	12	3	8	1
12742	<1	6.88	6	17	0.43	0.02	16	1.61	9	7	7	0.02	43	1	2	1	1
12743	<1	6.85	13	8	0.25	0.02	4	2.09	8	13	5	0.02	56	3	2	2	2
12744	<1	6.79	3	11	0.30	0.02	4	2.12	8	4	6	0.02	40	<1	2	1	2
12745	<1	5.84	4	7	0.22	0.01	3	2.40	7	4	4	0.02	36	1	1	1	1
12746	<1	6.96	6	7	0.22	0.01	3	1.89	7	6	5	0.02	45	1	1	1	1
12747	<1	6.53	7	9	0.26	0.01	4	2.52	9	7	5	0.02	52	1	1	1	1
12748	<1	6.07	22	14	0.56	0.02	21	3.19	4	15	6	0.04	105	4	2	2	<1
CG51509/LS4	1	3.15	84	28	2.76	0.07	1	3.26	8	67	25	0.69	19	15	11	8	3
12751	3	0.66	27	12	6.30	0.17	4	2.78	10	36	25	0.54	11	4	39	8	<1
12752	1	2.59	24	37	3.16	0.05	4	1.47	8	22	34	0.09	15	4	11	3	<1
12753	<1	0.88	7	3	27.1	0.18	<1	0.03	<1	2	1120	0.07	3	<1	15	<1	<1
12754	<1	5.17	24	29	0.26	0.02	3	3.23	6	17	36	0.03	48	4	2	3	<1
12755	<1	0.06	2	5	23.2	0.19	<1	0.13	<1	1	560	0.08	4	<1	51	2	<1
12756	<1	5.15	36	17	0.49	0.02	3	3.82	12	21	9	0.09	45	6	1	2	<1
12802	<1	1.48	14	14	0.76	0.02	23	4.04	7	10	6	0.08	18	2	4	2	<1
12803	1	0.46	7	18	9.98	0.22	1	0.84	5	11	51	0.20	4	<1	41	4	<1
12805	<1	1.07	3	12	28.3	0.20	<1	0.09	<1	2	880	0.09	4	<1	10	<1	<1
12806	<1	4.29	35	52	3.29	0.08	13	0.70	3	28	74	0.19	18	6	11	4	<1
12807	<1	2.75	30	48	2.74	0.07	10	0.65	3	22	57	0.15	14	4	10	3	<1
12808	<1	3.11	40	53	1.62	0.02	6	0.20	8	26	24	0.05	15	6	6	2	1
12809	<1	3.43	41	27	0.81	0.02	5	1.87	3	25	27	0.08	20	6	5	3	2
12810	<1	3.75	27	38	1.92	0.04	13	0.62	1	22	42	0.35	16	5	8	3	<1
12811	<1	0.61	13	7	5.42	0.09	32	0.15	<1	13	351	0.22	17	<1	5	<1	<1
12808 R	1	3.16	42	55	1.66	0.03	7	0.22	9	28	26	0.06	17	7	7	3	1
CG51509/LS4	2	3.15	87	28	2.76	0.07	1	3.20	8	59	24	0.68	21	15	13	8	4
12652	1	5.41	66	53	1.44	0.05	3	3.28	10	43	9	0.06	173	11	6	6	3
12655	1	4.94	108	66	2.25	0.07	3	3.77	15	63	10	0.08	160	16	10	9	4

SRC Geoanalytical Laboratories

Report No: G-09-1393

Azimet Exploration Inc.
 Attention: Jean-Marc Lulin
 PO #/Project:
 Samples: 137

125 - 15 Innovation Blvd., Saskatoon, Saskatchewan, S7N 2X8
 Tel: (306) 933-8118 Fax: (306) 933-5656 Email: geolab@src.sk.ca

Date of Report: October 22, 2009

ICP1 Total Digestion

Sample Number	Ho ppm	K2O wt %	La ppm	Li ppm	MgO wt %	MnO wt %	Mo ppm	Na2O wt %	Nb ppm	Nd ppm	Ni ppm	P2O5 wt %	Pb ppm	Pr ppm	Sc ppm	Sm ppm	Sn ppm
12656	1	5.66	76	38	1.36	0.04	3	3.32	10	52	6	0.06	142	13	6	7	3
12664	2	5.86	156	15	0.54	0.03	47	3.72	5	113	7	0.08	376	29	3	19	<1
12671	2	1.57	124	56	2.24	0.03	3	5.28	11	79	63	0.07	108	21	6	13	<1
12672	4	2.33	375	90	3.47	0.05	138	4.19	23	232	77	0.14	402	62	16	35	<1
12673	1	0.41	10	11	0.21	<0.01	6	3.99	6	11	6	0.05	250	1	<1	4	1
12681	<1	1.50	4	8	0.15	0.01	172	3.10	5	5	5	0.02	169	<1	1	2	<1
12682	1	4.45	3	24	0.43	0.03	190	3.13	10	7	5	0.02	427	<1	5	2	<1
12688	<1	3.85	2	13	0.24	0.02	16	2.93	4	5	4	0.01	225	<1	2	2	<1
12689	<1	5.19	1	18	0.32	0.02	10	2.99	3	1	4	0.02	109	<1	2	1	<1
12690	<1	4.39	2	6	0.13	<0.01	14	3.31	1	2	5	0.03	130	<1	<1	1	<1
12694	<1	3.08	1	12	0.22	0.02	25	2.82	3	1	3	0.02	126	<1	2	1	<1
12702	<1	3.91	17	18	0.46	0.02	8	3.52	2	12	5	0.03	165	1	1	2	4
12703	<1	2.19	25	11	0.29	0.01	9	3.89	1	17	7	0.03	180	3	<1	3	6
12704	<1	1.09	25	10	0.24	<0.01	27	5.28	1	17	5	0.03	162	3	<1	4	2
12705	1	0.88	32	24	0.67	0.02	33	5.71	5	23	8	0.05	205	5	2	5	6
12708	<1	1.75	93	11	0.26	0.01	36	4.43	2	65	5	0.05	149	17	<1	10	<1
12711	1	4.33	135	15	0.48	0.02	54	3.52	3	97	5	0.07	332	26	2	15	<1
CG51509/LS4	1	3.12	84	27	2.70	0.07	2	3.16	8	59	23	0.66	18	14	13	8	3
12713	2	2.99	79	20	0.82	0.03	69	5.01	6	59	7	0.48	263	14	3	11	<1
12714	2	3.46	105	31	1.29	0.04	50	5.04	9	68	10	0.24	259	17	6	11	1
12716	1	3.29	103	32	0.86	0.05	36	5.78	22	72	8	0.08	225	19	6	11	1
12723	1	5.86	26	8	0.20	0.01	4	2.92	3	19	5	0.02	120	4	1	4	1
12733	4	4.37	70	24	0.54	0.03	53	2.58	5	68	10	0.06	704	14	3	14	<1
12734	2	2.56	8	47	2.01	0.08	11	3.61	11	13	45	0.05	322	<1	16	4	1
12736	<1	5.84	24	8	0.16	0.01	4	2.52	2	14	5	0.02	190	3	<1	3	<1
12739	1	0.79	4	24	0.55	0.02	28	4.28	14	5	7	0.04	147	<1	4	2	1
12740	2	2.30	37	39	0.86	0.05	51	3.05	20	31	14	0.04	226	7	6	7	1
12741	1	5.62	28	16	0.37	0.02	7	1.49	9	24	7	0.02	152	5	3	5	1
12801	4	2.02	4	22	0.66	0.03	3	6.23	9	<1	7	0.04	1060	<1	5	4	1
12740 R	2	2.30	36	41	0.89	0.05	49	3.07	20	33	14	0.04	233	7	6	7	1
CG51509/LS4	1	3.19	82	29	2.74	0.07	1	3.30	8	61	26	0.64	19	15	12	8	3
12665	2	6.06	109	34	1.20	0.04	230	3.72	10	74	8	0.08	554	18	6	13	<1
12669	1	2.71	81	86	3.27	0.05	26	4.71	18	57	45	0.24	199	14	13	10	<1
12804	8	5.35	16	134	5.54	0.16	1	5.19	72	41	99	0.06	1550	<1	25	15	<1
12658	7	4.52	456	16	0.43	0.02	322	1.32	6	317	4	0.13	1360	89	2	54	<1
12659	8	1.53	577	24	0.67	0.03	541	1.57	8	406	4	0.16	1390	110	3	64	<1
12666	11	2.32	617	35	1.10	0.04	563	5.01	13	421	5	0.20	2160	116	5	71	<1
12687	3	5.48	3	37	0.64	0.04	225	2.03	12	23	4	0.40	1120	<1	5	9	<1
12737	6	1.81	47	78	2.20	0.04	464	6.61	9	57	15	0.06	1350	7	5	15	<1
12737 R	6	1.81	46	78	2.21	0.04	456	6.52	10	55	15	0.06	1290	5	6	15	<1

SRC Geoanalytical Laboratories

125 - 15 Innovation Blvd., Saskatoon, Saskatchewan, S7N 2X8
 Tel: (306) 933-8118 Fax: (306) 933-5656 Email: geolab@src.sk.ca

Report No: G-09-1393

Azimut Exploration Inc.
 Attention: Jean-Marc Lulin
 PO #/Project:
 Samples: 137

Date of Report: October 22, 2009

ICPI Total Digestion

Sample Number	Sr ppm	Ta ppm	Tb ppm	Th ppm	TiO2 wt %	U, ICP ppm	V ppm	W ppm	Y ppm	Yb ppm	Zn ppm	Zr ppm
CG51509/LS4	1120	<1	<1	13	1.04	3	118	<1	21	1.8	85	168
12651	250	<1	<1	19	0.21	77	24	<1	9	1.1	67	35
12653	203	<1	<1	28	0.19	160	22	<1	13	1.7	111	161
12654	207	<1	<1	42	0.14	52	20	<1	12	0.9	34	55
12657	171	<1	<1	15	0.07	38	8	<1	4	0.5	16	12
12660	187	<1	<1	17	0.20	88	33	<1	8	0.7	38	8
12661	158	<1	<1	15	0.20	39	50	<1	10	0.9	47	13
12662	234	<1	<1	9	0.41	10	105	<1	11	1.1	79	85
12663	199	<1	<1	33	0.05	20	8	<1	12	0.8	11	12
12667	133	1	<1	2	1.04	9	321	<1	26	3.2	132	26
12668	189	<1	<1	9	0.66	15	220	<1	19	2.4	73	33
12670	212	<1	<1	71	0.46	295	90	<1	27	2.8	84	112
12674	280	<1	<1	49	0.14	78	13	<1	12	1.3	23	86
12675	235	<1	<1	19	0.12	28	13	<1	6	0.7	25	19
12676	80	<1	<1	13	0.18	9	11	1	13	1.1	17	84
12677	221	<1	<1	122	0.35	92	24	<1	20	2.2	82	374
12678	136	<1	<1	<1	0.02	<2	3	<1	6	0.1	12	1
12679	99	<1	<1	34	<0.01	26	1	<1	15	1.9	8	143
12680	146	<1	<1	43	0.14	130	13	<1	8	1.0	32	134
12683	118	<1	<1	47	0.06	84	5	<1	5	0.6	10	84
CG51509/LS4	1140	<1	<1	14	1.05	4	122	<1	21	1.8	90	151
12684	46	<1	<1	30	0.05	88	3	<1	8	1.0	14	23
12685	41	2	<1	39	0.10	91	9	3	9	1.3	17	22
12686	59	5	<1	49	0.30	220	25	<1	14	1.5	107	13
12691	146	<1	<1	23	0.08	33	6	<1	7	0.8	19	19
12692	148	<1	<1	29	0.12	45	9	<1	7	0.8	26	21
12693	135	<1	<1	45	0.16	120	13	<1	8	0.8	41	56
12701	225	<1	<1	26	0.06	194	5	<1	8	0.9	9	25
12706	214	<1	<1	26	0.05	105	7	<1	11	0.8	17	9
12707	208	<1	<1	37	0.06	215	8	<1	16	1.2	13	10
12709	238	<1	<1	74	0.16	461	24	<1	27	2.0	29	17
12710	190	<1	<1	71	0.12	340	17	<1	24	2.1	29	21
12712	192	<1	<1	40	0.28	262	56	<1	28	2.9	63	45
12715	211	<1	<1	25	0.38	168	77	<1	22	2.4	77	25
12717	146	<1	<1	17	0.04	56	6	<1	7	0.9	6	50
12718	113	<1	<1	17	0.10	42	14	<1	9	1.2	15	65
12719	146	<1	<1	13	0.08	9	11	<1	7	0.9	12	31
12720	130	<1	<1	9	0.12	8	16	<1	5	0.7	20	29
12721	156	<1	<1	12	0.07	8	9	<1	7	0.9	11	27
12717 R	143	<1	<1	15	0.04	55	5	<1	7	1.0	6	52

SRC Geoanalytical Laboratories

125 - 15 Innovation Blvd., Saskatoon, Saskatchewan, S7N 2X8
 Tel: (306) 933-8118 Fax: (306) 933-5656 Email: geolab@src.sk.ca

Report No: G-09-1393

Azimut Exploration Inc.
 Attention: Jean-Marc Lulin
 PO #/Project:
 Samples: 137

Date of Report: October 22, 2009

ICPI Total Digestion

Sample Number	Sr ppm	Ta ppm	Tb ppm	Th ppm	TiO2 wt %	U, ICP ppm	V ppm	W ppm	Y ppm	Yb ppm	Zn ppm	Zr ppm
CG51509/LS4	1170	<1	<1	14	1.06	3	126	<1	21	1.8	88	170
12722	151	<1	<1	65	0.04	321	8	<1	29	3.2	14	39
12724	138	<1	<1	20	0.38	71	121	<1	19	2.5	54	50
12725	164	<1	<1	21	0.09	170	14	<1	15	2.1	19	17
12726	142	<1	<1	13	0.10	19	16	<1	10	1.3	23	19
12727	123	<1	<1	8	0.04	21	7	<1	6	0.8	8	7
12728	130	<1	<1	7	0.09	7	13	<1	5	0.6	15	13
12729	120	<1	<1	16	0.06	57	8	<1	10	1.3	6	13
12730	142	<1	<1	6	0.06	5	10	<1	5	0.7	15	17
12731	141	<1	<1	6	0.03	5	4	<1	4	0.5	5	14
12732	151	<1	<1	8	0.05	10	6	<1	5	0.6	8	18
12735	126	<1	<1	16	0.65	154	243	<1	25	3.3	98	16
12738	183	<1	<1	72	0.19	213	34	<1	32	3.0	30	16
12742	121	1	<1	46	0.15	54	18	<1	10	1.6	37	77
12743	102	<1	<1	63	0.08	65	10	<1	15	2.3	18	124
12744	106	<1	<1	43	0.10	20	11	<1	10	1.9	27	77
12745	103	<1	<1	31	0.06	30	8	<1	11	2.0	15	42
12746	105	<1	<1	44	0.07	31	8	<1	11	2.0	19	84
12747	126	2	<1	46	0.09	47	11	<1	13	2.2	36	105
12748	210	<1	<1	46	0.15	24	22	<1	7	0.7	33	117
CG51509/LS4	1140	<1	<1	13	1.06	4	134	<1	21	1.8	92	178
12751	239	1	<1	4	2.53	6	399	<1	49	5.0	137	43
12752	87	<1	<1	10	0.58	7	73	<1	16	1.6	66	97
12753	16	2	<1	<1	0.11	7	79	<1	6	0.7	111	<1
12754	93	<1	<1	44	0.09	12	5	<1	9	0.6	32	94
12755	26	2	<1	<1	0.33	6	209	<1	9	1.0	66	<1
12756	633	<1	<1	58	0.20	17	16	<1	4	0.3	40	265
12802	231	<1	<1	14	0.20	4	60	<1	8	0.9	22	88
12803	169	1	<1	<1	1.44	6	371	<1	29	3.2	134	18
12805	<1	2	<1	<1	0.18	7	66	<1	7	0.8	121	<1
12806	124	<1	<1	12	0.40	7	147	<1	12	1.2	432	182
12807	81	<1	<1	10	0.34	7	123	<1	9	0.9	165	167
12808	28	<1	<1	19	0.42	7	121	1	8	0.8	63	220
12809	122	<1	<1	19	0.21	6	61	<1	8	0.6	71	137
12810	128	<1	<1	10	0.25	6	128	<1	14	1.3	46	164
12811	80	5	<1	3	0.26	25	248	1	19	2.1	263	50
12808 R	31	<1	<1	21	0.44	5	124	<1	10	1.0	66	222
CG51509/LS4	1160	<1	<1	14	1.02	3	121	<1	23	2.2	86	159
12652	224	<1	<1	77	0.41	342	54	<1	26	2.9	188	23
12655	207	<1	1	118	0.53	330	79	<1	31	2.7	111	60

SRC Geoanalytical Laboratories

125 - 15 Innovation Blvd., Saskatoon, Saskatchewan, S7N 2X8
 Tel: (306) 933-8118 Fax: (306) 933-5656 Email: geolab@src.sk.ca

Report No: G-09-1393

Azimut Exploration Inc.
 Attention: Jean-Marc Lulin
 PO #/Project:
 Samples: 137

Date of Report: October 22, 2009

ICP1 Total Digestion

Sample Number	Sr ppm	Ta ppm	Tb ppm	Th ppm	TiO2 wt %	U, ICP ppm	V ppm	W ppm	Y ppm	Yb ppm	Zn ppm	Zr ppm
12656	194	<1	<1	100	0.36	244	49	<1	21	2.0	75	40
12664	197	<1	3	193	0.13	917	22	<1	64	6.7	29	43
12671	297	<1	1	144	0.48	264	75	<1	42	3.7	47	137
12672	225	<1	4	344	0.79	1110	142	<1	102	7.4	77	5
12673	247	<1	1	176	0.21	524	7	<1	44	5.8	9	222
12681	84	<1	<1	88	0.05	402	3	<1	17	2.1	14	62
12682	114	<1	1	240	0.17	1030	16	<1	25	2.9	34	99
12688	110	<1	1	144	0.09	560	6	<1	24	2.9	19	69
12689	145	<1	<1	72	0.12	237	10	<1	11	1.3	24	150
12690	133	<1	<1	76	0.04	238	3	<1	11	1.5	13	70
12694	102	<1	<1	86	0.10	193	7	<1	8	1.2	19	100
12702	239	<1	<1	72	0.14	537	15	<1	20	3.1	28	236
12703	201	<1	<1	81	0.07	514	9	<1	20	2.8	22	121
12704	243	<1	<1	72	0.07	414	7	<1	21	2.7	13	39
12705	263	<1	1	105	0.19	520	22	<1	31	4.0	35	130
12708	196	<1	1	88	0.06	472	9	<1	29	2.6	14	26
12711	191	<1	2	154	0.12	791	19	<1	47	4.7	31	50
CG51509/LS4	1130	<1	<1	13	1.00	2	121	<1	22	2.0	86	145
12713	216	<1	2	84	0.17	873	31	<1	75	8.4	38	14
12714	235	<1	2	102	0.27	612	45	<1	68	7.5	51	35
12716	195	7	1	109	0.21	530	31	<1	41	4.3	42	61
12723	154	<1	<1	48	0.05	368	6	<1	26	3.2	10	37
12733	161	<1	4	254	0.15	1950	19	<1	123	15.8	27	21
12734	145	<1	1	97	0.37	750	94	<1	50	7.7	69	39
12736	174	<1	<1	56	0.04	416	5	<1	31	4.9	9	21
12739	132	2	1	146	0.18	307	24	<1	34	6.0	41	233
12740	87	4	2	238	0.29	572	40	<1	53	8.7	72	545
12741	81	2	1	132	0.12	214	15	<1	34	5.2	29	290
12801	284	<1	6	1500	0.25	1990	22	<1	62	17.0	47	2880
12740 R	89	4	2	241	0.29	592	39	<1	59	8.9	70	550
CG51509/LS4	1150	<1	<1	16	1.04	<2	116	<1	22	1.9	80	170
12665	225	<1	2	166	0.29	1540	44	<1	76	7.1	61	68
12669	216	<1	1	169	0.75	267	146	<1	38	3.4	86	102
12804	96	16	6	605	1.48	4500	128	<1	211	25.1	266	651
12658	120	<1	9	620	0.11	4550	19	<1	210	20.2	22	19
12659	88	<1	10	719	0.17	4400	27	<1	237	21.4	31	13
12666	237	<1	12	832	0.28	6680	42	<1	316	27.7	54	76
12687	84	<1	3	552	0.27	2730	19	<1	86	7.7	77	13
12737	318	<1	5	361	0.53	3850	75	<1	157	18.0	49	106
12737 R	312	<1	5	352	0.53	3780	78	<1	157	17.6	49	107

Azimut Exploration Inc.
Attention: Jean-Marc Lulin
PO #/Project:
Samples: 137

SRC Geoanalytical Laboratories
125 - 15 Innovation Blvd., Saskatoon, Saskatchewan, S7N 2X8
Tel: (306) 933-8118 Fax: (306) 933-5656 Email: geolab@src.sk.ca

Report No: G-09-1393

Date of Report: October 22, 2009

ICP1 Total Digestion

Sample Number	Sr ppm	Ta ppm	Tb ppm	Th ppm	TiO2 wt %	U, ICP ppm	V ppm	W ppm	Y ppm	Yb ppm	Zn ppm	Zr ppm
------------------	-----------	-----------	-----------	-----------	--------------	---------------	----------	----------	----------	-----------	-----------	-----------

Total Digestion: A 0.125 g pulp is gently heated in a mixture of HF/HNO3/HClO4 until dry and the residue is dissolved in dilute HNO3.
The standard is CG51509.

Azimut Exploration Inc.
Attention: Jean-Marc Lulin
PO #/Project:
Samples: 137

SRC Geoanalytical Laboratories
125 - 15 Innovation Blvd., Saskatoon, Saskatchewan, S7N 2X8
Tel: (306) 933-8118 Fax: (306) 933-5656 Email: geolab@src.sk.ca

Report No: G-09-1393

Date of Report: October 29, 2009

TEST REPORT
Method U3O8

Column Header Details

U3O8 Assay by ICP in wt % (U3O8)

Sample Number	U3O8 wt %
BL4a	0.148
12672	0.126
12682	0.122
12733	0.236
12801	0.245
12682 R	0.122
BL4a	0.147
12665	0.204
12804	0.565
12665 R	0.218
BL2a	0.497
12658	0.569
12659	0.533
12666	0.818
12687	0.331
12737	0.491
12737 R	0.479

Uranium Assay: A 1.00 g pulp is digested with 24 ml of 3:1 HCl:HNO₃ for 1 hour at 95 C.

SRC Geoanalytical Laboratories
 125 - 15 Innovation Blvd., Saskatoon, Saskatchewan, S7N 2X8
 Tel: (306) 933-8118 Fax: (306) 933-5656 Email: geolab@src.sk.ca

Azimut Exploration Inc.
 Attention: Jean-Marc Lulin
 PO #/Project:
 Samples: 137

Group #	Description	Date	Sample Type	Ag ICP1 Total Digestion ppm	Al2O3 ICP1 Total Digestion wt %	Ba ICP1 Total Digestion ppm	Be ICP1 Total Digestion ppm	CaO ICP1 Total Digestion wt %
G-2009-1393	CG51509/LS4	10-08-2009	Standard	<0.2	17,6	2140	2	4,65
G-2009-1393	12651	10-08-2009	Basement	<0.2	15,8	938	1,5	1,39
G-2009-1393	12653	10-08-2009	Basement	<0.2	14,4	665	1,4	1,48
G-2009-1393	12654	10-08-2009	Basement	<0.2	14,9	750	1,3	1,55
G-2009-1393	12657	10-08-2009	Basement	<0.2	12,6	1040	0,7	0,65
G-2009-1393	12660	10-08-2009	Basement	<0.2	14,2	1120	0,8	0,79
G-2009-1393	12661	10-08-2009	Basement	<0.2	11,7	795	0,8	1,82
G-2009-1393	12662	10-08-2009	Basement	<0.2	15,5	336	1,3	4,91
G-2009-1393	12663	10-08-2009	Basement	<0.2	14,8	940	1,2	1,36
G-2009-1393	12667	10-08-2009	Basement	0,3	16,1	83	0,8	8,62
G-2009-1393	12668	10-08-2009	Basement	0,2	17,9	151	1,2	6,84
G-2009-1393	12670	10-08-2009	Basement	<0.2	18,2	311	2,1	4,26
G-2009-1393	12674	10-08-2009	Basement	<0.2	16,9	495	1	3,17
G-2009-1393	12675	10-08-2009	Basement	<0.2	13,8	1440	0,5	1,18
G-2009-1393	12676	10-08-2009	Basement	<0.2	15	691	1	0,13
G-2009-1393	12677	10-08-2009	Basement	<0.2	19,5	139	3	3,2
G-2009-1393	12678	10-08-2009	Basement	0,3	0,85	73	<0.2	32,6
G-2009-1393	12679	10-08-2009	Basement	<0.2	13,2	151	1,2	1,54
G-2009-1393	12680	10-08-2009	Basement	<0.2	16,2	308	3,1	2,34
G-2009-1393	12683	10-08-2009	Basement	<0.2	13,7	353	1,2	0,94
G-2009-1393	CG51509/LS4	10-08-2009	Standard	<0.2	17,6	2170	2	4,71
G-2009-1393	12684	10-08-2009	Basement	<0.2	6,58	142	1,5	0,42
G-2009-1393	12685	10-08-2009	Basement	<0.2	6,58	115	1,4	0,37
G-2009-1393	12686	10-08-2009	Basement	<0.2	7,83	213	1,4	0,41
G-2009-1393	12691	10-08-2009	Basement	<0.2	14,2	700	0,6	0,46
G-2009-1393	12692	10-08-2009	Basement	<0.2	15,4	609	1,1	0,83
G-2009-1393	12693	10-08-2009	Basement	<0.2	14,1	410	1,4	1,17
G-2009-1393	12701	10-08-2009	Basement	<0.2	13,9	1010	1,1	1,2
G-2009-1393	12706	10-08-2009	Basement	<0.2	15,1	676	1,6	1,99
G-2009-1393	12707	10-08-2009	Basement	<0.2	14,6	211	2,1	2,79
G-2009-1393	12709	10-08-2009	Basement	<0.2	16,4	616	1,8	2,34
G-2009-1393	12710	10-08-2009	Basement	<0.2	13,4	792	1,3	1,3
G-2009-1393	12712	10-08-2009	Basement	<0.2	16,3	416	2,5	2,45
G-2009-1393	12715	10-08-2009	Basement	<0.2	15,8	227	2,3	2,62
G-2009-1393	12717	10-08-2009	Basement	<0.2	12,9	622	1,6	1,62
G-2009-1393	12718	10-08-2009	Basement	<0.2	10,2	580	1	0,9
G-2009-1393	12719	10-08-2009	Basement	<0.2	13,4	890	1,4	0,98
G-2009-1393	12720	10-08-2009	Basement	<0.2	11,9	1080	0,5	0,36
G-2009-1393	12721	10-08-2009	Basement	<0.2	14,3	1080	1	0,73
G-2009-1393	12717 R	10-08-2009	Repeat	<0.2	12,7	615	1,6	1,6
G-2009-1393	CG51509/LS4	10-08-2009	Standard	<0.2	17,9	2240	2	4,76
G-2009-1393	12722	10-08-2009	Basement	<0.2	13,3	816	1,1	0,97
G-2009-1393	12724	10-08-2009	Basement	0,7	15,9	197	2,7	5,25
G-2009-1393	12725	10-08-2009	Basement	<0.2	14,9	217	4	2,84
G-2009-1393	12726	10-08-2009	Basement	<0.2	13,7	91	3,8	2,78
G-2009-1393	12727	10-08-2009	Basement	<0.2	11,9	844	1,3	0,77
G-2009-1393	12728	10-08-2009	Basement	<0.2	12,1	927	1	0,64
G-2009-1393	12729	10-08-2009	Basement	<0.2	10,9	893	0,6	0,27
G-2009-1393	12730	10-08-2009	Basement	<0.2	12,4	612	1,4	1,18
G-2009-1393	12731	10-08-2009	Basement	<0.2	11,7	909	0,8	0,47
G-2009-1393	12732	10-08-2009	Basement	<0.2	11,5	980	0,6	0,32
G-2009-1393	12735	10-08-2009	Basement	0,2	16	224	0,9	7,66
G-2009-1393	12736	10-08-2009	Basement	<0.2	16	821	1,5	2,31
G-2009-1393	12742	10-08-2009	Basement	<0.2	11	967	0,8	0,12
G-2009-1393	12743	10-08-2009	Basement	<0.2	11,9	659	1	0,26
G-2009-1393	12744	10-08-2009	Basement	<0.2	11,9	713	1	0,25
G-2009-1393	12745	10-08-2009	Basement	<0.2	11,9	575	1,5	0,51
G-2009-1393	12746	10-08-2009	Basement	<0.2	11,7	658	1	0,26
G-2009-1393	12747	10-08-2009	Basement	<0.2	12,8	740	1,5	0,54
G-2009-1393	12748	10-08-2009	Basement	<0.2	15,5	1010	1,3	1,46

G-2009-1393	CG51509/LS4	10-08-2009	Standard	<0.2	17.8	2240	2	4.74
G-2009-1393	12751	10-08-2009	Basement	<0.2	13.3	272	1	10.8
G-2009-1393	12752	10-08-2009	Basement	0.4	12.4	445	1.8	4.23
G-2009-1393	12753	10-08-2009	Basement	0.2	4.42	29	0.3	5.46
G-2009-1393	12754	10-08-2009	Basement	<0.2	13	290	1.4	0.82
G-2009-1393	12755	10-08-2009	Basement	0.6	3.9	12	<0.2	10.8
G-2009-1393	12756	10-08-2009	Basement	<0.2	14	1620	2.8	1
G-2009-1393	12802	10-08-2009	Basement	<0.2	13.6	176	1.3	2.38
G-2009-1393	12803	10-08-2009	Basement	0.6	12.4	84	1.2	15.3
G-2009-1393	12805	10-08-2009	Basement	0.4	2.59	35	0.2	1.29
G-2009-1393	12806	10-08-2009	Basement	0.4	15.6	741	1	3
G-2009-1393	12807	10-08-2009	Basement	0.2	13.5	407	1.2	2.62
G-2009-1393	12808	10-08-2009	Basement	<0.2	13	390	1	0.04
G-2009-1393	12809	10-08-2009	Basement	<0.2	15.1	745	1.1	0.5
G-2009-1393	12810	10-08-2009	Basement	<0.2	14.8	645	1.7	2.22
G-2009-1393	12811	10-08-2009	Basement	2.4	4.12	215	1.5	7.9
G-2009-1393	12808 R	10-08-2009	Repeat	<0.2	13.2	397	1.2	0.05
G-2009-1393	CG51509/LS4	10-08-2009	Standard	<0.2	17.9	2220	2.1	4.74
G-2009-1393	12652	10-08-2009	Basement RA	<0.2	15.6	831	1.5	1.52
G-2009-1393	12655	10-08-2009	Basement RA	<0.2	17	647	1.8	1.67
G-2009-1393	12656	10-08-2009	Basement RA	<0.2	15.9	854	1.3	1.33
G-2009-1393	12664	10-08-2009	Basement RA	<0.2	16.9	850	1.4	1.61
G-2009-1393	12671	10-08-2009	Basement RA	<0.2	22.5	323	2.6	5.12
G-2009-1393	12672	10-08-2009	Basement RA	<0.2	18.6	406	2.2	3.57
G-2009-1393	12673	10-08-2009	Basement RA	<0.2	13.2	143	1	3.18
G-2009-1393	12681	10-08-2009	Basement RA	<0.2	9.76	114	2.2	1.19
G-2009-1393	12682	10-08-2009	Basement RA	<0.2	13	346	1.7	1.07
G-2009-1393	12688	10-08-2009	Basement RA	<0.2	11.6	291	1.3	1.03
G-2009-1393	12689	10-08-2009	Basement RA	<0.2	13.4	514	1	1.06
G-2009-1393	12690	10-08-2009	Basement RA	<0.2	13.1	380	1.4	1.18
G-2009-1393	12694	10-08-2009	Basement RA	<0.2	10.6	277	1.5	1.04
G-2009-1393	12702	10-08-2009	Basement RA	<0.2	14.3	748	1.5	1.92
G-2009-1393	12703	10-08-2009	Basement RA	<0.2	13.6	400	1.6	2.11
G-2009-1393	12704	10-08-2009	Basement RA	<0.2	16.8	185	2.4	3.08
G-2009-1393	12705	10-08-2009	Basement RA	<0.2	18.3	93	2.8	3.68
G-2009-1393	12708	10-08-2009	Basement RA	<0.2	15.5	287	2	2.83
G-2009-1393	12711	10-08-2009	Basement RA	<0.2	14.7	704	1.3	1.6
G-2009-1393	CG51509/LS4	10-08-2009	Standard	<0.2	17.6	2180	2.1	4.69
G-2009-1393	12713	10-08-2009	Basement RA	<0.2	17.9	420	2.3	2.99
G-2009-1393	12714	10-08-2009	Basement RA	<0.2	19	571	2.7	2.98
G-2009-1393	12716	10-08-2009	Basement RA	<0.2	16.8	452	6.6	2.16
G-2009-1393	12723	10-08-2009	Basement RA	<0.2	14	828	1.3	1.17
G-2009-1393	12733	10-08-2009	Basement RA	<0.2	11.8	649	1.1	1.11
G-2009-1393	12734	10-08-2009	Basement RA	<0.2	14.7	231	2.1	3.26
G-2009-1393	12736	10-08-2009	Basement RA	<0.2	12.8	896	1.1	0.92
G-2009-1393	12739	10-08-2009	Basement RA	<0.2	12.8	66	2.2	1.99
G-2009-1393	12740	10-08-2009	Basement RA	<0.2	10.9	98	2.1	1.19
G-2009-1393	12741	10-08-2009	Basement RA	<0.2	9.37	501	1.1	0.13
G-2009-1393	12801	10-08-2009	Basement RA	<0.2	20.1	148	1.4	3
G-2009-1393	12740 R	10-08-2009	Repeat	<0.2	10.9	96	2.3	1.21
G-2009-1393	CG51509/LS4	10-08-2009	Standard	<0.2	17.8	2060	2.1	4.58
G-2009-1393	12665	10-08-2009	Basement RA	<0.2	17	849	1.5	1.68
G-2009-1393	12669	10-08-2009	Basement RA	<0.2	20.7	459	2.2	4.23
G-2009-1393	12804	10-08-2009	Basement RA	<0.2	16.8	497	1.4	1.37
G-2009-1393	12658	10-08-2009	Basement RA	<0.2	8.09	700	0.4	0.33
G-2009-1393	12659	10-08-2009	Basement RA	<0.2	6.24	225	0.6	0.76
G-2009-1393	12666	10-08-2009	Basement RA	<0.2	17.2	336	2.1	2.81
G-2009-1393	12687	10-08-2009	Basement RA	<0.2	11.3	467	0.9	0.8
G-2009-1393	12737	10-08-2009	Basement RA	<0.2	23.1	269	1.6	4.55
G-2009-1393	12737 R	10-08-2009	Repeat	<0.2	22.9	261	1.6	4.29

Cd ICP1 Total Digestion ppm	Ce ICP1 Total Digestion ppm	Co ICP1 Total Digestion ppm	Cr ICP1 Total Digestion ppm	Cu ICP1 Total Digestion ppm	Dy ICP1 Total Digestion ppm	Er ICP1 Total Digestion ppm
<1	150	19	113	3	3,2	2,4
1	18	7	124	57	1,5	0,7
1	17	4	162	36	2,2	0,6
<1	89	12	156	95	2,4	0,9
<1	21	4	135	28	0,8	<0,2
<1	31	4	136	18	1,5	0,4
<1	36	13	203	36	1,6	0,8
1	32	20	231	39	1,3	0,9
1	81	4	119	35	2,6	0,9
<1	10	45	299	113	2,9	3,2
1	9	29	363	145	2,3	1,9
1	25	14	188	62	4,2	1,8
1	14	8	184	65	1,9	0,9
<1	4	8	127	73	0,8	0,6
<1	42	2	154	2	2	0,8
1	89	3	97	9	4,2	2,2
<1	7	<1	20	<1	0,4	<0,2
<1	8	1	211	4	2	1,2
1	11	2	142	9	1,4	0,4
<1	2	2	120	10	0,7	<0,2
<1	150	20	119	4	3,4	2,6
<1	18	5	160	20	1,6	0,4
<1	7	2	159	11	1,6	0,7
<1	5	6	151	22	2,7	1
<1	5	2	128	4	1,1	0,4
1	7	4	142	15	1	0,4
<1	5	7	127	24	1,2	0,3
<1	14	4	123	40	1,3	<0,2
1	60	2	149	11	2,2	0,4
<1	84	2	145	7	3,3	0,6
1	134	2	124	5	5,8	1
<1	124	3	154	20	5,4	1,4
1	82	10	177	37	4,8	1,8
<1	50	12	182	32	3,3	1,8
<1	8	2	162	18	1,3	0,5
<1	12	4	158	16	1,4	0,8
<1	13	5	155	39	0,8	0,4
<1	3	3	103	11	0,6	0,5
<1	15	3	121	16	1	0,4
<1	8	3	160	20	1,3	0,5
<1	151	18	122	4	3,4	2,8
<1	75	3	153	4	6	2,1
1	25	19	268	27	2,9	2
1	19	3	177	9	2,6	0,9
<1	24	3	142	16	1,5	0,7
<1	11	2	117	11	1	0,3
<1	13	2	121	12	0,7	0,3
<1	3	3	139	21	1,7	0,9
<1	6	3	130	30	0,7	0,3
<1	3	1	137	8	0,5	<0,2
<1	3	2	118	13	0,7	0,3
1	22	38	338	10	4,2	3,1
1	118	8	109	112	6,4	2,6
<1	13	3	151	21	1,8	1,1
<1	29	3	143	33	2,6	1,5
<1	8	3	129	31	1,6	1,2
<1	9	3	116	32	1,7	1,1
<1	13	3	135	39	1,8	1,1
<1	15	4	105	36	1,9	1,1
1	42	4	120	30	1,3	0,6

<1	148	19	122	3	3,5	2,8
1	61	25	67	79	7,6	7,8
<1	48	15	171	68	2,5	1,7
<1	6	100	2230	67	<0,2	<0,2
<1	47	4	114	3	1,8	0,6
<1	2	87	3060	16	0,5	0,6
<1	79	2	153	6	0,6	0,4
<1	27	1	170	17	0,9	0,6
<1	16	33	212	72	3,6	4,4
<1	2	116	1820	95	<0,2	<0,2
3	66	20	204	53	2,1	0,9
1	56	9	212	49	1,6	0,8
<1	73	5	147	27	1,5	0,9
1	69	5	158	19	1,6	0,6
1	52	13	210	38	2,3	1
2	22	30	112	144	0,6	0,9
<1	75	6	152	26	1,8	1,1
<1	169	18	116	3	3,4	2,8
1	131	10	96	99	4,9	0,7
<1	188	11	85	64	6,1	0,6
<1	156	6	90	40	4,2	0,3
<1	340	3	164	19	15,2	2,1
1	240	15	112	29	7,9	2,2
1	719	24	194	30	20,8	2,2
<1	24	4	123	55	8	1,6
<1	10	1	173	9	3,3	<0,2
<1	8	1	113	12	5,7	<0,2
<1	7	1	194	9	5	<0,2
<1	3	2	127	6	2	<0,2
<1	5	<1	157	5	2,4	<0,2
<1	3	2	123	16	1,6	<0,2
<1	35	5	132	47	3,5	<0,2
<1	50	11	122	69	4,1	<0,2
1	51	4	151	43	4,2	<0,2
1	68	7	128	70	5,5	<0,2
1	196	1	147	8	6,5	<0,2
1	285	3	116	26	11	0,2
<1	161	18	116	4	3,4	2,6
1	173	3	135	7	13	3,1
1	204	6	104	13	11,8	3,4
1	203	4	98	11	8,8	1,7
<1	51	1	118	5	4,8	0,7
<1	155	2	169	11	25,5	3,8
<1	25	15	196	18	9,5	2,3
<1	45	<1	127	4	5,5	1,1
<1	11	5	137	27	5,3	1,8
<1	81	5	172	23	9,3	1,9
<1	66	2	135	13	6	2
1	15	3	87	33	12,5	<0,2
<1	84	5	173	24	9,9	1,7
1	153	18	125	4	3,4	2,3
<1	202	5	96	31	15,8	8,9
1	149	20	180	83	6,7	3,8
<1	47	32	233	13	36,8	21,9
<1	860	2	195	21	48,7	27,4
<1	1110	4	202	34	55,4	30,2
<1	1140	4	167	24	68,3	38
<1	21	2	162	19	20,3	9,8
1	105	11	107	40	34,9	20
1	101	11	104	38	33	20,2

Eu ICP1 Total Digestion ppm	Fe2O3 ICP1 Total Digestion wt %	Ga ICP1 Total Digestion ppm	Gd ICP1 Total Digestion ppm	Hf ICP1 Total Digestion ppm	Ho ICP1 Total Digestion ppm	K2O ICP1 Total Digestion wt %
2.2	7.13	23	5	4	1	3.09
0.6	1.81	19	1	1	<1	5.59
0.4	1.84	17	2	5	<1	4.22
0.6	1.47	18	3	1	<1	4.61
0.4	0.72	12	1	<1	<1	6.45
0.6	1.69	16	1	<1	<1	7.18
0.5	2.71	14	2	<1	<1	4.84
0.8	5.21	18	1	1	<1	1.87
0.7	0.6	14	4	<1	<1	6.03
0.9	11.6	26	2	1	1	1.26
0.7	6.12	23	2	<1	<1	0.82
0.5	4.03	23	4	3	1	1.56
0.5	1.11	14	1	2	<1	2.16
0.4	1.14	12	<1	<1	<1	5.6
0.5	1.66	18	2	2	<1	6.88
0.5	2.68	28	6	12	1	2.4
<0.2	0.4	<1	<1	<1	<1	0.44
0.5	0.49	12	1	5	<1	3.55
0.5	1.3	21	1	4	<1	3.45
0.4	0.86	14	<1	2	<1	5.68
2.2	7.17	24	5	3	1	3.11
<0.2	0.84	9	2	<1	<1	2.38
<0.2	1	10	1	1	<1	2.56
0.3	2.03	13	2	<1	<1	2.66
0.4	0.71	11	<1	<1	<1	6.29
0.4	1.05	14	<1	<1	<1	7.33
0.5	1.37	15	1	1	<1	5.09
0.6	0.6	14	1	<1	<1	5.62
0.6	0.58	17	3	<1	<1	3.98
0.6	0.64	18	4	<1	<1	1.37
0.8	1.38	21	7	<1	<1	3.73
0.7	1.1	15	6	<1	<1	4.69
0.7	2.83	23	5	1	1	3.24
0.5	3.96	26	3	<1	<1	2.3
0.4	0.49	13	1	<1	<1	3.79
0.4	0.99	11	1	2	<1	3.94
0.4	0.77	13	1	<1	<1	6.18
0.4	1.05	12	<1	<1	<1	6.98
0.5	0.68	14	1	<1	<1	7.43
0.4	0.48	13	1	1	<1	3.74
2.2	7.35	24	5	4	1	3.15
0.6	0.59	13	5	1	<1	5.77
0.5	3.35	19	2	1	<1	1.17
0.5	0.9	20	2	<1	<1	1.59
0.4	0.95	19	1	<1	<1	0.72
0.4	0.48	11	<1	<1	<1	6.37
0.4	0.87	12	<1	<1	<1	6.79
0.4	0.62	10	1	<1	<1	6.68
0.3	0.62	13	<1	<1	<1	4.42
0.4	0.39	10	<1	<1	<1	6.31
0.4	0.54	10	<1	<1	<1	6.49
0.8	5.93	19	4	<1	1	1.69
0.7	1.7	19	7	<1	1	3.96
0.2	1.44	12	1	2	<1	6.88
0.3	0.91	12	2	4	<1	6.85
0.2	1.08	13	1	2	<1	6.79
0.2	0.77	13	1	1	<1	5.84
0.2	0.82	11	1	2	<1	6.96
0.3	1	14	1	3	<1	6.53
0.6	1.55	17	2	3	<1	6.07

2,2	7,29	23	5	4	1	3,15
2,2	12,1	27	8	2	3	0,68
0,8	5,14	18	3	2	1	2,59
0,3	9,91	12	2	<1	<1	0,88
0,2	1,22	18	2	3	<1	5,17
0,5	11,6	13	4	<1	<1	0,06
0,6	2,03	19	1	6	<1	5,15
0,5	2,67	16	1	2	<1	1,48
1,3	12,3	24	4	1	1	0,46
0,2	12,4	13	1	<1	<1	1,07
1,2	5,64	20	3	4	<1	4,29
0,8	4,64	17	2	4	<1	2,75
0,4	3,47	17	2	4	<1	3,11
0,8	1,82	15	2	3	<1	3,43
1	4,76	19	3	4	<1	3,75
0,7	24,6	21	<1	2	<1	0,61
0,5	3,55	19	2	5	1	3,16
2,6	7,32	25	5	3	2	3,15
0,9	3,75	24	5	<1	1	5,41
1,1	4,94	29	7	2	1	4,94
0,9	3,22	23	6	1	1	5,66
1,4	1,26	20	19	1	2	5,86
1,3	3,63	26	11	5	2	1,57
2,4	5,76	30	30	<1	4	2,33
1,1	0,59	12	6	7	1	0,41
0,4	0,69	13	3	2	<1	1,5
0,6	1,43	16	5	3	1	4,45
0,4	0,96	14	4	2	<1	3,85
0,4	1,12	15	1	4	<1	5,19
0,5	0,56	14	2	2	<1	4,39
0,4	1,09	13	1	3	<1	3,08
0,8	1,27	19	3	7	<1	3,91
0,7	0,89	18	4	4	<1	2,19
0,8	0,71	22	4	1	<1	1,09
0,9	1,7	25	5	4	1	0,88
1,1	0,66	18	9	<1	<1	1,75
1,2	1,09	19	14	1	1	4,33
2,5	7,13	25	5	3	1	3,12
1,1	1,63	23	13	<1	2	2,99
1,2	2,52	28	12	1	2	3,46
0,9	2,12	29	11	1	1	3,29
0,6	0,6	15	4	1	1	5,86
1,1	1,42	13	21	1	4	4,37
0,8	3,74	22	6	1	2	2,56
0,5	0,54	13	4	<1	<1	5,84
0,4	1,74	19	3	8	1	0,79
0,6	2,7	20	8	17	2	2,3
0,4	1,29	12	5	10	1	5,62
0,7	1,92	29	8	97	4	2,02
0,6	2,81	20	9	20	2	2,3
2,2	7,18	24	5	4	1	3,19
1,2	2,48	21	14	5	2	6,06
0,7	6,22	31	8	3	1	2,71
0,9	9,46	31	28	30	8	5,35
2,3	1,07	6	52	9	7	4,52
2,6	1,58	7	61	8	8	1,53
3,1	2,42	21	71	15	11	2,32
0,6	2,24	15	17	5	3	5,48
1,2	4,23	21	24	11	6	1,81
1,2	4,2	20	23	10	6	1,81

La ICP1 Total Digestion ppm	Li ICP1 Total Digestion ppm	MgO ICP1 Total Digestion wt %	MnO ICP1 Total Digestion wt %	Mo ICP1 Total Digestion ppm	Na2O ICP1 Total Digestion wt %	Nb ICP1 Total Digestion ppm
80	28	2,68	0,07	1	3,14	8
10	27	0,7	0,03	4	3,59	6
10	25	0,7	0,02	4	3,43	5
45	18	0,59	0,02	4	3,56	4
11	7	0,24	<0,01	14	2,29	2
17	23	0,73	0,02	70	2,37	7
19	22	1,62	0,04	27	1,91	1
18	40	3,23	0,08	5	3,34	<1
42	7	0,22	<0,01	6	3,13	2
5	36	5,61	0,17	1	2,89	5
4	25	2,94	0,07	4	4,14	8
12	53	2,26	0,03	4	4,3	10
7	18	0,39	0,01	18	4,61	6
2	18	0,39	0,02	6	2,85	4
23	20	0,46	0,02	3	0,9	8
43	29	0,85	0,04	20	6,71	7
3	5	18,4	0,02	3	0,04	2
4	3	0,08	<0,01	7	3,57	<1
6	16	0,32	0,02	14	4,82	7
2	7	0,14	<0,01	29	3,09	3
80	27	2,71	0,07	1	3,19	8
9	6	0,12	0,01	67	1,69	5
11	11	0,21	0,02	33	1,57	11
2	36	0,78	0,04	155	1,61	21
3	11	0,19	0,01	4	2,29	2
4	16	0,28	0,02	5	3,08	4
3	22	0,39	0,03	10	3,41	6
8	9	0,2	<0,01	7	2,95	1
31	9	0,24	<0,01	32	3,81	1
44	11	0,25	0,01	25	4,48	2
74	24	0,62	0,02	59	4,3	5
65	16	0,48	0,02	21	3,04	4
43	33	1,52	0,05	29	4,14	9
26	50	2,3	0,05	293	3,94	12
5	6	0,14	<0,01	7	3,16	2
5	13	0,36	0,02	8	2,14	7
7	12	0,25	0,01	7	2,58	5
2	20	0,38	0,02	3	1,78	7
9	12	0,22	0,01	4	2,48	5
4	5	0,13	<0,01	6	3,1	2
82	28	2,77	0,07	1	3,24	9
38	7	0,14	0,01	6	2,83	2
12	25	1,94	0,06	4	3,93	7
10	15	0,4	0,02	10	4,53	7
11	16	0,42	0,02	4	4,37	8
6	8	0,17	<0,01	4	1,9	4
7	15	0,35	0,02	3	1,78	6
1	9	0,19	<0,01	9	1,52	4
3	10	0,23	0,01	4	2,88	4
2	5	0,1	<0,01	5	2,1	1
1	8	0,15	<0,01	3	1,96	3
11	15	4,33	0,12	2	3,56	2
81	27	0,84	0,02	83	4,15	8
6	17	0,43	0,02	16	1,61	9
13	8	0,25	0,02	4	2,09	8
3	11	0,3	0,02	4	2,12	8
4	7	0,22	0,01	3	2,4	7
6	7	0,22	0,01	3	1,89	7
7	9	0,26	0,01	4	2,52	9
22	14	0,56	0,02	21	3,19	4

84	28	2,76	0,07	1	3,26	8
27	12	6,3	0,17	4	2,78	10
24	37	3,16	0,05	4	1,47	8
7	3	27,1	0,18	<1	0,03	<1
24	29	0,26	0,02	3	3,23	6
2	5	23,2	0,19	<1	0,13	<1
36	17	0,49	0,02	3	3,82	12
14	14	0,76	0,02	23	4,04	7
7	18	9,98	0,22	1	0,84	5
3	12	28,3	0,2	<1	0,09	<1
35	52	3,29	0,08	13	0,7	3
30	48	2,74	0,07	10	0,65	3
40	53	1,62	0,02	6	0,2	8
41	27	0,81	0,02	5	1,87	3
27	38	1,92	0,04	13	0,62	1
13	7	5,42	0,09	32	0,15	<1
42	55	1,66	0,03	7	0,22	9
87	28	2,76	0,07	1	3,2	8
66	53	1,44	0,05	3	3,28	10
108	66	2,25	0,07	3	3,77	15
76	38	1,36	0,04	3	3,32	10
156	15	0,54	0,03	47	3,72	5
124	56	2,24	0,03	3	5,28	11
375	90	3,47	0,05	138	4,19	23
10	11	0,21	<0,01	6	3,99	6
4	8	0,15	0,01	172	3,1	5
3	24	0,43	0,03	190	3,13	10
2	13	0,24	0,02	16	2,93	4
1	18	0,32	0,02	10	2,99	3
2	6	0,13	<0,01	14	3,31	1
1	12	0,22	0,02	25	2,82	3
17	18	0,46	0,02	8	3,52	2
25	11	0,29	0,01	9	3,89	1
25	10	0,24	<0,01	27	5,28	1
32	24	0,67	0,02	33	5,71	5
93	11	0,26	0,01	36	4,43	2
135	15	0,48	0,02	54	3,52	3
84	27	2,7	0,07	2	3,16	8
79	20	0,82	0,03	69	5,01	6
105	31	1,29	0,04	50	5,04	9
103	32	0,86	0,05	36	5,78	22
26	8	0,2	0,01	4	2,92	3
70	24	0,54	0,03	53	2,58	5
8	47	2,01	0,08	11	3,61	11
24	8	0,16	0,01	4	2,52	2
4	24	0,55	0,02	28	4,28	14
37	39	0,86	0,05	51	3,05	20
28	16	0,37	0,02	7	1,49	9
4	22	0,66	0,03	3	6,23	9
36	41	0,89	0,05	49	3,07	20
82	29	2,74	0,07	1	3,3	8
109	34	1,2	0,04	230	3,72	10
81	86	3,27	0,05	26	4,71	18
16	134	5,54	0,16	1	5,19	72
456	16	0,43	0,02	322	1,32	6
577	24	0,67	0,03	541	1,57	8
617	35	1,1	0,04	563	5,01	13
3	37	0,64	0,04	225	2,03	12
47	78	2,2	0,04	464	6,81	9
46	78	2,21	0,04	456	6,52	10

Nd ICP1 Total Digestion ppm	Ni ICP1 Total Digestion ppm	P2O5 ICP1 Total Digestion wt %	Pb ICP1 Total Digestion ppm	Pr ICP1 Total Digestion ppm	Sc ICP1 Total Digestion ppm	Sm ICP1 Total Digestion ppm
63	24	0,67	18	15	11	8
7	6	0,04	66	1	2	1
6	6	0,03	90	1	2	1
32	5	0,05	66	8	2	5
8	4	0,03	57	2	<1	1
12	4	0,04	65	2	3	2
13	29	0,06	44	2	7	2
11	51	0,1	28	1	15	2
31	4	0,05	49	8	<1	5
7	93	0,15	12	<1	43	2
5	97	0,12	17	<1	29	2
13	46	0,11	96	1	9	3
6	10	0,03	69	1	1	2
2	6	0,02	42	<1	1	<1
16	6	0,09	45	4	4	2
38	6	0,14	60	9	5	7
<1	6	0,02	<1	<1	<1	6
2	6	0,03	40	<1	<1	1
4	6	0,04	73	<1	2	1
1	4	0,02	73	<1	1	<1
64	25	0,69	19	15	11	8
8	4	0,02	50	1	1	2
4	4	0,02	58	<1	2	1
3	4	0,04	76	<1	7	1
2	4	0,05	58	<1	1	<1
3	5	0,05	56	<1	1	1
2	4	0,04	67	<1	2	1
6	4	0,02	52	1	<1	1
22	4	0,03	53	5	<1	4
33	5	0,04	69	8	<1	5
52	5	0,05	136	13	2	8
48	4	0,05	156	12	1	7
33	23	0,12	88	8	7	5
20	34	0,1	49	4	10	3
3	5	0,02	43	<1	<1	1
5	8	0,02	35	<1	2	1
5	7	0,02	34	1	1	1
1	4	0,02	32	<1	2	<1
6	5	0,02	35	1	1	1
3	6	0,02	44	<1	<1	1
65	24	0,69	20	15	11	8
31	5	0,03	96	7	<1	5
11	65	0,07	51	1	17	3
9	11	0,03	94	1	2	2
10	11	0,03	67	2	2	2
4	5	0,02	40	<1	1	1
5	5	0,02	36	1	2	1
2	5	0,02	58	<1	1	<1
3	9	0,02	38	<1	1	<1
1	4	0,02	33	<1	<1	<1
1	4	0,02	38	<1	1	<1
12	128	0,09	69	<1	31	4
51	13	0,18	105	12	3	8
7	7	0,02	43	1	2	1
13	5	0,02	56	3	2	2
4	6	0,02	40	<1	2	1
4	4	0,02	36	1	1	1
6	5	0,02	45	1	1	1
7	5	0,02	52	1	1	1
15	6	0,04	105	4	2	2

67	25	0,69	19	15	11	8
36	25	0,54	11	4	39	8
22	34	0,09	15	4	11	3
2	1120	0,07	3	<1	15	<1
17	36	0,03	48	4	2	3
1	560	0,08	4	<1	51	2
21	9	0,09	45	6	1	2
10	6	0,08	18	2	4	2
11	51	0,2	4	<1	41	4
2	880	0,09	4	<1	10	<1
28	74	0,19	18	6	11	4
22	57	0,15	14	4	10	3
26	24	0,05	15	6	6	2
25	27	0,08	20	6	5	3
22	42	0,35	16	5	8	3
13	351	0,22	17	<1	5	<1
28	26	0,06	17	7	7	3
59	24	0,68	21	15	13	8
43	9	0,06	173	11	6	6
63	10	0,08	160	16	10	9
52	6	0,06	142	13	6	7
113	7	0,08	376	29	3	19
79	63	0,07	108	21	6	13
232	77	0,14	402	62	16	35
11	6	0,05	250	1	<1	4
5	5	0,02	169	<1	1	2
7	5	0,02	427	<1	5	2
5	4	0,01	225	<1	2	2
1	4	0,02	109	<1	2	1
2	5	0,03	130	<1	<1	1
1	3	0,02	126	<1	2	1
12	5	0,03	165	1	1	2
17	7	0,03	180	3	<1	3
17	5	0,03	162	3	<1	4
23	8	0,05	205	5	2	5
65	5	0,05	149	17	<1	10
97	5	0,07	332	26	2	15
59	23	0,66	18	14	13	8
59	7	0,48	283	14	3	11
68	10	0,24	259	17	6	11
72	8	0,08	225	19	6	11
19	5	0,02	120	4	1	4
68	10	0,06	704	14	3	14
13	45	0,05	322	<1	16	4
14	5	0,02	190	3	<1	3
5	7	0,04	147	<1	4	2
31	14	0,04	226	7	6	7
24	7	0,02	152	5	3	5
<1	7	0,04	1060	<1	5	4
33	14	0,04	233	7	6	7
61	26	0,64	19	15	12	8
74	8	0,08	554	18	6	13
57	45	0,24	199	14	13	10
41	99	0,06	1550	<1	25	15
317	4	0,13	1360	89	2	54
406	4	0,16	1390	110	3	64
421	5	0,2	2160	116	5	71
23	4	0,4	1120	<1	5	9
57	15	0,06	1350	7	5	15
55	15	0,06	1290	5	6	15

Sn ICP1 Total Digestion ppm	Sr ICP1 Total Digestion ppm	Ta ICP1 Total Digestion ppm	Tb ICP1 Total Digestion ppm	Th ICP1 Total Digestion ppm	TiO2 ICP1 Total Digestion wt %	U, ICP1 Total Digestion ppm
3	1120	<1	<1	13	1,04	3
5	250	<1	<1	19	0,21	77
<1	203	<1	<1	28	0,19	160
9	207	<1	<1	42	0,14	52
1	171	<1	<1	15	0,07	38
<1	187	<1	<1	17	0,2	88
2	158	<1	<1	15	0,2	39
<1	234	<1	<1	9	0,41	10
3	199	<1	<1	33	0,05	20
2	133	1	<1	2	1,04	9
<1	189	<1	<1	9	0,66	15
<1	212	<1	<1	71	0,46	295
2	280	<1	<1	49	0,14	78
7	235	<1	<1	19	0,12	28
1	80	<1	<1	13	0,18	9
<1	221	<1	<1	122	0,35	92
<1	136	<1	<1	<1	0,02	<2
<1	99	<1	<1	34	<0,01	26
<1	146	<1	<1	43	0,14	130
<1	118	<1	<1	47	0,06	84
4	1140	<1	<1	14	1,05	4
2	46	<1	<1	30	0,05	88
<1	41	2	<1	39	0,1	91
<1	59	5	<1	49	0,3	220
<1	146	<1	<1	23	0,08	35
<1	148	<1	<1	29	0,12	45
<1	135	<1	<1	45	0,16	120
3	225	<1	<1	26	0,06	194
<1	214	<1	<1	28	0,05	105
<1	208	<1	<1	37	0,06	215
<1	238	<1	<1	74	0,16	461
1	190	<1	<1	71	0,12	340
3	192	<1	<1	40	0,28	262
1	211	<1	<1	25	0,38	168
1	146	<1	<1	17	0,04	56
1	113	<1	<1	17	0,1	42
2	146	<1	<1	13	0,08	9
1	130	<1	<1	9	0,12	8
2	156	<1	<1	12	0,07	8
<1	143	<1	<1	15	0,04	55
3	1170	<1	<1	14	1,06	3
1	151	<1	<1	65	0,04	321
<1	138	<1	<1	20	0,38	71
<1	164	<1	<1	21	0,09	170
<1	142	<1	<1	13	0,1	19
<1	123	<1	<1	8	0,04	21
<1	130	<1	<1	7	0,09	7
1	120	<1	<1	16	0,06	57
<1	142	<1	<1	6	0,06	5
<1	141	<1	<1	6	0,03	5
2	151	<1	<1	8	0,05	10
<1	126	<1	<1	16	0,65	154
1	183	<1	<1	72	0,19	213
1	121	1	<1	46	0,15	54
2	102	<1	<1	63	0,08	65
2	106	<1	<1	43	0,1	20
1	103	<1	<1	31	0,06	30
1	105	<1	<1	44	0,07	31
1	126	2	<1	46	0,09	47
<1	210	<1	<1	46	0,15	24

3	1140	<1	<1	13	1,06	4
<1	239	1	<1	4	2,53	6
<1	87	<1	<1	10	0,58	7
<1	16	2	<1	<1	0,11	7
<1	93	<1	<1	44	0,09	12
<1	28	2	<1	<1	0,33	6
<1	633	<1	<1	58	0,2	17
<1	231	<1	<1	14	0,2	4
<1	169	1	<1	<1	1,44	6
<1	<1	2	<1	<1	0,18	7
<1	124	<1	<1	12	0,4	7
<1	81	<1	<1	10	0,34	7
1	28	<1	<1	19	0,42	7
2	122	<1	<1	19	0,21	6
<1	128	<1	<1	10	0,25	6
<1	80	5	<1	3	0,26	25
1	31	<1	<1	21	0,44	5
4	1160	<1	<1	14	1,02	3
3	224	<1	<1	77	0,41	342
4	207	<1	1	118	0,53	330
3	194	<1	<1	100	0,36	244
<1	197	<1	3	193	0,13	917
<1	297	<1	1	144	0,48	264
<1	225	<1	4	344	0,79	1110
1	247	<1	1	176	0,21	524
<1	84	<1	<1	88	0,05	402
<1	114	<1	1	240	0,17	1030
<1	110	<1	1	144	0,09	560
<1	145	<1	<1	72	0,12	237
<1	133	<1	<1	76	0,04	238
<1	102	<1	<1	86	0,1	193
4	239	<1	<1	72	0,14	537
6	201	<1	<1	81	0,07	514
2	243	<1	<1	72	0,07	414
6	263	<1	1	105	0,19	520
<1	196	<1	1	88	0,06	472
<1	191	<1	2	154	0,12	791
3	1130	<1	<1	13	1	2
<1	216	<1	2	84	0,17	873
1	235	<1	2	102	0,27	612
1	195	7	1	109	0,21	530
1	154	<1	<1	48	0,05	368
<1	161	<1	4	254	0,15	1950
1	145	<1	1	97	0,37	750
<1	174	<1	<1	56	0,04	416
1	132	2	1	146	0,18	307
1	87	4	2	238	0,29	572
1	81	2	1	132	0,12	214
1	284	<1	6	1500	0,25	1990
1	89	4	2	241	0,29	582
3	1150	<1	<1	18	1,04	<2
<1	225	<1	2	166	0,29	1540
<1	216	<1	1	169	0,75	287
<1	96	16	6	605	1,48	4500
<1	120	<1	9	620	0,11	4550
<1	88	<1	10	719	0,17	4400
<1	237	<1	12	832	0,28	6680
<1	84	<1	3	552	0,27	2730
<1	318	<1	5	361	0,53	3850
<1	312	<1	5	352	0,53	3780

V ICP1 Total Digestion ppm	W ICP1 Total Digestion ppm	Y ICP1 Total Digestion ppm	Yb ICP1 Total Digestion ppm	Zn ICP1 Total Digestion ppm	Zr ICP1 Total Digestion ppm	Ag ICP4 Aqua Regia Digestion ppm
118	<1	21	1,8	85	168	0,2
24	<1	9	1,1	67	35	<0,2
22	<1	13	1,7	111	161	<0,2
20	<1	12	0,9	34	55	<0,2
8	<1	4	0,5	16	12	<0,2
33	<1	8	0,7	38	8	<0,2
50	<1	10	0,9	47	13	<0,2
105	<1	11	1,1	79	85	<0,2
8	<1	12	0,8	11	12	<0,2
321	<1	26	3,2	132	26	<0,2
220	<1	19	2,4	73	33	<0,2
90	<1	27	2,8	84	112	<0,2
13	<1	12	1,3	23	86	<0,2
13	<1	6	0,7	25	19	<0,2
11	<1	13	1,1	17	84	<0,2
24	<1	20	2,2	82	374	<0,2
3	<1	6	0,1	12	1	<0,2
1	<1	15	1,9	8	143	<0,2
13	<1	8	1	32	134	<0,2
5	<1	5	0,6	10	84	<0,2
122	<1	21	1,8	90	151	<0,2
3	<1	8	1	14	23	<0,2
9	<1	9	1,3	17	22	<0,2
25	<1	14	1,5	107	13	<0,2
6	<1	7	0,8	19	19	<0,2
9	<1	7	0,8	26	21	0,2
13	<1	8	0,8	41	56	<0,2
5	<1	8	0,9	9	25	<0,2
7	<1	11	0,8	17	9	<0,2
8	<1	16	1,2	13	10	<0,2
24	<1	27	2	29	17	<0,2
17	<1	24	2,1	29	21	<0,2
56	<1	28	2,9	63	45	<0,2
77	<1	22	2,4	77	25	<0,2
6	<1	7	0,9	6	50	<0,2
14	<1	9	1,2	15	65	<0,2
11	<1	7	0,9	12	31	<0,2
16	<1	5	0,7	20	29	<0,2
9	<1	7	0,9	11	27	<0,2
5	<1	7	1	6	52	<0,2
126	<1	21	1,8	88	170	<0,2
8	<1	29	3,2	14	39	<0,2
121	<1	19	2,5	54	50	<0,2
14	<1	15	2,1	19	17	<0,2
16	<1	10	1,3	23	19	<0,2
7	<1	6	0,8	8	7	<0,2
13	<1	5	0,6	15	13	<0,2
8	<1	10	1,3	6	13	<0,2
10	<1	5	0,7	15	17	<0,2
4	<1	4	0,5	5	14	<0,2
6	<1	5	0,6	8	18	<0,2
243	<1	25	3,3	98	16	<0,2
34	<1	32	3	30	16	<0,2
18	<1	10	1,6	37	77	<0,2
10	<1	15	2,3	18	124	<0,2
11	<1	10	1,9	27	77	<0,2
8	<1	11	2	15	42	<0,2
8	<1	11	2	19	84	<0,2
11	<1	13	2,2	36	105	<0,2
22	<1	7	0,7	33	117	<0,2

134	<1	21	1,8	92	178	0,2
399	<1	49	5	137	43	0,2
73	<1	16	1,6	66	97	0,4
79	<1	6	0,7	111	<1	<-0,2
5	<1	9	0,6	32	94	<-0,2
209	<1	9	1	66	<1	<-0,2
16	<1	4	0,3	40	265	<-0,2
60	<1	8	0,9	22	88	<-0,2
371	<1	29	3,2	134	18	0,2
66	<1	7	0,8	121	<1	<-0,2
147	<1	12	1,2	432	182	0,3
123	<1	9	0,9	165	167	0,2
121	1	8	0,8	63	220	<-0,2
61	<1	8	0,6	71	137	<-0,2
128	<1	14	1,3	46	164	<-0,2
248	1	19	2,1	263	50	1,9
124	<1	10	1	66	222	0,2
121	<1	23	2,2	86	159	0,2
54	<1	26	2,9	188	23	<-0,2
79	<1	31	2,7	111	60	<-0,2
49	<1	21	2	75	40	<-0,2
22	<1	64	6,7	29	43	<-0,2
75	<1	42	3,7	47	137	<-0,2
142	<1	102	7,4	77	5	<-0,2
7	<1	44	5,8	9	222	<-0,2
3	<1	17	2,1	14	62	<-0,2
16	<1	25	2,9	34	99	<-0,2
6	<1	24	2,9	19	69	<-0,2
10	<1	11	1,3	24	150	<-0,2
3	<1	11	1,5	13	70	<-0,2
7	<1	8	1,2	19	100	<-0,2
15	<1	20	3,1	28	236	<-0,2
9	<1	20	2,8	22	121	<-0,2
7	<1	21	2,7	13	39	<-0,2
22	<1	31	4	35	130	<-0,2
9	<1	29	2,6	14	26	<-0,2
19	<1	47	4,7	31	50	<-0,2
121	<1	22	2	86	145	0,2
31	<1	75	8,4	38	14	<-0,2
45	<1	68	7,5	51	35	<-0,2
31	<1	41	4,3	42	61	<-0,2
6	<1	26	3,2	10	37	<-0,2
19	<1	123	15,8	27	21	<-0,2
94	<1	50	7,7	69	39	<-0,2
5	<1	31	4,9	9	21	<-0,2
24	<1	34	6	41	233	<-0,2
40	<1	53	8,7	72	545	<-0,2
15	<1	34	5,2	29	290	<-0,2
22	<1	62	17	47	2880	<-0,2
39	<1	59	8,9	70	550	<-0,2
116	<1	22	1,9	80	170	0,2
44	<1	76	7,1	61	68	<-0,2
146	<1	38	3,4	86	102	<-0,2
128	<1	211	25,1	266	651	<-0,2
19	<1	210	20,2	22	19	<-0,2
27	<1	237	21,4	31	13	<-0,2
42	<1	316	27,7	54	76	<-0,2
19	<1	86	7,7	77	13	<-0,2
75	<1	157	18	49	106	<-0,2
78	<1	157	17,6	49	107	<-0,2

Mo ICP4 Aqua Regia Digestion ppm	Ni ICP4 Aqua Regia Digestion ppm	Pb ICP4 Aqua Regia Digestion ppm	S ICP4 Aqua Regia Digestion ppm	Sb ICP4 Aqua Regia Digestion ppm	Se ICP4 Aqua Regia Digestion ppm
10	47	26	1720	<1	<1
2	4	49	230	<1	<1
2	4	87	430	<1	<1
2	4	51	420	<1	<1
4	3	32	130	<1	<1
67	3	39	52	<1	<1
13	19	24	76	<1	<1
3	31	21	260	<1	<1
5	3	20	21	<1	<1
<1	41	6	930	<1	<1
1	58	13	1980	<1	<1
1	42	94	760	<1	<1
16	8	67	240	<1	<1
4	4	34	44	<1	<1
2	4	10	42	<1	<1
17	4	58	400	<1	<1
<1	4	<1	2800	<1	1
5	3	23	86	<1	<1
14	4	73	1530	<1	<1
26	2	55	623	<1	<1
10	48	27	1730	1	<1
63	3	45	1270	<1	<1
31	3	54	385	<1	<1
150	5	50	380	<1	<1
3	2	32	132	<1	<1
3	2	31	240	<1	<1
8	2	52	390	<1	<1
6	2	36	40	<1	<1
27	2	35	47	<1	<1
25	2	66	77	<1	<1
42	2	133	76	<1	<1
21	3	150	151	<1	<1
27	18	83	136	<1	<1
226	30	43	287	<1	<1
6	4	30	25	<1	<1
6	5	20	28	<1	<1
6	4	14	22	<1	<1
2	3	12	18	<1	<1
2	2	11	20	<1	<1
4	4	31	25	<1	<1
10	48	27	1730	1	<1
4	4	84	17	<1	<1
2	33	49	130	<1	<1
7	7	90	24	<1	<1
5	8	64	38	<1	<1
3	4	23	23	<1	<1
2	4	10	24	<1	<1
10	3	37	27	<1	<1
2	6	23	91	<1	<1
3	2	9	31	<1	<1
2	2	14	22	<1	<1
1	31	66	182	<1	<1
80	10	102	440	<1	<1
8	5	30	179	<1	<1
3	3	43	194	<1	<1
3	4	23	174	<1	<1
2	3	20	204	<1	<1
2	3	27	231	<1	<1
3	3	37	612	<1	<1
19	3	85	304	<1	<1

9	48	26	1750	2	<-1
3	21	6	9000	<-1	<-1
2	29	10	12600	<-1	<-1
<-1	888	3	10200	<-1	<-1
1	31	17	49	<-1	<-1
<-1	245	2	207	<-1	<-1
2	6	20	260	1	<-1
20	4	10	1500	<-1	<-1
<-1	39	4	24200	<-1	<-1
<-1	549	3	520	<-1	<-1
9	56	7	20600	<-1	1
8	51	11	16400	<-1	1
6	19	5	527	1	<-1
4	23	10	5800	<-1	<-1
10	39	7	15500	<-1	<-1
23	316	15	56700	<-1	<-1
7	21	6	530	1	<-1
11	47	27	1720	1	<-1
1	6	129	970	<-1	<-1
1	7	122	630	<-1	1
1	4	110	450	<-1	<-1
38	4	315	23	<-1	<-1
1	57	98	310	<-1	<-1
126	62	319	190	<-1	<-1
3	4	219	110	<-1	<-1
94	3	150	714	<-1	<-1
187	2	365	624	<-1	<-1
14	3	197	38	<-1	<-1
8	2	80	62	<-1	<-1
13	3	103	312	<-1	<-1
24	2	106	359	<-1	<-1
6	3	144	91	<-1	<-1
7	4	154	1060	<-1	<-1
23	3	140	120	<-1	<-1
32	6	192	220	<-1	<-1
36	3	129	46	<-1	<-1
53	2	296	296	<-1	<-1
11	46	26	1730	<-1	<-1
67	5	232	104	<-1	<-1
42	7	213	65	<-1	<-1
33	5	212	33	<-1	<-1
3	3	92	18	<-1	<-1
52	8	636	19	<-1	<-1
8	26	283	95	<-1	<-1
2	3	159	<10	<-1	<-1
25	6	131	133	<-1	<-1
42	11	195	136	<-1	<-1
5	5	125	96	<-1	<-1
1	5	982	<10	<-1	<-1
43	11	200	131	<-1	<-1
11	49	26	1740	<-1	<-1
226	5	509	177	<-1	2
24	39	160	880	<-1	<-1
<-1	88	1300	<10	<-1	<-1
310	3	1220	85	<-1	<-1
530	2	1210	131	<-1	<-1
552	3	1980	244	<-1	<-1
218	1	997	480	<-1	<-1
431	11	1210	547	<-1	<-1
418.	11	1220	536	<-1	<-1

<1	29	98	205
<1	3	56	15
<1	3	51	35
<1	3	43	14
<1	9	5	26
<1	3	53	17
<1	13	13	28
<1	3	36	15
<1	3	45	2
<1	3	34	38
<1	4	105	309
<1	4	100	127
<1	3	80	64
<1	3	11	59
<1	3	59	31
<1	18	35	123
<1	3	83	66
<1	34	101	208
<1	300	53	158
<1	309	75	92
<1	229	47	63
<1	873	20	23
<1	248	72	37
<1	926	132	60
<1	448	4	5
<1	391	3	10
<1	941	12	26
<1	530	5	14
<1	202	8	19
<1	228	2	9
1	191	5	15
<1	536	12	22
<1	483	7	17
<1	384	6	9
<1	513	20	28
<1	461	7	9
<1	774	15	25
<1	35	100	208
<1	837	26	27
<1	567	39	40
<1	519	28	37
<1	365	5	8
<1	1820	20	22
<1	676	55	47
<1	398	4	6
<1	296	22	33
<1	523	38	59
<1	197	14	24
<1	1900	17	37
<1	526	38	60
<1	35	97	204
<1	1480	44	55
<1	238	135	74
<1	4390	124	230
<1	3910	17	19
<1	3700	24	28
<1	5920	38	44
<1	2360	18	68
<1	3550	68	42
<1	3530	70	41

Azimet Exploration Inc.
Attention: Jean-Marc Lulin
PO #/Project:
Samples: 147

SRC Geoanalytical Laboratories
125 - 15 Innovation Blvd., Saskatoon, Saskatchewan, S7N 2X8
Tel: (306) 933-8118 Fax: (306) 933-5656 Email: geolab@src.sk.ca

Report No: G-09-1395

Date of Report: October 23, 2009

ICP4 Aqua Regia Digestion

Column Header Details

Silver in ppm (Ag)
Arsenic in ppm (As)
Bismuth in ppm (Bi)
Cobalt in ppm (Co)
Copper in ppm (Cu)

Germanium in ppm (Ge)
Mercury in ppm (Hg)
Molybdenum in ppm (Mo)
Nickel in ppm (Ni)
Lead in ppm (Pb)

Sulfur in ppm (S)
Antimony in ppm (Sb)
Selenium in ppm (Se)
Tellurium in ppm (Te)
Uranium in ppm (U, ICP)

Vanadium in ppm (V)
Zinc in ppm (Zn)

SRC Geoanalytical Laboratories

Report No: G-09-1395

Azimut Exploration Inc.
 Attention: Jean-Marc Lulin
 PO #/Project:
 Samples: 147

125 - 15 Innovation Blvd., Saskatoon, Saskatchewan, S7N 2X8
 Tel: (306) 933-8118 Fax: (306) 933-5656 Email: geolab@src.sk.ca

Date of Report: October 23, 2009

ICP4 Aqua Regia Digestion

Sample Number	Aq ppm	As ppm	Bi ppm	Co ppm	Cu ppm	Ge ppm	Hg ppm	Mo ppm	Ni ppm	Pb ppm	S ppm	Sb ppm	Se ppm	Te ppm	U, ICP ppm	V ppm	Zn ppm
CG51509/LS4	0.2	12	2	39	52	<1	<1	10	48	26	1720	1	<1	<1	31	101	208
16936	<0.2	2	<1	2	13	<1	<1	39	4	117	79	<1	<1	<1	101	33	74
16937	<0.2	4	<1	3	53	<1	<1	126	4	82	780	<1	<1	<1	105	50	103
16939	0.2	1	<1	<1	9	<1	<1	13	2	15	63	<1	<1	<1	5	3	5
16940	0.4	3	<1	<1	16	<1	<1	11	2	28	145	<1	<1	<1	25	5	11
16941	<0.2	4	<1	2	14	<1	<1	16	4	51	209	<1	<1	<1	79	24	52
16944	<0.2	3	<1	1	22	<1	<1	30	2	71	344	<1	<1	<1	89	7	22
16945	<0.2	3	<1	2	6	<1	<1	33	3	95	98	<1	<1	<1	71	9	29
16946	<0.2	4	<1	3	7	<1	<1	51	3	86	100	<1	<1	<1	58	10	32
16947	<0.2	8	<1	3	1	<1	<1	53	3	89	370	<1	<1	<1	50	21	61
16953	<0.2	9	<1	2	38	<1	<1	35	2	98	1140	<1	<1	<1	128	31	48
16956	<0.2	3	<1	2	11	<1	<1	8	4	33	202	<1	<1	<1	39	35	74
16957	<0.2	2	<1	3	11	<1	<1	117	5	40	346	<1	<1	<1	44	36	74
16958	<0.2	1	<1	<1	21	<1	<1	11	1	33	216	<1	<1	<1	18	6	11
16959	<0.2	1	<1	1	15	<1	<1	17	1	29	189	<1	<1	<1	31	11	22
16961	<0.2	1	<1	<1	11	<1	<1	7	2	50	174	<1	<1	<1	113	5	13
16963	<0.2	1	<1	<1	23	<1	<1	24	2	38	193	<1	<1	<1	14	5	9
16964	<0.2	1	<1	<1	4	<1	<1	3	1	23	42	<1	<1	<1	19	3	7
16965	<0.2	1	<1	<1	11	<1	<1	2	2	14	218	<1	<1	<1	11	5	9
16966	<0.2	1	<1	1	14	<1	<1	14	2	32	243	<1	<1	<1	43	4	10
CG51509/LS4	<0.2	11	2	38	50	<1	<1	10	47	27	1730	1	<1	<1	30	99	206
16968	<0.2	3	<1	1	3	<1	<1	5	3	13	45	<1	<1	<1	7	5	12
16976	<0.2	3	<1	1	1	<1	<1	66	1	108	46	<1	<1	<1	179	4	26
16977	<0.2	<1	<1	2	9	<1	<1	5	2	36	33	<1	<1	<1	29	1	11
16978	<0.2	<1	<1	2	11	<1	<1	14	1	76	52	<1	<1	<1	126	1	11
17001	<0.2	1	<1	2	10	<1	<1	14	5	40	60	<1	<1	<1	39	16	33
17003	<0.2	<1	<1	4	37	<1	<1	11	3	64	54	<1	<1	<1	91	9	23
17004	<0.2	2	<1	3	19	<1	<1	24	3	73	48	<1	<1	<1	89	9	14
17005	<0.2	<1	<1	4	45	<1	<1	47	3	132	277	<1	<1	<1	204	7	29
17006	<0.2	2	<1	4	31	<1	<1	24	3	51	180	<1	<1	<1	88	16	21
17007	<0.2	<1	<1	7	78	<1	<1	18	2	36	450	<1	<1	<1	81	12	21
17008	<0.2	<1	<1	3	36	<1	<1	11	2	120	190	<1	1	<1	195	15	27
17010	<0.2	<1	<1	2	22	<1	<1	21	1	88	49	<1	<1	<1	231	14	17
17012	<0.2	2	<1	2	10	<1	<1	15	2	75	58	<1	<1	<1	122	11	9
17013	<0.2	2	<1	4	35	<1	<1	30	2	99	76	<1	<1	<1	187	14	20
17014	<0.2	1	<1	4	40	<1	<1	33	1	67	60	<1	<1	<1	256	11	14
17015	<0.2	<1	<1	2	19	<1	<1	9	2	65	33	<1	<1	<1	177	6	9
17016	<0.2	<1	<1	3	30	<1	<1	11	1	108	56	<1	<1	<1	225	6	8
17017	<0.2	<1	<1	2	20	<1	<1	5	2	18	76	<1	<1	<1	11	11	17
17013 R	<0.2	1	<1	4	36	<1	<1	31	2	99	74	<1	<1	<1	188	14	20

SRC Geoanalytical Laboratories

125 - 15 Innovation Blvd., Saskatoon, Saskatchewan, S7N 2X8
 Tel: (306) 933-8118 Fax: (306) 933-5656 Email: geolab@src.sk.ca

Report No: G-09-1395

Azimut Exploration Inc.
 Attention: Jean-Marc Lulin
 PO #/Project:
 Samples: 147

Date of Report: October 23, 2009

ICP4 Aqua Regia Digestion

Sample Number	Aq ppm	As ppm	Bi ppm	Co ppm	Cu ppm	Ge ppm	Hg ppm	Mo ppm	Ni ppm	Pb ppm	S ppm	Sb ppm	Se ppm	Te ppm	U, ICP ppm	V ppm	Zn ppm
CG51509/LS4	<0.2	12	2	39	51	<1	<1	10	49	27	1750	1	<1	<1	31	102	208
17018	<0.2	<1	<1	3	14	<1	<1	3	3	14	54	<1	<1	<1	16	13	19
17019	<0.2	1	<1	3	29	<1	<1	20	4	44	340	<1	<1	<1	178	24	33
17020	<0.2	<1	<1	2	18	<1	<1	16	2	58	94	<1	<1	<1	143	14	20
17021	<0.2	<1	<1	3	31	<1	<1	11	1	12	29	<1	<1	<1	41	6	7
17026	<0.2	1	<1	3	20	<1	<1	37	2	41	37	<1	<1	<1	36	19	20
17027	<0.2	<1	<1	3	25	<1	<1	9	3	51	157	<1	<1	<1	47	25	28
17028	<0.2	2	<1	3	16	<1	<1	12	3	34	143	<1	<1	<1	39	24	30
17029	<0.2	1	<1	2	21	<1	<1	16	2	30	130	<1	<1	<1	43	11	26
17030	0.2	1	<1	3	149	<1	<1	32	4	52	400	<1	<1	<1	70	16	44
17031	0.2	1	<1	8	140	<1	<1	7	13	54	980	<1	<1	<1	64	48	79
17033	<0.2	1	<1	1	8	<1	<1	2	3	117	67	<1	<1	<1	217	16	16
17041	<0.2	1	<1	3	14	<1	<1	9	4	51	160	<1	<1	<1	83	23	25
17045	<0.2	1	<1	3	29	<1	<1	96	3	62	470	<1	<1	<1	106	26	28
17048	<0.2	1	<1	4	12	<1	<1	8	11	23	307	<1	<1	<1	39	33	42
17033 R	<0.2	<1	<1	1	7	<1	<1	2	3	113	70	<1	<1	<1	206	16	15
CG51509/LS4	0.3	14	1	39	51	<1	<1	12	47	27	1710	<1	<1	<1	34	103	207
16935	<0.2	3	<1	2	8	<1	<1	77	3	118	366	<1	<1	<1	187	38	92
16942	<0.2	3	<1	2	31	<1	<1	12	2	193	336	<1	<1	<1	250	30	62
16943	<0.2	2	<1	3	15	<1	<1	95	2	120	350	<1	<1	<1	216	19	60
16948	<0.2	3	<1	6	4	<1	<1	113	4	179	640	<1	<1	<1	300	42	101
16949	<0.2	3	<1	8	4	<1	<1	108	5	193	870	<1	<1	<1	242	63	122
16950	<0.2	3	<1	6	3	<1	<1	91	5	264	741	<1	<1	<1	309	48	93
16951	<0.2	4	<1	3	7	<1	<1	161	3	279	527	<1	<1	<1	437	29	61
16952	<0.2	2	<1	7	105	<1	<1	278	3	430	2200	<1	<1	<1	1220	28	63
16954	<0.2	2	<1	2	49	<1	<1	32	2	116	1370	<1	<1	<1	274	26	50
16955	<0.2	3	<1	2	38	<1	<1	30	2	128	812	<1	<1	<1	285	34	68
16960	<0.2	1	<1	<1	24	<1	<1	17	2	94	320	<1	<1	<1	117	11	24
16962	<0.2	1	<1	<1	17	<1	<1	10	2	95	201	<1	<1	<1	245	4	16
16969	<0.2	4	<1	5	15	<1	<1	46	8	195	174	<1	<1	<1	436	39	59
16970	<0.2	1	<1	<1	3	<1	<1	35	2	195	80	<1	<1	<1	502	3	21
16971	<0.2	<1	1	<1	5	<1	<1	46	1	392	105	<1	<1	<1	1120	2	22
16972	<0.2	1	<1	<1	4	<1	<1	122	1	462	124	<1	<1	<1	1620	4	30
16973	<0.2	1	<1	<1	4	<1	<1	151	1	591	126	<1	<1	<1	1650	4	51
16979	<0.2	1	<1	2	12	<1	<1	44	1	191	54	<1	<1	<1	374	2	30
16985	<0.2	1	10	1	7	<1	<1	151	3	361	227	<1	<1	<1	930	15	70
CG51509/LS4	0.3	14	1	39	50	<1	<1	12	48	26	1740	<1	<1	<1	35	102	209
16987	<0.2	2	<1	2	14	<1	<1	124	4	353	240	<1	<1	<1	992	24	78
16988	<0.2	4	<1	5	6	<1	<1	100	15	275	236	<1	<1	<1	901	59	165
16989	<0.2	4	<1	8	16	<1	<1	6	18	104	330	<1	<1	<1	262	56	67

SRC Geoanalytical Laboratories

Report No: G-09-1395

Azimut Exploration Inc.
 Attention: Jean-Marc Lulin
 PO #/Project:
 Samples: 147

125 - 15 Innovation Blvd., Saskatoon, Saskatchewan, S7N 2X8
 Tel: (306) 933-8118 Fax: (306) 933-5656 Email: geolab@src.sk.ca

Date of Report: October 23, 2009

ICP4 Aqua Regia Digestion

Sample Number	Aq ppm	As ppm	Bi ppm	Co ppm	Cu ppm	Ge ppm	Hg ppm	Mo ppm	Ni ppm	Pb ppm	S ppm	Sb ppm	Se ppm	Te ppm	U, ICP ppm	V ppm	Zn ppm
16990	<0.2	2	33	2	20	<1	<1	51	5	322	411	<1	<1	<1	832	21	45
16991	<0.2	1	<1	2	12	<1	<1	24	6	254	291	<1	<1	<1	704	16	48
16992	<0.2	3	<1	4	8	<1	<1	46	9	321	147	<1	<1	<1	933	27	90
16994	<0.2	2	<1	2	5	<1	<1	119	2	297	173	<1	<1	<1	939	13	89
16995	<0.2	3	<1	1	3	<1	<1	72	1	120	111	<1	<1	<1	380	7	42
16996	<0.2	2	<1	2	1	<1	<1	155	2	166	107	<1	<1	<1	531	11	64
17002	<0.2	1	<1	4	14	<1	<1	35	8	146	33	<1	<1	<1	480	28	55
17009	<0.2	2	<1	4	26	<1	<1	50	2	171	34	<1	<1	<1	531	22	31
17011	<0.2	2	<1	2	11	<1	<1	39	2	147	69	<1	<1	<1	360	21	28
17022	<0.2	1	<1	3	9	<1	<1	121	2	240	72	<1	<1	<1	800	35	37
17023	<0.2	2	<1	3	7	<1	<1	142	2	280	72	<1	<1	<1	1060	55	58
17024	<0.2	<1	<1	2	12	<1	<1	168	2	272	71	<1	<1	<1	853	20	22
17032	<0.2	3	<1	4	35	<1	<1	7	6	157	237	<1	<1	<1	159	52	47
17034	0.4	4	<1	16	274	<1	<1	51	19	117	4900	<1	<1	<1	232	86	84
17035	0.4	6	<1	21	269	<1	<1	16	30	88	7390	<1	<1	<1	245	87	169
17032 R	<0.2	2	<1	3	35	<1	<1	6	5	155	232	<1	<1	<1	154	50	46
CG51509/LS4	0.2	14	1	40	50	<1	<1	11	48	26	1710	<1	<1	<1	36	105	215
17036	<0.2	4	<1	5	39	<1	<1	4	8	168	380	<1	<1	<1	150	72	63
17037	<0.2	3	<1	4	5	<1	<1	27	14	147	94	<1	<1	<1	338	49	37
17038	<0.2	1	<1	5	37	<1	<1	64	5	160	420	<1	<1	<1	141	27	34
17039	<0.2	3	<1	7	35	<1	<1	16	5	111	300	<1	<1	<1	267	50	55
17040	<0.2	1	<1	6	52	<1	<1	24	3	70	470	<1	<1	<1	64	16	18
17044	<0.2	<1	<1	3	38	<1	<1	142	5	351	270	<1	<1	<1	591	14	24
17046	<0.2	3	<1	6	20	<1	<1	202	3	108	579	<1	<1	<1	268	69	90
17047	<0.2	2	<1	4	30	<1	<1	151	4	118	595	<1	<1	<1	336	34	44
17050	<0.2	1	<1	5	19	<1	<1	113	8	158	330	<1	<1	<1	420	32	37
17047 R	<0.2	1	<1	4	29	<1	<1	155	4	120	577	<1	<1	<1	343	34	44
CG51509/LS4	0.3	15	2	39	48	<1	<1	11	50	27	1700	1	<1	<1	34	99	223
16974	<0.2	1	<1	1	3	<1	<1	120	2	451	117	<1	<1	<1	1150	7	64
16975	<0.2	3	<1	1	4	<1	<1	316	3	656	171	<1	<1	<1	1770	10	88
16980	<0.2	1	<1	2	13	<1	<1	127	1	432	110	<1	<1	<1	1080	5	44
16981	<0.2	1	<1	<1	5	<1	<1	147	1	388	94	<1	<1	<1	809	4	59
16982	<0.2	<1	<1	1	9	<1	<1	119	1	758	194	<1	<1	<1	2040	3	24
16983	<0.2	1	<1	1	12	<1	<1	116	1	474	146	<1	<1	<1	1010	7	35
16984	<0.2	1	<1	<1	3	<1	<1	100	1	365	95	<1	<1	<1	892	5	24
16986	<0.2	3	<1	1	9	<1	<1	125	3	594	340	<1	<1	<1	1520	13	32
16993	<0.2	<1	<1	1	5	<1	<1	185	2	457	79	<1	<1	<1	1480	4	27
17042	<0.2	<1	<1	7	45	<1	<1	153	10	608	290	<1	<1	<1	1440	44	50
17043	<0.2	<1	<1	5	34	<1	<1	126	16	497	196	<1	<1	<1	1000	50	79
17049	<0.2	<1	<1	5	19	<1	<1	139	5	497	296	<1	<1	<1	1670	31	43

SRC Geoanalytical Laboratories125 - 15 Innovation Blvd., Saskatoon, Saskatchewan, S7N 2X8
Tel: (306) 933-8118 Fax: (306) 933-5656 Email: geolab@src.sk.ca

Report No: G-09-1395

Azimut Exploration Inc.
Attention: Jean-Marc Lulin
PO #/Project:
Samples: 147

Date of Report: October 23, 2009

ICP4 Aqua Regia Digestion

Sample Number	Aq ppm	As ppm	Bi ppm	Co ppm	Cu ppm	Ge ppm	Hg ppm	Mo ppm	Ni ppm	Pb ppm	S ppm	Sb ppm	Se ppm	Te ppm	U, ICP ppm	V ppm	Zn ppm
16967	<0.2	1	<1	<1	3	<1	<1	76	2	834	12	<1	<1	<1	2060	3	10
17025	<0.2	<1	<1	4	31	<1	<1	338	2	1340	95	<1	<1	<1	4290	21	25
17025 R	<0.2	<1	<1	5	32	<1	<1	342	2	1370	97	<1	<1	<1	4440	22	26

Aqua Regia: A 0.5 g pulp is digested with 2.00 ml of 3:1 HCL:HNO3 for 1 hour at 95 C.
The standard is LS4.

SRC Geoanalytical Laboratories

125 - 15 Innovation Blvd., Saskatoon, Saskatchewan, S7N 2X8
Tel: (306) 933-8118 Fax: (306) 933-5656 Email: geolab@src.sk.ca

Report No: G-09-1395

Azimet Exploration Inc.
Attention: Jean-Marc Lulin
PO #/Project:
Samples: 147

Date of Report: October 23, 2009

ICP1 Total Digestion

Column Header Details

Silver in ppm (Ag)
Aluminum in wt % (Al₂O₃)
Barium in ppm (Ba)
Beryllium in ppm (Be)
Calcium in wt % (CaO)

Cadmium in ppm (Cd)
Cerium in ppm (Ce)
Cobalt in ppm (Co)
Chromium in ppm (Cr)
Copper in ppm (Cu)

Dysprnnsium in ppm (Dy)
Erbium in ppm (Er)
Europium in ppm (Eu)
Iron in wt % (Fe₂O₃)
Gallium in ppm (Ga)

Gadolinium in ppm (Gd)
Hafnium in ppm (Hf)
Holmium in ppm (Ho)
Potassium in wt % (K₂O)
Lanthanum in ppm (La)

Lithium in ppm (Li)
Magnesium in wt % (MgO)
Manganese in wt % (MnO)
Molybdenum in ppm (Mo)
Sodium in wt % (Na₂O)

Niobium in ppm (Nb)
Neodymium in ppm (Nd)
Nickel in ppm (Ni)
Phosphorus in wt % (P₂O₅)
Lead in ppm (Pb)

Praseodymium in ppm (Pr)
Scandium in ppm (Sc)
Samarium in ppm (Sm)
Tin in ppm (Sn)
Strontium in ppm (Sr)

Tantalum in ppm (Ta)
Terbium in ppm (Tb)
Thorium in ppm (Th)
Titanium in wt % (TiO₂)
Uranium in ppm (U, ICP)

Azimut Exploration Inc.
Attention: Jean-Marc Lulin
PO #/Project:
Samples: 147

SRC Geoanalytical Laboratories
125 - 15 Innovation Blvd., Saskatoon, Saskatchewan, S7N 2X8
Tel: (306) 933-8118 Fax: (306) 933-5656 Email: geolab@src.sk.ca

Report No: G-09-1395

Date of Report: October 23, 2009

ICP1 Total Digestion

Column Header Details

Vanadium in ppm (V)
Tungsten in ppm (W)
Yttrium in ppm (Y)
Ytterbium in ppm (Yb)
Zinc in ppm (Zn)

Zirconium in ppm (Zr)

SRC Geoanalytical Laboratories

125 - 15 Innovation Blvd., Saskatoon, Saskatchewan, S7N 2X8
 Tel: (306) 933-8118 Fax: (306) 933-5656 Email: geolab@src.sk.ca

Report No: G-09-1395

Azimet Exploration Inc.
 Attention: Jean-Marc Lulin
 PO #/Project:
 Samples: 147

Date of Report: October 23, 2009

ICP1 Total Digestion

Sample Number	Ag ppm	Al2O3 wt %	Ba ppm	Be ppm	CaO wt %	Cd ppm	Ce ppm	Co ppm	Cr ppm	Cu ppm	Dy ppm	Er ppm	Eu ppm	Fe2O3 wt %	Ga ppm	Gd ppm	Hf ppm
CG51509/LS4	0.2	18.1	2200	2.1	4.69	<1	166	18	119	5	3.5	2.6	2.6	7.16	26	5	4
16936	<0.2	21.9	68	3.0	4.28	1	10	2	70	14	7.5	4.4	0.9	3.54	35	5	30
16937	<0.2	21.2	112	2.5	3.42	1	6	4	74	60	3.0	1.9	0.8	6.11	40	1	27
16939	0.4	13.8	684	0.4	0.41	<1	<1	<1	135	9	0.4	<0.2	0.3	0.56	12	<1	<1
16940	0.4	14.9	518	1.1	1.40	1	3	1	185	18	1.6	0.9	0.5	1.10	16	1	3
16941	<0.2	16.8	451	1.6	2.67	1	11	2	134	16	3.3	1.7	0.7	2.99	24	2	6
16944	<0.2	17.4	77	2.4	3.24	1	7	2	128	26	3.8	1.7	0.6	1.38	24	3	7
16945	<0.2	14.7	48	1.8	2.84	<1	7	2	148	8	4.0	2.1	0.6	1.72	21	3	6
16946	<0.2	15.0	100	1.7	2.72	<1	6	3	145	8	3.3	1.8	0.6	1.85	21	2	9
16947	<0.2	13.0	56	1.4	5.20	<1	32	3	137	3	21.0	14.7	1.0	3.62	22	17	17
16953	<0.2	21.4	99	2.7	6.25	1	22	2	124	44	17.4	11.9	1.0	3.76	33	13	58
16956	<0.2	21.6	58	2.9	4.06	1	30	2	99	12	3.4	2.2	0.8	3.18	33	3	12
16957	<0.2	19.2	88	2.5	3.69	1	23	3	81	12	4.2	2.7	0.8	3.51	31	3	14
16958	<0.2	13.3	587	1.1	0.42	<1	1	<1	111	22	1.6	1.0	0.4	1.08	15	1	1
16959	<0.2	15.7	786	0.6	0.97	1	4	1	106	16	2.7	1.8	0.6	1.62	16	2	<1
16961	<0.2	8.13	172	0.9	0.88	<1	<1	<1	145	13	0.8	<0.2	0.3	0.89	10	<1	4
16963	0.3	9.24	401	0.6	0.55	<1	<1	<1	135	24	0.4	<0.2	0.3	0.98	10	<1	1
16964	<0.2	15.2	258	1.8	1.82	<1	1	<1	108	5	0.8	0.2	0.5	0.52	19	<1	2
16965	<0.2	14.1	265	1.5	1.69	<1	<1	<1	118	13	0.2	<0.2	0.5	0.99	18	<1	1
16966	<0.2	12.1	360	1.0	1.17	<1	1	1	143	16	0.8	<0.2	0.5	0.76	13	<1	1
CG51509/LS4	0.2	17.8	2240	2.2	4.71	<1	171	18	121	4	3.2	2.8	2.6	7.36	25	5	4
16968	0.3	13.5	601	0.6	0.57	<1	1	<1	125	3	0.3	<0.2	0.5	0.55	13	<1	<1
16976	<0.2	14.6	486	0.5	0.25	<1	2	1	100	2	3.4	0.6	0.4	1.18	15	2	<1
16977	<0.2	14.5	242	0.8	0.44	1	5	2	116	11	1.2	0.5	0.3	0.65	17	1	5
16978	<0.2	13.0	297	0.7	0.38	<1	2	2	103	14	2.4	0.3	0.3	0.65	14	1	4
17001	<0.2	15.6	88	2.8	2.06	<1	24	2	105	10	2.0	1.1	0.5	1.13	22	2	4
17003	<0.2	12.8	79	2.5	1.54	<1	22	5	119	41	3.7	1.5	0.4	1.04	19	3	6
17004	<0.2	13.1	55	2.3	2.10	<1	14	3	125	23	3.9	1.9	0.3	0.96	17	3	7
17005	<0.2	13.8	289	2.3	0.97	<1	17	5	114	57	6.1	2.6	0.4	1.09	19	4	10
17006	<0.2	15.5	1060	1.1	1.33	1	49	4	118	36	2.2	0.5	0.8	1.38	18	2	<1
17007	<0.2	15.6	769	1.3	1.79	<1	38	8	96	83	1.6	0.3	0.7	1.15	19	1	1
17008	<0.2	15.7	582	1.7	2.12	1	121	4	105	42	3.7	0.3	0.9	1.24	20	5	2
17010	<0.2	13.4	1570	0.4	0.38	<1	52	2	92	25	2.6	<0.2	0.6	1.03	13	2	<1
17012	<0.2	14.6	1200	0.9	1.00	<1	34	1	96	11	2.6	0.6	0.7	1.03	16	2	<1
17013	<0.2	14.4	693	1.6	1.79	<1	49	5	112	46	2.6	<0.2	0.7	1.27	19	2	1
17014	<0.2	14.7	973	1.2	1.48	<1	29	4	113	43	1.8	<0.2	0.6	0.98	17	2	<1
17015	<0.2	14.5	1330	1.0	1.16	1	65	2	115	20	2.4	<0.2	0.8	0.69	16	3	<1
17016	<0.2	16.4	1020	1.5	1.81	1	128	3	97	34	4.4	<0.2	0.9	0.71	19	6	3
17017	<0.2	13.4	910	1.0	1.07	<1	32	3	110	23	1.0	0.4	0.6	0.96	16	1	<1
17013 R	<0.2	14.8	687	1.4	1.70	<1	47	6	110	46	3.2	<0.2	0.7	1.25	18	3	1

SRC Geoanalytical Laboratories

Report No: G-09-1395

Azimut Exploration Inc.
 Attention: Jean-Marc Lulin
 PO #/Project:
 Samples: 147

125 - 15 Innovation Blvd., Saskatoon, Saskatchewan, S7N 2X8
 Tel: (306) 933-8118 Fax: (306) 933-5656 Email: geolab@src.sk.ca

Date of Report: October 23, 2009

ICPI Total Digestion

Sample Number	Ag ppm	Al2O3 wt %	Ba ppm	Be ppm	CaO wt %	Cd ppm	Ce ppm	Co ppm	Cr ppm	Cu ppm	Dy ppm	Er ppm	Eu ppm	Fe2O3 wt %	Ga ppm	Gd ppm	Hf ppm
CG51509/LS4	<0.2	17.3	2220	2.1	4.57	<1	173	19	123	2	3.4	3.0	2.8	7.27	26	5	4
17018	0.2	13.9	1420	0.6	0.62	<1	24	3	112	13	0.7	<0.2	0.6	0.79	15	1	<1
17019	<0.2	15.4	595	1.7	2.17	1	123	3	119	32	3.5	<0.2	0.8	1.72	22	5	1
17020	<0.2	13.4	1090	1.0	1.10	<1	62	2	123	19	2.1	<0.2	0.8	1.10	17	3	<1
17021	<0.2	11.8	1240	0.6	0.38	<1	14	4	105	34	0.6	<0.2	0.6	0.54	12	<1	<1
17026	<0.2	13.6	1280	0.6	0.48	<1	17	3	111	21	0.7	<0.2	0.6	1.30	14	<1	<1
17027	<0.2	15.3	946	1.3	1.67	1	111	3	110	29	2.7	0.5	0.8	1.65	19	4	<1
17028	<0.2	13.8	1000	1.2	1.27	<1	50	3	105	17	1.5	0.3	0.7	1.60	18	2	<1
17029	<0.2	14.4	1240	0.8	1.01	1	49	2	109	24	1.6	0.4	0.7	0.98	15	2	<1
17030	<0.2	15.3	1200	1.0	1.37	1	21	3	103	171	1.3	<0.2	0.6	1.32	17	1	<1
17031	<0.2	17.5	553	1.7	3.07	1	68	9	129	155	2.6	0.7	0.8	2.61	23	3	<1
17033	<0.2	4.31	485	<0.2	0.12	<1	4	1	161	9	2.6	<0.2	0.3	1.05	6	1	21
17041	<0.2	14.8	863	2.0	1.74	<1	143	3	112	17	4.6	1.6	0.9	1.74	18	6	1
17045	<0.2	18.4	881	1.9	2.39	1	81	3	97	34	2.3	0.2	0.9	1.90	23	3	<1
17048	0.4	16.0	457	1.9	2.82	1	55	5	131	14	1.6	0.6	0.7	2.38	22	2	1
17033 R	<0.2	4.22	477	0.2	0.12	<1	4	1	152	9	2.5	<0.2	0.2	1.00	6	1	19
CG51509/LS4	0.2	17.9	2320	2.2	4.81	<1	165	20	125	3	3.3	2.8	2.7	7.36	24	6	4
16935	<0.2	22.4	133	2.8	5.55	1	14	2	60	7	10.1	8.2	1.1	4.26	35	8	44
16942	<0.2	15.7	80	2.1	3.08	<1	9	3	110	36	5.5	4.5	0.7	4.25	27	4	10
16943	<0.2	17.0	90	2.1	3.42	1	9	4	91	17	6.0	4.4	0.7	3.05	25	5	6
16948	<0.2	17.5	129	1.8	8.28	<1	54	7	63	6	37.6	25.2	1.6	6.21	32	33	49
16949	<0.2	16.6	142	1.6	11.4	<1	78	8	46	3	57.0	38.2	2.2	8.42	36	50	95
16950	<0.2	17.8	122	1.8	10.0	<1	67	6	53	4	45.1	30.2	1.9	5.82	32	38	91
16951	<0.2	19.2	117	2.3	7.35	1	37	3	66	9	28.6	19.8	1.3	3.92	29	24	44
16952	<0.2	17.2	105	2.1	4.37	<1	21	9	84	111	18.5	13.6	1.0	3.47	27	16	55
16954	<0.2	20.5	98	2.8	4.43	1	10	3	67	53	9.3	6.8	0.8	3.04	31	7	29
16955	<0.2	21.1	120	2.8	4.55	1	13	2	68	41	10.0	7.8	0.9	3.41	33	8	28
16960	<0.2	12.1	561	0.9	0.64	<1	2	1	141	27	2.2	2.1	0.5	1.47	14	1	2
16962	<0.2	8.42	375	0.6	0.43	<1	1	<1	140	18	1.8	1.8	0.3	0.80	9	1	5
16969	<0.2	16.0	565	2.0	1.91	<1	24	6	104	17	5.0	3.7	0.7	3.16	19	4	1
16970	<0.2	15.7	510	1.0	0.74	1	6	1	116	5	4.2	2.9	0.5	0.66	15	4	<1
16971	2.1	17.3	475	1.6	1.01	1	6	1	83	8	9.5	6.4	0.6	0.71	17	8	2
16972	0.9	16.1	462	0.9	0.57	<1	6	1	85	7	10.0	6.5	0.6	1.31	15	10	2
16973	2.5	13.2	350	1.2	0.60	<1	6	2	103	8	10.4	6.7	0.5	1.18	14	9	2
16979	<0.2	14.8	395	0.4	0.21	<1	2	3	91	15	4.8	3.2	0.4	0.69	15	4	6
16985	<0.2	14.1	333	1.7	0.77	<1	6	1	139	10	8.7	5.8	0.5	1.86	17	7	2
CG51509/LS4	<0.2	17.9	2300	2.2	4.78	<1	164	19	119	2	3.3	3.0	2.8	7.31	26	6	4
16987	<0.2	15.3	455	1.0	0.65	<1	12	3	100	16	8.2	5.7	0.6	3.48	20	7	3
16988	<0.2	16.0	569	0.8	0.58	<1	16	6	132	8	6.4	4.6	0.6	6.67	26	6	2
16989	<0.2	17.2	460	1.9	2.78	1	39	12	131	17	4.2	3.2	1.0	4.69	23	4	3

SRC Geoanalytical Laboratories

125 - 15 Innovation Blvd., Saskatoon, Saskatchewan, S7N 2X8
 Tel: (306) 933-8118 Fax: (306) 933-5656 Email: geolab@src.sk.ca

Report No: G-09-1395

Azimut Exploration Inc.
 Attention: Jean-Marc Lulin
 PO #/Project:
 Samples: 147

Date of Report: October 23, 2009

ICP1 Total Digestion

Sample Number	Ag ppm	Al2O3 wt %	Ba ppm	Be ppm	CaO wt %	Cd ppm	Ce ppm	Co ppm	Cr ppm	Cu ppm	Dy ppm	Er ppm	Eu ppm	Fe2O3 wt %	Ga ppm	Gd ppm	Hf ppm
16990	<0.2	17.5	428	2.4	1.64	1	16	3	101	24	8.4	5.5	0.7	2.15	22	7	2
16991	0.2	18.0	344	2.4	1.58	<1	11	3	112	16	5.5	3.9	0.6	2.51	25	5	2
16992	<0.2	17.8	441	1.5	0.90	1	13	5	93	11	7.0	5.4	0.6	3.68	25	6	1
16994	<0.2	13.0	355	0.8	0.44	<1	5	2	119	8	7.4	5.1	0.5	2.83	18	6	2
16995	<0.2	15.9	541	0.7	0.34	1	3	1	83	5	4.1	3.0	0.5	1.57	17	3	1
16996	<0.2	12.4	414	0.5	0.27	<1	5	2	110	3	5.3	3.6	0.4	2.48	15	4	1
17002	<0.2	11.9	70	2.0	1.30	<1	27	5	138	15	7.7	5.8	0.5	2.20	20	6	14
17009	<0.2	14.7	971	1.2	1.42	<1	153	5	106	31	5.8	4.0	1.0	1.52	17	7	<1
17011	<0.2	14.5	892	1.4	1.58	<1	95	3	95	13	3.9	2.6	0.9	1.38	18	4	1
17022	<0.2	11.5	291	1.6	1.66	<1	264	3	163	12	11.6	6.5	1.0	1.94	17	14	<1
17023	<0.2	13.8	629	1.4	1.47	<1	227	4	114	10	11.3	7.1	1.1	2.88	21	13	1
17024	<0.2	12.0	904	0.9	0.82	<1	170	2	127	14	9.6	5.8	0.9	1.15	13	10	<1
17032	0.2	12.7	1080	1.0	0.97	<1	20	4	139	40	1.6	1.7	0.6	3.11	19	1	10
17034	0.3	15.7	783	1.9	1.84	<1	11	17	108	279	3.7	3.4	0.8	6.27	30	2	11
17035	0.6	19.3	717	2.6	2.62	1	20	23	80	287	2.5	2.3	0.8	7.22	37	2	2
17032 R	0.2	12.3	1060	1.0	0.96	<1	22	4	137	39	1.7	1.8	0.6	3.03	19	1	11
CG51509/LS4	0.3	18.3	2230	2.0	4.90	<1	161	19	120	3	3.4	2.8	2.8	6.98	25	6	4
17036	0.3	19.8	1200	2.2	2.12	1	10	6	70	41	0.8	1.4	0.8	4.15	30	<1	1
17037	<0.2	17.2	262	3.2	3.25	1	339	5	104	8	10.6	5.6	1.5	2.24	26	16	1
17038	<0.2	16.0	464	2.4	2.53	1	232	5	111	43	6.3	3.6	1.0	1.87	23	10	1
17039	0.3	14.3	511	1.8	1.97	<1	44	9	125	39	4.6	3.4	0.8	2.86	22	4	3
17040	0.3	14.4	526	2.0	1.94	<1	52	7	135	59	2.2	1.5	0.5	1.41	19	3	1
17044	<0.2	18.0	91	3.6	3.75	1	417	3	90	48	13.0	7.1	1.5	1.20	23	19	3
17046	<0.2	16.5	360	2.0	2.57	<1	212	8	100	23	6.5	4.0	1.1	4.22	28	9	1
17047	<0.2	16.5	973	1.5	1.65	1	242	5	91	33	5.6	3.3	1.0	2.35	22	8	1
17050	<0.2	14.6	499	1.7	2.42	<1	130	6	147	22	5.8	3.3	0.9	1.97	20	7	<1
17047 R	<0.2	16.6	978	1.5	1.66	<1	249	4	92	33	6.5	3.7	1.1	2.36	22	10	2
CG51509/LS4	<0.2	17.7	2120	2.0	4.63	1	154	19	115	4	3.5	2.3	2.3	7.29	24	5	3
16974	<0.2	13.9	362	0.7	0.37	<1	7	2	111	6	10.8	5.4	0.5	1.71	15	8	6
16975	<0.2	10.4	250	0.5	0.30	<1	13	3	139	8	21.6	11.5	0.6	2.42	13	16	7
16980	<0.2	14.7	407	0.5	0.36	<1	6	3	73	15	12.6	6.0	0.6	1.74	15	9	3
16981	<0.2	16.8	452	0.6	0.39	1	6	2	64	8	10.1	5.3	0.6	1.72	16	7	2
16982	<0.2	16.4	407	1.0	0.51	1	10	2	73	13	17.9	8.5	0.7	1.23	16	14	5
16983	<0.2	17.0	385	1.4	0.80	1	7	2	69	16	11.5	5.3	0.6	1.44	18	8	3
16984	<0.2	15.5	331	1.4	0.88	<1	6	1	87	5	8.7	4.3	0.5	1.08	16	7	3
16986	<0.2	15.5	475	1.2	0.65	<1	11	2	108	13	14.0	7.1	0.6	1.84	16	11	4
16993	<0.2	15.4	392	0.8	0.51	<1	7	3	85	10	10.7	5.3	0.5	1.16	15	8	3
17042	<0.2	18.5	127	3.3	3.38	1	733	8	92	53	29.9	16.2	2.3	2.95	26	37	7
17043	<0.2	18.5	131	3.3	3.51	1	562	7	126	41	22.8	12.2	1.9	2.93	27	28	5
17049	<0.2	15.2	327	1.7	2.43	<1	576	6	107	21	22.2	12.0	1.6	1.93	21	27	5

SRC Geoanalytical Laboratories

Report No: G-09-1395

Azimut Exploration Inc.
Attention: Jean-Marc Lulin
PO #/Project:
Samples: 147

125 - 15 Innovation Blvd., Saskatoon, Saskatchewan, S7N 2X8
Tel: (306) 933-8118 Fax: (306) 933-5656 Email: geolab@src.sk.ca

Date of Report: October 23, 2009

ICPI Total Digestion

Sample Number	Aq ppm	Al2O3 wt %	Ba ppm	Be ppm	CaO wt %	Cd ppm	Ce ppm	Co ppm	Cr ppm	Cu ppm	Dy ppm	Er ppm	Eu ppm	Fe2O3 wt %	Ga ppm	Gd ppm	Hf ppm
16967	<0.2	9.09	256	0.8	0.79	<1	9	1	164	15	14.1	7.6	0.4	0.64	10	9	19
17025	<0.2	3.98	168	0.2	0.35	<1	850	4	246	37	51.0	28.3	2.1	1.51	5	53	9
17025 R	<0.2	3.97	167	0.2	0.35	<1	851	5	246	36	52.0	29.2	2.1	1.50	4	52	10

SRC Geoanalytical Laboratories

125 - 15 Innovation Blvd., Saskatoon, Saskatchewan, S7N 2X8
 Tel: (306) 933-8118 Fax: (306) 933-5656 Email: geolab@src.sk.ca

Report No: G-09-1395

Azimut Exploration Inc.
 Attention: Jean-Marc Lulin
 PO #/Project:
 Samples: 147

Date of Report: October 23, 2009

ICP1 Total Digestion

Sample Number	Ho ppm	K2O wt %	La ppm	Li ppm	MgO wt %	MnO wt %	Mo ppm	Na2O wt %	Nb ppm	Nd ppm	Ni ppm	P2O5 wt %	Pb ppm	Pr ppm	Sc ppm	Sm ppm	Sr ppm	Ti ppm	Zn ppm
CG51509/LS4	1	3.21	85	28	2.73	0.07	1	3.26	8	60	25	0.67	20	15	13	8	4		
16936	2	1.86	2	39	1.10	0.08	46	7.12	20	3	5	0.50	135	<1	10	3	<1		
16937	1	3.28	2	59	1.72	0.12	131	6.15	31	1	8	0.28	104	<1	17	1	<1		
16939	<1	8.73	<1	2	0.07	<0.01	13	2.00	<1	<1	5	0.06	43	<1	<1	<1	<1		
16940	<1	6.09	1	8	0.20	0.01	13	3.31	4	1	5	0.18	52	<1	1	1	<1		
16941	1	3.95	4	35	0.82	0.06	21	4.44	9	5	8	0.38	71	<1	7	2	<1		
16944	<1	1.57	2	14	0.32	0.02	33	5.85	5	4	5	0.33	83	<1	2	2	<1		
16945	1	1.21	2	19	0.41	0.03	50	4.82	7	4	4	0.33	107	<1	3	2	<1		
16946	1	1.94	2	20	0.45	0.04	54	4.63	6	3	6	0.31	102	<1	4	2	<1		
16947	5	1.82	7	37	0.94	0.07	53	3.80	13	23	5	2.49	113	3	8	9	<1		
16953	5	2.50	5	34	1.01	0.07	35	6.69	20	12	6	2.04	135	2	12	7	<1		
16956	1	1.46	13	35	0.99	0.06	10	7.07	13	10	5	0.30	51	1	8	3	<1		
16957	1	1.62	11	38	1.08	0.07	118	6.03	15	9	7	0.45	56	1	9	3	<1		
16958	<1	8.25	<1	9	0.20	0.02	11	1.96	6	1	3	0.12	62	<1	3	<1	<1		
16959	<1	8.57	1	17	0.38	0.04	71	2.69	7	3	3	0.33	63	<1	4	1	<1		
16961	<1	2.29	<1	9	0.18	0.02	9	2.15	4	<1	3	0.01	67	<1	2	<1	<1		
16963	<1	4.55	<1	7	0.16	0.01	27	1.73	4	<1	3	0.02	54	<1	2	<1	<1		
16964	<1	3.86	1	5	0.12	0.01	5	4.22	2	<1	4	0.02	45	<1	1	<1	<1		
16965	<1	3.44	<1	8	0.18	0.02	5	4.01	3	<1	5	0.02	34	<1	1	<1	<1		
16966	<1	4.04	<1	7	0.15	0.02	16	3.01	4	<1	5	0.02	51	<1	1	<1	<1		
CG51509/LS4	2	3.16	88	28	2.78	0.07	1	3.20	7	58	25	0.67	20	14	13	8	2		
16968	<1	7.33	<1	5	0.11	<0.01	7	2.37	2	<1	4	0.02	43	<1	1	<1	<1		
16976	<1	9.47	<1	14	0.31	0.02	67	2.08	4	3	2	0.06	134	<1	2	1	<1		
16977	<1	6.96	1	5	0.21	<0.01	6	3.32	3	2	3	0.02	59	<1	1	<1	1		
16978	<1	6.11	1	5	0.21	<0.01	13	3.10	1	1	4	0.02	97	<1	1	1	<1		
17001	<1	1.40	11	22	0.36	0.02	14	5.28	12	9	7	0.03	49	1	3	2	<1		
17003	<1	2.19	9	19	0.31	0.02	13	4.18	9	10	7	0.02	79	1	2	3	4		
17004	<1	0.94	6	17	0.30	0.02	26	4.48	8	6	6	0.02	87	1	2	2	1		
17005	1	4.68	5	14	0.27	0.04	49	3.59	16	8	5	0.02	162	1	5	3	3		
17006	<1	6.30	25	16	0.57	0.02	25	3.04	4	16	6	0.05	83	3	2	3	2		
17007	<1	4.71	20	14	0.47	0.02	20	3.64	3	12	4	0.05	61	3	2	2	7		
17008	<1	3.42	63	16	0.52	0.02	15	4.11	3	38	3	0.05	138	10	2	6	2		
17010	<1	8.06	27	13	0.39	0.01	22	1.88	3	17	3	0.03	122	4	1	3	1		
17012	<1	6.94	18	14	0.44	0.01	16	2.71	3	12	5	0.03	109	2	1	2	<1		
17013	<1	4.03	25	21	0.52	0.02	32	3.49	3	16	4	0.03	136	3	1	3	4		
17014	<1	5.50	15	14	0.38	0.01	35	3.16	2	10	3	0.03	90	1	1	2	3		
17015	<1	6.73	31	10	0.25	<0.01	11	2.70	<1	20	4	0.03	98	5	<1	3	1		
17016	<1	5.59	65	10	0.26	0.01	31	3.66	1	42	3	0.04	138	11	<1	6	2		
17017	<1	5.47	17	13	0.41	0.01	7	2.72	3	10	5	0.03	50	2	1	1	1		
17013 R	<1	4.11	24	19	0.50	0.02	35	3.57	3	16	5	0.03	139	3	1	3	4		

SRC Geoanalytical Laboratories

Report No: G-09-1395

Azimut Exploration Inc.
 Attention: Jean-Marc Lulin
 PO #/Project:
 Samples: 147

125 - 15 Innovation Blvd., Saskatoon, Saskatchewan, S7N 2X8
 Tel: (306) 933-8118 Fax: (306) 933-5656 Email: geolab@src.sk.ca

Date of Report: October 23, 2009

ICP1 Total Digestion

Sample Number	Ho ppm	K2O wt %	La ppm	Li ppm	MgO wt %	MnO wt %	Mo ppm	Na2O wt %	Nb ppm	Nd ppm	Ni ppm	P2O5 wt %	Pb ppm	Pr ppm	Sc ppm	Sm ppm	Sn ppm
CG51509/LS4	1	3.06	86	28	2.74	0.07	1	3.11	8	60	25	0.69	20	14	13	8	3
17018	<1	7.83	13	11	0.34	0.01	6	2.15	2	7	4	0.03	57	1	1	1	1
17019	<1	3.70	64	25	0.76	0.02	24	3.87	5	39	5	0.05	82	10	3	6	<1
17020	<1	6.08	32	18	0.48	0.02	18	2.45	3	20	5	0.04	99	4	2	3	1
17021	<1	5.27	7	7	0.20	<0.01	14	1.90	1	4	4	0.03	51	1	1	1	4
17026	<1	6.98	9	19	0.57	0.02	39	2.16	5	5	5	0.03	85	1	2	1	1
17027	<1	5.20	55	20	0.72	0.02	13	3.27	5	34	6	0.05	87	9	3	5	<1
17028	<1	5.24	26	21	0.75	0.02	24	2.77	4	15	6	0.04	71	3	3	2	<1
17029	<1	6.24	23	11	0.42	0.01	26	2.67	2	15	4	0.03	73	4	1	2	<1
17030	<1	5.94	10	16	0.61	0.02	34	3.05	3	7	8	0.04	88	1	2	1	<1
17031	<1	2.56	34	32	1.32	0.03	12	4.57	8	22	16	0.07	86	5	6	4	<1
17033	1	2.51	1	12	0.39	0.01	3	0.58	3	<1	5	0.01	138	<1	2	<1	1
17041	<1	4.57	74	23	0.77	0.03	15	3.42	5	45	6	0.04	81	12	4	7	<1
17045	<1	5.18	42	15	0.70	0.02	111	4.30	6	27	5	0.04	94	7	3	4	<1
17048	<1	3.05	28	29	1.21	0.04	11	3.95	6	16	14	0.08	46	4	5	3	<1
17033 R	1	2.45	1	12	0.38	0.01	4	0.58	2	<1	4	0.01	137	<1	2	<1	1
CG51509/LS4	1	3.11	90	29	2.79	0.07	1	3.21	9	62	25	0.68	18	14	13	8	2
16935	3	2.76	3	49	1.38	0.09	79	6.67	20	8	5	1.49	131	<1	12	5	<1
16942	1	1.92	2	46	1.14	0.08	15	4.68	16	7	3	0.47	205	<1	10	3	<1
16943	1	2.19	2	36	0.78	0.06	97	5.19	12	8	3	0.61	121	<1	6	3	<1
16948	9	3.16	12	57	1.64	0.12	117	4.80	22	46	5	4.29	203	7	14	18	<1
16949	14	3.73	15	78	2.24	0.17	111	4.09	31	67	6	6.95	228	11	20	28	<1
16950	11	3.01	14	54	1.52	0.11	96	4.90	22	50	4	5.51	282	8	14	22	<1
16951	7	2.51	7	37	1.02	0.08	167	5.85	14	32	4	3.30	288	5	9	13	<1
16952	5	2.03	4	29	0.83	0.06	294	5.28	16	19	5	1.49	438	1	9	8	<1
16954	2	2.19	2	28	0.79	0.05	34	6.61	17	7	5	0.86	124	<1	10	4	<1
16955	3	2.72	3	33	0.96	0.06	32	6.59	21	10	4	0.98	139	<1	11	5	<1
16960	<1	6.30	1	17	0.37	0.04	19	2.15	9	2	3	0.08	108	<1	12	<1	<1
16962	<1	4.30	<1	7	0.15	0.02	12	1.55	4	1	3	0.04	111	<1	2	<1	<1
16969	1	6.21	12	35	1.41	0.05	48	3.28	9	14	11	0.17	206	1	9	3	<1
16970	<1	8.39	1	6	0.20	0.01	38	2.84	2	6	4	0.12	208	<1	1	2	<1
16971	1	8.20	<1	11	0.20	0.01	47	3.54	2	11	3	0.11	398	<1	1	4	<1
16972	2	9.00	<1	25	0.37	0.02	125	2.78	5	14	3	0.10	477	<1	3	5	<1
16973	2	6.76	<1	19	0.34	0.02	160	2.47	3	14	2	0.07	610	<1	2	5	<1
16979	<1	9.28	<1	6	0.21	<0.01	49	2.29	1	4	3	0.04	208	<1	1	2	<1
16985	1	6.38	<1	18	0.56	0.02	156	3.01	7	11	5	0.12	369	<1	4	4	<1
CG51509/LS4	1	3.19	89	30	2.79	0.07	2	3.23	8	64	24	0.69	20	15	13	9	1
16987	2	8.98	2	47	1.03	0.06	127	2.17	12	13	7	0.20	368	<1	8	4	<1
16988	2	10.1	6	100	2.02	0.11	105	1.71	22	13	19	0.28	297	<1	15	3	2
16989	1	3.99	20	43	2.36	0.07	7	4.53	7	19	25	0.20	116	2	12	4	<1

SRC Geoanalytical Laboratories

125 - 15 Innovation Blvd., Saskatoon, Saskatchewan, S7N 2X8
 Tel: (306) 933-8118 Fax: (306) 933-5656 Email: geolab@src.sk.ca

Report No: G-09-1395

Azimet Exploration Inc.
 Attention: Jean-Marc Lulin
 PO #/Project:
 Samples: 147

Date of Report: October 23, 2009

ICP1 Total Digestion

Sample Number	Ho ppm	K2O wt %	La ppm	Li ppm	MgO wt %	MnO wt %	Mo ppm	Na2O wt %	Nb ppm	Nd ppm	Ni ppm	P2O5 wt %	Pb ppm	Pr ppm	Sc ppm	Sm ppm	Sn ppm
16990	1	6.01	6	24	0.70	0.04	54	4.19	7	13	8	0.11	345	<1	5	4	<1
16991	1	6.54	4	31	0.74	0.04	27	4.23	13	10	9	0.09	284	<1	6	3	<1
16992	1	9.07	4	59	1.10	0.07	148	3.14	13	11	11	0.16	359	<1	9	3	<1
16994	1	7.23	<1	38	0.78	0.05	119	2.07	12	10	3	0.08	326	<1	7	3	<1
16995	1	9.80	1	23	0.42	0.03	77	2.33	7	5	3	0.08	152	<1	3	2	<1
16996	1	7.73	1	49	0.70	0.04	204	1.64	8	8	3	0.10	186	<1	6	2	<1
17002	1	2.60	11	46	0.73	0.05	37	3.32	18	15	10	0.06	159	2	5	4	2
17009	1	5.29	80	22	0.62	0.02	56	3.14	4	54	3	0.05	174	13	2	9	2
17011	<1	4.93	50	23	0.58	0.02	41	3.13	3	32	3	0.04	155	7	2	5	1
17022	1	2.06	141	29	0.88	0.03	125	3.11	8	97	3	0.06	246	24	4	15	<1
17023	2	4.32	120	46	1.34	0.05	147	3.04	13	82	3	0.06	282	20	7	13	<1
17024	1	5.36	89	17	0.50	0.02	172	2.30	4	64	3	0.05	280	15	2	10	<1
17032	<1	5.51	10	33	1.22	0.04	9	2.20	9	7	6	0.03	191	<1	7	1	1
17034	1	4.51	6	48	2.05	0.07	56	3.35	15	6	22	0.06	177	<1	11	1	1
17035	1	4.64	11	64	2.35	0.08	19	4.51	14	9	32	0.08	110	<1	13	1	<1
17032 R	<1	5.45	12	33	1.18	0.04	10	2.12	8	8	7	0.04	195	1	6	1	1
CG51509/LS4	1	3.18	84	27	2.64	0.07	2	3.28	8	65	25	0.69	20	15	12	9	4
17036	<1	6.48	6	45	1.65	0.05	7	4.17	12	5	10	0.04	191	<1	9	1	<1
17037	1	1.46	181	39	1.12	0.04	43	5.09	8	123	19	0.10	162	34	5	19	<1
17038	<1	2.58	127	22	0.73	0.02	66	4.66	7	84	7	0.07	171	23	3	12	<1
17039	1	3.46	24	37	1.32	0.04	18	3.37	14	18	6	0.04	125	3	6	3	<1
17040	<1	3.06	29	14	0.48	0.02	26	3.91	4	19	5	0.04	87	5	2	3	<1
17044	1	0.65	214	15	0.48	0.01	147	5.62	2	151	7	0.11	360	41	1	23	<1
17046	1	2.94	112	42	1.70	0.06	231	4.19	16	75	4	0.09	150	19	8	11	<1
17047	<1	5.94	131	29	1.02	0.03	155	3.38	8	73	5	0.07	141	19	4	11	<1
17050	<1	3.17	72	26	0.96	0.03	122	3.42	6	47	11	0.07	180	11	4	7	<1
17047 R	1	5.97	134	30	1.03	0.03	160	3.42	8	85	6	0.07	144	22	4	13	<1
CG51509/LS4	1	3.19	85	29	2.77	0.07	2	3.25	6	59	26	0.65	21	16	12	8	3
16974	2	8.40	<1	29	0.48	0.03	127	2.19	6	9	5	0.05	505	<1	4	4	<1
16975	4	6.28	<1	50	0.67	0.04	393	1.51	9	18	5	0.06	745	<1	6	8	<1
16980	2	8.54	<1	15	0.61	0.02	146	2.64	5	10	4	0.06	458	<1	4	5	<1
16981	1	9.51	<1	15	0.63	0.02	156	3.15	5	9	4	0.07	436	<1	3	4	<1
16982	3	9.49	<1	16	0.36	0.02	122	2.87	5	16	4	0.12	798	<1	2	7	<1
16983	2	7.93	<1	14	0.46	0.02	119	3.82	6	10	5	0.10	546	<1	3	5	<1
16984	1	7.49	<1	9	0.32	0.02	105	3.21	4	8	4	0.10	401	<1	2	4	<1
16986	2	9.21	<1	22	0.51	0.03	131	2.44	7	14	7	0.18	676	<1	4	6	<1
16993	2	8.83	<1	17	0.31	0.02	192	2.66	4	10	4	0.06	478	<1	2	4	<1
17042	4	1.58	409	39	1.33	0.04	156	5.48	10	275	14	0.15	683	83	5	42	<1
17043	3	1.48	317	39	1.37	0.04	139	5.60	9	213	20	0.14	534	62	6	32	<1
17049	3	2.38	321	28	0.94	0.03	142	4.23	7	217	6	0.12	518	65	4	32	<1

Azimut Exploration Inc.
Attention: Jean-Marc Lulin
PO #/Project:
Samples: 147

SRC Geoanalytical Laboratories
125 - 15 Innovation Blvd., Saskatoon, Saskatchewan, S7N 2X8
Tel: (306) 933-8118 Fax: (306) 933-5656 Email: geolab@src.sk.ca

Report No: G-09-1395

Date of Report: October 23, 2009

ICP1 Total Digestion

Sample Number	Ho ppm	K2O wt %	La ppm	Li ppm	MgO wt %	MnO wt %	Mo ppm	Na2O wt %	Nb ppm	Nd ppm	Ni ppm	P2O5 wt %	Pb ppm	Pr ppm	Sc ppm	Sm ppm	Sn ppm
16967	2	3.33	1	7	0.12	0.01	79	2.28	5	10	3	0.03	924	<1	1	4	<1
17025	8	1.44	455	21	0.60	0.02	343	0.80	9	324	3	0.12	1480	86	3	53	1
17025 R	8	1.43	449	21	0.59	0.02	347	0.81	10	321	3	0.12	1500	84	2	52	2

Azimet Exploration Inc.
 Attention: Jean-Marc Lulin
 PO #/Project:
 Samples: 147

SRC Geoanalytical Laboratories
 125 - 15 Innovation Blvd., Saskatoon, Saskatchewan, S7N 2X8
 Tel: (306) 933-8118 Fax: (306) 933-5656 Email: geolab@src.sk.ca

Report No: G-09-1395

Date of Report: October 23, 2009

ICP1 Total Digestion

Sample Number	Sr ppm	Ta ppm	Tb ppm	Th ppm	TiO2 wt %	U, ICP ppm	V ppm	W ppm	Y ppm	Yb ppm	Zn ppm	Zr ppm
CG51509/LS4	1180	<1	<1	13	1.02	3	122	<1	22	2.1	87	174
16936	267	<1	1	72	0.48	136	39	<1	56	7.8	95	878
16937	224	<1	<1	68	0.80	141	57	<1	27	4.5	128	760
16939	154	<1	<1	6	0.03	6	2	<1	3	0.3	6	14
16940	171	<1	<1	21	0.11	32	7	<1	12	1.3	17	99
16941	213	<1	<1	45	0.34	99	28	<1	25	2.6	66	202
16944	221	<1	<1	60	0.14	106	9	<1	27	2.9	30	214
16945	176	<1	<1	66	0.20	85	11	<1	27	3.1	40	216
16946	178	<1	<1	45	0.21	73	13	<1	22	2.8	43	288
16947	149	<1	3	84	0.44	79	24	<1	153	14.0	84	505
16953	241	<1	4	50	0.49	190	40	<1	150	16.3	80	1640
16956	279	<1	<1	30	0.40	53	39	<1	26	3.3	90	365
16957	240	<1	<1	25	0.45	62	45	<1	32	3.9	96	419
16958	127	<1	<1	15	0.11	21	7	<1	13	1.6	15	39
16959	184	<1	<1	9	0.20	40	13	<1	20	1.8	30	22
16961	85	<1	<1	71	0.10	148	6	<1	5	1.0	18	134
16963	97	<1	<1	16	0.09	16	6	<1	4	0.7	14	51
16964	160	<1	<1	28	0.06	23	4	<1	7	1.1	13	86
16965	163	<1	<1	14	0.09	13	6	<1	2	0.4	14	41
16966	140	<1	<1	32	0.08	51	5	<1	6	1.0	15	61
CG51509/LS4	1180	<1	<1	13	1.01	2	124	<1	23	2.1	87	192
16968	161	<1	<1	11	0.06	8	7	<1	2	0.4	11	26
16976	99	<1	<1	38	0.13	201	5	<1	18	1.8	32	17
16977	85	<1	<1	18	0.05	33	2	<1	8	1.1	16	120
16978	85	<1	<1	44	0.05	156	1	<1	13	1.6	18	91
17001	136	5	<1	30	0.10	41	17	<1	13	2.4	41	104
17003	105	<1	<1	105	0.09	116	11	<1	25	4.0	32	164
17004	137	<1	<1	61	0.08	111	11	<1	25	4.3	21	189
17005	100	6	1	148	0.09	287	9	<1	43	8.4	39	235
17006	217	<1	<1	27	0.15	116	21	<1	12	1.3	29	34
17007	210	<1	<1	23	0.12	97	17	<1	9	1.1	28	55
17008	216	<1	<1	57	0.14	224	20	<1	17	1.6	39	63
17010	214	<1	<1	41	0.11	287	16	<1	13	1.4	22	18
17012	224	<1	<1	40	0.12	149	13	<1	15	1.7	14	31
17013	228	<1	<1	50	0.14	214	18	<1	15	1.6	28	44
17014	229	<1	<1	31	0.11	307	14	<1	10	1.2	22	37
17015	249	<1	<1	35	0.07	216	8	<1	12	1.4	15	33
17016	266	<1	<1	81	0.07	277	8	<1	21	2.2	13	103
17017	190	<1	<1	12	0.10	16	14	<1	6	0.6	22	27
17013 R	224	<1	<1	52	0.13	220	18	<1	16	2.1	29	43

SRC Geoanalytical Laboratories

Report No: G-09-1395

Azimut Exploration Inc.
 Attention: Jean-Marc Lulin
 PO #/Project:
 Samples: 147

125 - 15 Innovation Blvd., Saskatoon, Saskatchewan, S7N 2X8
 Tel: (306) 933-8118 Fax: (306) 933-5656 Email: geolab@src.sk.ca

Date of Report: October 23, 2009

ICP1 Total Digestion

Sample Number	Sr ppm	Ta ppm	Tb ppm	Th ppm	TiO2 wt %	U, ICP ppm	V ppm	W ppm	Y ppm	Yb ppm	Zn ppm	Zr ppm
CG51509/LS4	1160	<1	<1	13	0.98	3	119	<1	22	2.2	89	158
17018	206	<1	<1	9	0.08	21	12	<1	4	0.4	21	11
17019	217	<1	<1	47	0.19	272	28	<1	19	1.3	43	49
17020	210	<1	<1	27	0.12	189	17	<1	11	1.0	27	17
17021	176	<1	<1	7	0.05	53	9	<1	4	0.4	12	23
17026	186	<1	<1	9	0.14	47	22	<1	5	0.4	29	3
17027	214	<1	<1	54	0.18	63	28	<1	13	0.8	35	24
17028	219	<1	<1	26	0.17	48	26	<1	8	0.7	37	20
17029	218	<1	<1	26	0.10	55	14	<1	8	0.6	38	17
17030	213	<1	<1	27	0.15	85	21	<1	8	0.9	57	30
17031	246	<1	<1	47	0.32	125	55	<1	15	1.3	101	23
17033	63	<1	1	42	0.11	300	16	<1	14	3.5	19	627
17041	205	<1	<1	53	0.19	123	27	<1	25	2.5	34	51
17045	250	<1	<1	52	0.20	127	28	<1	13	1.1	38	22
17048	227	<1	<1	18	0.27	55	39	<1	10	0.8	53	68
17033 R	60	<1	<1	40	0.11	296	15	<1	13	3.2	18	619
CG51509/LS4	1210	<1	<1	13	1.07	4	124	<1	23	1.9	90	167
16935	274	<1	2	65	0.63	199	49	<1	88	10.3	122	1330
16942	182	<1	1	147	0.52	270	33	<1	41	4.2	77	327
16943	196	<1	1	68	0.39	220	20	<1	46	4.0	72	203
16948	200	1	7	206	0.83	349	45	<1	289	24.8	153	1470
16949	184	2	12	217	1.13	315	65	<1	450	40.7	193	2780
16950	206	<1	10	229	0.79	359	50	<1	350	34.5	147	2710
16951	231	<1	6	210	0.52	467	31	<1	217	21.0	95	1320
16952	200	<1	5	253	0.47	1310	31	<1	134	15.5	84	1640
16954	247	<1	2	72	0.40	275	28	<1	76	8.2	65	858
16955	240	<1	2	99	0.50	299	37	<1	83	8.8	87	831
16960	125	<1	<1	64	0.17	123	13	<1	19	2.4	30	87
16962	85	<1	<1	90	0.08	265	4	<1	12	1.8	17	158
16969	181	<1	<1	85	0.37	444	45	<1	31	3.3	72	65
16970	117	<1	<1	60	0.07	510	3	<1	24	2.4	28	17
16971	141	<1	1	114	0.07	1160	1	<1	54	5.4	28	49
16972	109	<1	2	133	0.16	1660	6	<1	58	4.9	35	48
16973	92	<1	2	157	0.14	1699	6	<1	52	4.8	60	31
16979	98	<1	<1	68	0.07	388	1	<1	25	2.5	37	134
16985	110	<1	1	123	0.23	940	15	<1	47	4.8	70	51
CG51509/LS4	1200	<1	<1	15	1.08	3	125	<1	24	2.0	89	178
16987	106	<1	1	136	0.46	1010	27	<1	46	4.2	92	61
16988	95	<1	<1	88	0.94	920	63	<1	39	3.3	187	60
16989	258	<1	<1	34	0.54	272	80	<1	26	2.7	93	100

SRC Geoanalytical Laboratories

125 - 15 Innovation Blvd., Saskatoon, Saskatchewan, S7N 2X8
 Tel: (306) 933-8118 Fax: (306) 933-5656 Email: geolab@src.sk.ca

Report No: G-09-1395

Azimut Exploration Inc.
 Attention: Jean-Marc Lulin
 PO #/Project:
 Samples: 147

Date of Report: October 23, 2009

ICPI Total Digestion

Sample Number	Sr ppm	Ta ppm	Tb ppm	Th ppm	TiO2 wt %	U, ICP ppm	V ppm	W ppm	Y ppm	Yb ppm	Zn ppm	Zr ppm
16990	171	<1	1	112	0.25	857	21	<1	43	4.4	57	64
16991	153	<1	<1	89	0.30	761	17	<1	33	3.6	62	47
16992	120	<1	1	112	0.49	969	26	<1	40	4.6	109	25
16994	87	<1	1	122	0.34	985	12	<1	37	4.0	108	56
16995	108	<1	<1	48	0.19	387	7	<1	25	2.3	50	32
16996	80	<1	<1	68	0.31	561	10	<1	31	2.6	75	35
17002	91	3	1	168	0.23	509	30	<1	50	6.8	70	398
17009	228	<1	1	95	0.18	544	25	<1	31	2.8	37	27
17011	221	<1	<1	69	0.17	377	21	<1	20	1.9	33	32
17022	148	<1	2	153	0.23	841	36	<1	58	4.8	45	24
17023	170	<1	2	143	0.36	1100	56	<1	60	5.4	72	25
17024	162	<1	1	115	0.13	870	19	<1	44	4.4	27	5
17032	175	<1	<1	54	0.36	175	54	<1	11	2.0	58	342
17034	202	<1	<1	45	0.62	417	87	<1	23	3.4	98	352
17035	253	<1	<1	22	0.66	258	93	<1	18	2.0	205	69
17032 R	171	<1	<1	52	0.35	171	51	<1	11	2.2	55	352
CG51509/LS4	1120	<1	<1	14	1.10	3	120	<1	22	2.0	92	176
17036	272	<1	<1	42	0.47	153	75	<1	6	0.9	75	28
17037	237	<1	2	161	0.28	369	50	<1	56	4.2	45	30
17038	226	<1	1	161	0.20	145	29	<1	32	2.2	42	27
17039	183	<1	<1	38	0.38	275	54	<1	27	3.2	70	116
17040	185	<1	<1	53	0.13	70	19	<1	13	1.4	23	60
17044	261	<1	2	287	0.10	615	16	<1	59	5.2	32	110
17046	218	<1	1	133	0.48	370	70	<1	36	2.9	105	33
17047	223	<1	1	126	0.26	337	39	<1	28	2.0	55	54
17050	174	<1	1	85	0.20	431	36	<1	31	2.5	46	27
17047 R	223	<1	1	128	0.26	343	38	<1	32	2.1	55	57
CG51509/LS4	1160	<1	<1	13	1.04	<2	119	<1	22	1.9	82	170
16974	95	<1	1	159	0.20	1310	6	<1	49	4.5	75	85
16975	61	<1	3	257	0.30	2060	12	<1	98	9.1	120	85
16980	92	<1	1	139	0.20	1120	7	<1	54	4.9	48	25
16981	108	<1	1	128	0.19	899	6	<1	46	4.2	72	19
16982	118	<1	2	265	0.13	2280	5	<1	79	7.5	29	26
16983	135	<1	1	186	0.18	1170	7	<1	50	4.7	40	27
16984	123	<1	1	119	0.11	953	4	<1	41	3.8	28	33
16986	109	<1	2	250	0.20	1700	15	<1	66	6.3	36	36
16993	101	<1	1	157	0.14	1530	6	<1	50	4.4	28	24
17042	249	<1	5	434	0.32	1560	44	<1	139	11.8	58	124
17043	255	<1	4	360	0.33	1040	51	<1	106	9.5	83	114
17049	187	<1	4	342	0.22	1700	35	<1	100	8.1	48	84

SRC Geoanalytical Laboratories

125 - 15 Innovation Blvd., Saskatoon, Saskatchewan, S7N 2X8
Tel: (306) 933-8118 Fax: (306) 933-5656 Email: geolab@src.sk.ca

Report No: G-09-1395

Azimut Exploration Inc.
Attention: Jean-Marc Lulin
PO #/Project:
Samples: 147

Date of Report: October 23, 2009

ICP1 Total Digestion

Sample Number	Sr ppm	Ta ppm	Tb ppm	Th ppm	TiO2 wt %	U, ICP ppm	V ppm	W ppm	Y ppm	Yb ppm	Zn ppm	Zr ppm
16967	108	<1	3	674	0.08	2510	5	<1	70	8.3	13	489
17025	51	<1	9	647	0.16	4980	24	<1	219	21.4	29	12
17025 R	49	<1	9	659	0.16	5210	25	<1	222	21.7	29	10

Total Digestion: A 0.125 g pulp is gently heated in a mixture of HF/HNO3/HClO4 until dry and the residue is dissolved in dilute HNO3.
The standard is CG51509.

SRC Geoanalytical Laboratories

125 - 15 Innovation Blvd., Saskatoon, Saskatchewan, S7N 2X8
Tel: (306) 933-8118 Fax: (306) 933-5656 Email: geolab@src.sk.ca

Report No: G-09-1395

Azimut Exploration Inc.
Attention: Jean-Marc Lulin
PO #/Project:
Samples: 147

Date of Report: October 29, 2009

TEST REPORT
Method U3O8

Column Header Details

U3O8 Assay by ICP in wt % (U3O8)

Sample Number	U3O8 wt %
BL4a	0.146
16952	0.151
16971	0.137
16972	0.197
16973	0.204
16987	0.125
17023	0.147
16973 R	0.207
BL4a	0.147
16974	0.165
16975	0.255
16980	0.150
16982	0.294
16983	0.150
16986	0.212
16993	0.197
17042	0.193
17043	0.135
17049	0.219
17043 R	0.136
BL2a	0.497
16967	0.302
17025	0.625
17025 R	0.625

Uranium Assay: A 1.00 g pulp is digested with 24 ml of 3:1 HCl:HNO3 for 1 hour at 95 C.

SRC Geoanalytical Laboratories
 125 - 15 Innovation Blvd., Saskatoon, Saskatchewan, S7N 2X8
 Tel: (306) 933-8118 Fax: (306) 933-5656 Email: geolab@src.sk.ca

Azimut Exploration Inc.
 Attention: Jean-Marc Lulin
 PO #/Project:
 Samples: 147

Group #	Description	Date	Sample Type	Ag ICP1 Total Digestion ppm	Al2O3 ICP1 Total Digestion wt %	Ba ICP1 Total Digestion ppm	Be ICP1 Total Digestion ppm	CaO ICP1 Total Digestion wt %
G-2009-1395	CG51509/LS4	10-13-2009	Standard	0,2	18,1	2200	2,1	4,69
G-2009-1395	16936	10-13-2009	Basement	<0,2	21,9	68	3	4,28
G-2009-1395	16937	10-13-2009	Basement	<0,2	21,2	112	2,5	3,42
G-2009-1395	16939	10-13-2009	Basement	0,4	13,8	684	0,4	0,41
G-2009-1395	16940	10-13-2009	Basement	0,4	14,9	518	1,1	1,4
G-2009-1395	16941	10-13-2009	Basement	<0,2	16,8	451	1,6	2,67
G-2009-1395	16944	10-13-2009	Basement	<0,2	17,4	77	2,4	3,24
G-2009-1395	16945	10-13-2009	Basement	<0,2	14,7	48	1,8	2,84
G-2009-1395	16946	10-13-2009	Basement	<0,2	15	100	1,7	2,72
G-2009-1395	16947	10-13-2009	Basement	<0,2	13	56	1,4	5,2
G-2009-1395	16953	10-13-2009	Basement	<0,2	21,4	99	2,7	6,25
G-2009-1395	16956	10-13-2009	Basement	<0,2	21,6	58	2,9	4,06
G-2009-1395	16957	10-13-2009	Basement	<0,2	19,2	88	2,5	3,69
G-2009-1395	16958	10-13-2009	Basement	<0,2	13,3	587	1,1	0,42
G-2009-1395	16959	10-13-2009	Basement	<0,2	15,7	766	0,6	0,97
G-2009-1395	16961	10-13-2009	Basement	<0,2	8,13	172	0,9	0,88
G-2009-1395	16963	10-13-2009	Basement	0,3	9,24	401	0,6	0,55
G-2009-1395	16964	10-13-2009	Basement	<0,2	15,2	258	1,8	1,82
G-2009-1395	16965	10-13-2009	Basement	<0,2	14,1	265	1,5	1,69
G-2009-1395	16966	10-13-2009	Basement	<0,2	12,1	360	1	1,17
G-2009-1395	CG51509/LS4	10-13-2009	Standard	0,2	17,8	2240	2,2	4,71
G-2009-1395	16968	10-13-2009	Basement	0,3	13,5	601	0,6	0,57
G-2009-1395	16976	10-13-2009	Basement	<0,2	14,6	486	0,5	0,25
G-2009-1395	16977	10-13-2009	Basement	<0,2	14,5	242	0,8	0,44
G-2009-1395	16978	10-13-2009	Basement	<0,2	13	297	0,7	0,38
G-2009-1395	17001	10-13-2009	Basement	<0,2	15,6	88	2,8	2,06
G-2009-1395	17003	10-13-2009	Basement	<0,2	12,8	79	2,5	1,54
G-2009-1395	17004	10-13-2009	Basement	<0,2	13,1	55	2,3	2,1
G-2009-1395	17005	10-13-2009	Basement	<0,2	13,8	289	2,3	0,97
G-2009-1395	17006	10-13-2009	Basement	<0,2	15,5	1060	1,1	1,33
G-2009-1395	17007	10-13-2009	Basement	<0,2	15,6	769	1,3	1,79
G-2009-1395	17008	10-13-2009	Basement	<0,2	15,7	582	1,7	2,12
G-2009-1395	17010	10-13-2009	Basement	<0,2	13,4	1570	0,4	0,38
G-2009-1395	17012	10-13-2009	Basement	<0,2	14,6	1200	0,9	1
G-2009-1395	17013	10-13-2009	Basement	<0,2	14,4	693	1,6	1,79
G-2009-1395	17014	10-13-2009	Basement	<0,2	14,7	973	1,2	1,48
G-2009-1395	17015	10-13-2009	Basement	<0,2	14,5	1330	1	1,16
G-2009-1395	17016	10-13-2009	Basement	<0,2	16,4	1020	1,5	1,81
G-2009-1395	17017	10-13-2009	Basement	<0,2	13,4	910	1	1,07
G-2009-1395	17013 R	10-13-2009	Repeat	<0,2	14,8	687	1,4	1,7
G-2009-1395	CG51509/LS4	10-13-2009	Standard	<0,2	17,3	2220	2,1	4,57
G-2009-1395	17018	10-13-2009	Basement	0,2	13,9	1420	0,6	0,62
G-2009-1395	17019	10-13-2009	Basement	<0,2	15,4	595	1,7	2,17
G-2009-1395	17020	10-13-2009	Basement	<0,2	13,4	1090	1	1,1
G-2009-1395	17021	10-13-2009	Basement	<0,2	11,8	1240	0,6	0,38
G-2009-1395	17026	10-13-2009	Basement	<0,2	13,6	1280	0,6	0,48
G-2009-1395	17027	10-13-2009	Basement	<0,2	15,3	946	1,3	1,67
G-2009-1395	17028	10-13-2009	Basement	<0,2	13,8	1000	1,2	1,27
G-2009-1395	17029	10-13-2009	Basement	<0,2	14,4	1240	0,8	1,01
G-2009-1395	17030	10-13-2009	Basement	<0,2	15,3	1200	1	1,37
G-2009-1395	17031	10-13-2009	Basement	<0,2	17,5	553	1,7	3,07
G-2009-1395	17033	10-13-2009	Basement	<0,2	4,31	485	<0,2	0,12
G-2009-1395	17041	10-13-2009	Basement	<0,2	14,8	863	2	1,74
G-2009-1395	17045	10-13-2009	Basement	<0,2	18,4	881	1,9	2,39
G-2009-1395	17048	10-13-2009	Basement	0,4	16	457	1,9	2,82
G-2009-1395	17033 R	10-13-2009	Repeat	<0,2	4,22	477	0,2	0,12
G-2009-1395	CG51509/LS4	10-13-2009	Standard	0,2	17,9	2320	2,2	4,81
G-2009-1395	16935	10-13-2009	Basement RA	<0,2	22,4	133	2,8	5,55
G-2009-1395	16942	10-13-2009	Basement RA	<0,2	15,7	80	2,1	3,08
G-2009-1395	16943	10-13-2009	Basement RA	<0,2	17	90	2,1	3,42

G-2009-1395	16948	10-13-2009	Basement RA	<-0.2	17,5	129	1,8	8,28
G-2009-1395	16949	10-13-2009	Basement RA	<-0.2	16,6	142	1,6	11,4
G-2009-1395	16950	10-13-2009	Basement RA	<-0.2	17,8	122	1,8	10
G-2009-1395	16951	10-13-2009	Basement RA	<-0.2	19,2	117	2,3	7,35
G-2009-1395	16952	10-13-2009	Basement RA	<-0.2	17,2	105	2,1	4,37
G-2009-1395	16954	10-13-2009	Basement RA	<-0.2	20,5	98	2,8	4,43
G-2009-1395	16955	10-13-2009	Basement RA	<-0.2	21,1	120	2,8	4,55
G-2009-1395	16960	10-13-2009	Basement RA	<-0.2	12,1	561	0,9	0,64
G-2009-1395	16962	10-13-2009	Basement RA	<-0.2	8,42	375	0,6	0,43
G-2009-1395	16969	10-13-2009	Basement RA	<-0.2	16	565	2	1,91
G-2009-1395	16970	10-13-2009	Basement RA	<-0.2	15,7	510	1	0,74
G-2009-1395	16971	10-13-2009	Basement RA	2,1	17,3	475	1,6	1,01
G-2009-1395	16972	10-13-2009	Basement RA	0,9	16,1	462	0,9	0,57
G-2009-1395	16973	10-13-2009	Basement RA	2,5	13,2	350	1,2	0,6
G-2009-1395	16979	10-13-2009	Basement RA	<-0.2	14,8	395	0,4	0,21
G-2009-1395	16985	10-13-2009	Basement RA	<-0.2	14,1	333	1,7	0,77
G-2009-1395	CG51509/LS4	10-13-2009	Standard	<-0.2	17,9	2300	2,2	4,78
G-2009-1395	16987	10-13-2009	Basement RA	<-0.2	15,3	455	1	0,65
G-2009-1395	16988	10-13-2009	Basement RA	<-0.2	16	569	0,8	0,58
G-2009-1395	16989	10-13-2009	Basement RA	<-0.2	17,2	460	1,9	2,78
G-2009-1395	16990	10-13-2009	Basement RA	<-0.2	17,5	428	2,4	1,64
G-2009-1395	16991	10-13-2009	Basement RA	0,2	18	344	2,4	1,58
G-2009-1395	16992	10-13-2009	Basement RA	<-0.2	17,8	441	1,5	0,9
G-2009-1395	16994	10-13-2009	Basement RA	<-0.2	13	355	0,8	0,44
G-2009-1395	16995	10-13-2009	Basement RA	<-0.2	15,9	541	0,7	0,34
G-2009-1395	16996	10-13-2009	Basement RA	<-0.2	12,4	414	0,5	0,27
G-2009-1395	17002	10-13-2009	Basement RA	<-0.2	11,9	70	2	1,3
G-2009-1395	17009	10-13-2009	Basement RA	<-0.2	14,7	971	1,2	1,42
G-2009-1395	17011	10-13-2009	Basement RA	<-0.2	14,5	892	1,4	1,58
G-2009-1395	17022	10-13-2009	Basement RA	<-0.2	11,5	291	1,6	1,66
G-2009-1395	17023	10-13-2009	Basement RA	<-0.2	13,8	629	1,4	1,47
G-2009-1395	17024	10-13-2009	Basement RA	<-0.2	12	904	0,9	0,82
G-2009-1395	17032	10-13-2009	Basement RA	0,2	12,7	1080	1	0,97
G-2009-1395	17034	10-13-2009	Basement RA	0,3	15,7	783	1,9	1,84
G-2009-1395	17035	10-13-2009	Basement RA	0,6	19,3	717	2,6	2,62
G-2009-1395	17032 R	10-13-2009	Repeat	0,2	12,3	1060	1	0,86
G-2009-1395	CG51509/LS4	10-13-2009	Standard	0,3	16,3	2230	2	4,9
G-2009-1395	17036	10-13-2009	Basement RA	0,3	19,8	1200	2,2	2,12
G-2009-1395	17037	10-13-2009	Basement RA	<-0.2	17,2	262	3,2	3,25
G-2009-1395	17038	10-13-2009	Basement RA	<-0.2	16	464	2,4	2,53
G-2009-1395	17039	10-13-2009	Basement RA	0,3	14,3	511	1,8	1,97
G-2009-1395	17040	10-13-2009	Basement RA	0,3	14,4	526	2	1,94
G-2009-1395	17044	10-13-2009	Basement RA	<-0.2	18	91	3,6	3,75
G-2009-1395	17046	10-13-2009	Basement RA	<-0.2	16,5	360	2	2,57
G-2009-1395	17047	10-13-2009	Basement RA	<-0.2	16,5	973	1,5	1,65
G-2009-1395	17050	10-13-2009	Basement RA	<-0.2	14,6	499	1,7	2,42
G-2009-1395	17047 R	10-13-2009	Repeat	<-0.2	16,6	978	1,5	1,66
G-2009-1395	CG51509/LS4	10-13-2009	Standard	<-0.2	17,7	2120	2	4,63
G-2009-1395	16974	10-13-2009	Basement RA	<-0.2	13,9	362	0,7	0,37
G-2009-1395	16975	10-13-2009	Basement RA	<-0.2	10,4	250	0,5	0,3
G-2009-1395	16980	10-13-2009	Basement RA	<-0.2	14,7	407	0,5	0,36
G-2009-1395	16981	10-13-2009	Basement RA	<-0.2	16,8	452	0,6	0,39
G-2009-1395	16982	10-13-2009	Basement RA	<-0.2	16,4	407	1	0,51
G-2009-1395	16983	10-13-2009	Basement RA	<-0.2	17	385	1,4	0,8
G-2009-1395	16984	10-13-2009	Basement RA	<-0.2	15,5	331	1,4	0,88
G-2009-1395	16986	10-13-2009	Basement RA	<-0.2	15,5	475	1,2	0,65
G-2009-1395	16993	10-13-2009	Basement RA	<-0.2	15,4	392	0,8	0,51
G-2009-1395	17042	10-13-2009	Basement RA	<-0.2	18,5	127	3,3	3,38
G-2009-1395	17043	10-13-2009	Basement RA	<-0.2	18,5	131	3,3	3,51
G-2009-1395	17049	10-13-2009	Basement RA	<-0.2	15,2	327	1,7	2,43
G-2009-1395	16967	10-13-2009	Basement RA	<-0.2	9,09	256	0,8	0,79
G-2009-1395	17025	10-13-2009	Basement RA	<-0.2	3,98	168	0,2	0,35
G-2009-1395	17025 R	10-13-2009	Repeat	<-0.2	3,97	167	0,2	0,35

Cd ICP1 Total Digestion ppm	Ce ICP1 Total Digestion ppm	Co ICP1 Total Digestion ppm	Cr ICP1 Total Digestion ppm	Cu ICP1 Total Digestion ppm	Dy ICP1 Total Digestion ppm	Er ICP1 Total Digestion ppm
<1	166	18	119	5	3,5	2,6
1	10	2	70	14	7,5	4,4
1	6	4	74	60	3	1,9
<1	<1	<1	135	9	0,4	<0,2
1	3	1	185	18	1,6	0,9
1	11	2	134	16	3,3	1,7
1	7	2	128	26	3,8	1,7
<1	7	2	148	8	4	2,1
<1	6	3	145	8	3,3	1,8
<1	32	3	137	3	21	14,7
1	22	2	124	44	17,4	11,9
1	30	2	99	12	3,4	2,2
1	23	3	81	12	4,2	2,7
<1	1	<1	111	22	1,6	1
1	4	1	106	16	2,7	1,8
<1	<1	<1	145	13	0,8	<0,2
<1	<1	<1	135	24	0,4	<0,2
<1	1	<1	108	5	0,8	0,2
<1	<1	<1	118	13	0,2	<0,2
<1	1	1	143	16	0,8	<0,2
<1	171	18	121	4	3,2	2,8
<1	1	<1	125	3	0,3	<0,2
1	2	1	100	2	3,4	0,6
1	5	2	116	11	1,2	0,5
<1	2	2	103	14	2,4	0,3
<1	24	2	105	10	2	1,1
<1	22	5	119	41	3,7	1,5
<1	14	3	125	23	3,9	1,9
<1	17	5	114	57	6,1	2,6
1	49	4	118	36	2,2	0,5
<1	38	8	96	83	1,8	0,3
1	121	4	105	42	3,7	0,3
<1	52	2	92	25	2,6	<0,2
<1	34	1	96	11	2,6	0,6
<1	49	5	112	46	2,6	<0,2
<1	29	4	113	43	1,8	<0,2
1	65	2	115	20	2,4	<0,2
1	128	3	97	34	4,4	<0,2
<1	32	3	110	23	1	0,4
<1	47	6	110	46	3,2	<0,2
<1	173	19	123	2	3,4	3
<1	24	3	112	13	0,7	<0,2
1	123	3	119	32	3,5	<0,2
<1	62	2	123	19	2,1	<0,2
<1	14	4	105	34	0,6	<0,2
<1	17	3	111	21	0,7	<0,2
1	111	3	110	29	2,7	0,5
<1	50	3	105	17	1,5	0,3
1	49	2	109	24	1,6	0,4
1	21	3	103	171	1,3	<0,2
1	68	9	129	155	2,6	0,7
<1	4	1	161	9	2,6	<0,2
<1	143	3	112	17	4,6	1,6
1	81	3	97	34	2,3	0,2
1	55	5	131	14	1,6	0,6
<1	4	1	152	9	2,5	<0,2
<1	165	20	125	3	3,3	2,8
1	14	2	60	7	10,1	8,2
<1	9	3	110	36	5,5	4,5
1	9	4	91	17	6	4,4

<1	54	7	63	6	37,6	25,2
<1	78	8	46	3	57	38,2
<1	67	6	53	4	45,1	30,2
1	37	3	66	9	28,6	19,8
<1	21	9	84	111	18,5	13,6
1	10	3	67	53	9,3	6,8
1	13	2	68	41	10	7,8
<1	2	1	141	27	2,2	2,1
<1	1	<1	140	18	1,8	1,8
<1	24	6	104	17	5	3,7
1	6	1	116	5	4,2	2,9
1	6	1	83	8	9,5	6,4
<1	6	1	85	7	10	6,5
<1	6	2	103	8	10,4	6,7
<1	2	3	91	15	4,8	3,2
<1	6	1	139	10	8,7	5,8
<1	164	19	119	2	3,3	3
<1	12	3	100	16	8,2	5,7
<1	16	6	132	8	6,4	4,6
1	39	12	131	17	4,2	3,2
1	18	3	101	24	8,4	5,5
1	11	3	112	16	5,5	3,9
<1	13	5	93	11	7	5,4
1	5	2	119	8	7,4	5,1
1	3	1	83	5	4,1	3
<1	5	2	110	3	5,3	3,6
<1	27	5	138	15	7,7	5,8
<1	153	5	106	31	5,8	4
<1	95	3	95	13	3,9	2,6
<1	264	3	163	12	11,6	6,5
<1	227	4	114	10	11,3	7,1
<1	170	2	127	14	9,6	5,8
<1	20	4	139	40	1,6	1,7
<1	11	17	108	279	3,7	3,4
1	20	23	80	287	2,5	2,3
<1	22	4	137	39	1,7	1,8
<1	161	19	120	3	3,4	2,8
1	10	6	70	41	0,8	1,4
1	339	5	104	8	10,6	5,6
<1	232	5	111	43	6,3	3,6
<1	44	9	125	39	4,6	3,4
1	52	7	135	59	2,2	1,5
<1	417	3	90	48	13	7,1
1	212	8	100	23	6,5	4
1	242	5	91	33	5,6	3,3
<1	130	6	147	22	5,8	3,3
<1	249	4	92	33	6,5	3,7
1	154	19	115	4	3,5	2,3
<1	7	2	111	6	10,8	5,4
<1	13	3	139	8	21,6	11,5
<1	6	3	73	15	12,6	6
1	6	2	64	8	10,1	5,3
1	10	2	73	13	17,9	8,5
1	7	2	69	16	11,5	5,3
<1	6	1	87	5	8,7	4,3
<1	11	2	108	13	14	7,1
1	7	3	85	10	10,7	5,3
1	733	8	92	53	29,9	16,2
1	562	7	126	41	22,8	12,2
<1	576	6	107	21	22,2	12
<1	9	1	164	15	14,1	7,6
<1	850	4	246	37	51	28,3
<1	851	5	246	36	52	29,2

Eu ICP1 Total Digestion ppm	Fe2O3 ICP1 Total Digestion wt %	Ga ICP1 Total Digestion ppm	Gd ICP1 Total Digestion ppm	Hf ICP1 Total Digestion ppm	Ho ICP1 Total Digestion ppm	K2O ICP1 Total Digestion wt %
2.6	7.16	26	5	4	1	3.21
0.9	3.54	35	5	30	2	1.86
0.8	6.11	40	1	27	1	3.28
0.3	0.56	12	<1	<1	<1	8.73
0.5	1.1	16	1	3	<1	6.09
0.7	2.99	24	2	6	1	3.95
0.6	1.38	24	3	7	<1	1.57
0.6	1.72	21	3	6	1	1.21
0.6	1.65	21	2	9	1	1.94
1	3.62	22	17	17	5	1.82
1	3.76	33	13	58	5	2.5
0.8	3.18	33	3	12	1	1.46
0.8	3.51	31	3	14	1	1.62
0.4	1.08	15	1	1	<1	8.25
0.6	1.62	16	2	<1	<1	8.57
0.3	0.89	10	<1	4	<1	2.29
0.3	0.98	10	<1	1	<1	4.55
0.5	0.52	19	<1	2	<1	3.86
0.5	0.99	18	<1	1	<1	3.44
0.5	0.76	13	<1	1	<1	4.04
2.6	7.36	25	5	4	2	3.16
0.5	0.65	13	<1	<1	<1	7.33
0.4	1.18	15	2	<1	<1	9.47
0.3	0.65	17	1	5	<1	6.96
0.3	0.65	14	1	4	<1	6.11
0.5	1.13	22	2	4	<1	1.4
0.4	1.04	19	3	6	<1	2.19
0.3	0.96	17	3	7	<1	0.94
0.4	1.09	19	4	10	1	4.68
0.8	1.38	18	2	<1	<1	6.3
0.7	1.15	19	1	1	<1	4.71
0.9	1.24	20	5	2	<1	3.42
0.6	1.03	13	2	<1	<1	8.06
0.7	1.03	16	2	<1	<1	6.94
0.7	1.27	19	2	1	<1	4.03
0.6	0.98	17	2	<1	<1	5.5
0.8	0.69	16	3	<1	<1	6.73
0.9	0.71	19	6	3	<1	5.59
0.6	0.96	16	1	<1	<1	5.47
0.7	1.25	18	3	1	<1	4.11
2.6	7.27	26	5	4	1	3.06
0.6	0.79	15	1	<1	<1	7.83
0.8	1.72	22	5	1	<1	3.7
0.8	1.1	17	3	<1	<1	6.08
0.6	0.54	12	<1	<1	<1	5.27
0.6	1.3	14	<1	<1	<1	6.98
0.8	1.65	19	4	<1	<1	5.2
0.7	1.6	18	2	<1	<1	5.24
0.7	0.98	15	2	<1	<1	6.24
0.6	1.32	17	1	<1	<1	5.84
0.8	2.61	23	3	<1	<1	2.56
0.3	1.05	6	1	21	1	2.51
0.9	1.74	18	6	1	<1	4.57
0.9	1.9	23	3	<1	<1	5.18
0.7	2.38	22	2	1	<1	3.05
0.2	1	6	1	19	1	2.45
2.7	7.36	24	6	4	1	3.11
1.1	4.26	35	8	44	3	2.76
0.7	4.25	27	4	10	1	1.92
0.7	3.05	25	5	6	1	2.19

1.6	6.21	32	33	49	9	3.16
2.2	8.42	36	50	95	14	3.73
1.9	5.82	32	38	91	11	3.01
1.3	3.92	29	24	44	7	2.51
1	3.47	27	16	55	5	2.03
0.8	3.04	31	7	29	2	2.19
0.9	3.41	33	8	28	3	2.72
0.5	1.47	14	1	2	<1	6.3
0.3	0.8	9	1	5	<1	4.3
0.7	3.16	19	4	1	1	6.21
0.5	0.66	15	4	<1	<1	8.39
0.6	0.71	17	8	2	1	8.2
0.8	1.31	15	10	2	2	9
0.5	1.18	14	9	2	2	6.76
0.4	0.69	15	4	6	<1	9.28
0.5	1.86	17	7	2	1	6.38
2.8	7.31	26	6	4	1	3.19
0.6	3.48	20	7	3	2	8.98
0.6	6.67	28	6	2	2	10.1
1	4.69	23	4	3	1	3.99
0.7	2.15	22	7	2	1	6.01
0.6	2.51	25	5	2	1	6.54
0.6	3.68	25	6	1	1	9.07
0.5	2.83	18	6	2	1	7.23
0.5	1.57	17	3	1	1	9.8
0.4	2.46	15	4	1	1	7.73
0.5	2.2	20	6	14	1	2.6
1	1.52	17	7	<1	1	5.29
0.9	1.38	18	4	1	<1	4.93
1	1.94	17	14	<1	1	2.06
1.1	2.88	21	13	1	2	4.32
0.9	1.15	13	10	<1	1	5.36
0.6	3.11	19	1	10	<1	5.51
0.8	6.27	30	2	11	1	4.51
0.8	7.22	37	2	2	1	4.64
0.6	3.03	19	1	11	<1	5.45
2.8	6.98	25	6	4	1	3.18
0.8	4.15	30	<1	1	<1	6.48
1.5	2.24	26	16	1	1	1.46
1	1.87	23	10	1	<1	2.58
0.8	2.86	22	4	3	1	3.46
0.5	1.41	19	3	1	<1	3.06
1.5	1.2	23	19	3	1	0.65
1.1	4.22	28	9	1	1	2.94
1	2.35	22	8	1	<1	5.94
0.9	1.97	20	7	<1	<1	3.17
1.1	2.36	22	10	2	1	5.97
2.3	7.29	24	5	3	1	3.19
0.5	1.71	15	8	6	2	8.4
0.8	2.42	13	16	7	4	6.28
0.6	1.74	15	9	3	2	8.54
0.6	1.72	16	7	2	1	9.51
0.7	1.23	16	14	5	3	9.49
0.6	1.44	18	8	3	2	7.93
0.5	1.08	16	7	3	1	7.49
0.6	1.84	16	11	4	2	9.21
0.5	1.16	15	8	3	2	8.83
2.3	2.95	26	37	7	4	1.58
1.9	2.93	27	28	5	3	1.48
1.6	1.93	21	27	5	3	2.38
0.4	0.64	10	9	19	2	3.33
2.1	1.51	5	53	9	8	1.44
2.1	1.5	4	52	10	8	1.43

La ICP1 Total Digestion ppm	Li ICP1 Total Digestion ppm	MgO ICP1 Total Digestion wt %	MnO ICP1 Total Digestion wt %	Mo ICP1 Total Digestion ppm	Na2O ICP1 Total Digestion wt %	Nb ICP1 Total Digestion ppm
85	28	2,73	0,07	1	3,26	8
2	39	1,1	0,08	46	7,12	20
2	59	1,72	0,12	131	6,15	31
<1	2	0,07	<0,01	13	2	<1
1	8	0,2	0,01	13	3,31	4
4	35	0,82	0,06	21	4,44	9
2	14	0,32	0,02	33	5,85	5
2	19	0,41	0,03	50	4,82	7
2	20	0,45	0,04	54	4,63	6
7	37	0,94	0,07	53	3,8	13
5	34	1,01	0,07	35	6,69	20
13	35	0,99	0,06	10	7,07	13
11	38	1,08	0,07	118	6,03	15
<1	9	0,2	0,02	11	1,96	6
1	17	0,38	0,04	71	2,69	7
<1	9	0,18	0,02	9	2,15	4
<1	7	0,16	0,01	27	1,73	4
1	5	0,12	0,01	5	4,22	2
<1	8	0,18	0,02	5	4,01	3
<1	7	0,15	0,02	16	3,01	4
88	28	2,78	0,07	1	3,2	7
<1	5	0,11	<0,01	7	2,37	2
<1	14	0,31	0,02	67	2,08	4
1	5	0,21	<0,01	6	3,32	3
1	5	0,21	<0,01	13	3,1	1
11	22	0,36	0,02	14	5,28	12
9	19	0,31	0,02	13	4,18	9
6	17	0,3	0,02	26	4,48	8
5	14	0,27	0,04	49	3,59	16
25	16	0,57	0,02	25	3,04	4
20	14	0,47	0,02	20	3,64	3
63	16	0,52	0,02	15	4,11	3
27	13	0,39	0,01	22	1,88	3
18	14	0,44	0,01	16	2,71	3
25	21	0,52	0,02	32	3,49	3
15	14	0,38	0,01	35	3,16	2
31	10	0,25	<0,01	11	2,7	<1
65	10	0,26	0,01	31	3,66	1
17	13	0,41	0,01	7	2,72	3
24	19	0,5	0,02	35	3,57	3
86	28	2,74	0,07	1	3,11	8
13	11	0,34	0,01	6	2,15	2
64	25	0,76	0,02	24	3,87	5
32	18	0,48	0,02	18	2,45	3
7	7	0,2	<0,01	14	1,9	1
9	19	0,57	0,02	39	2,16	5
55	20	0,72	0,02	13	3,27	5
26	21	0,75	0,02	24	2,77	4
23	11	0,42	0,01	26	2,67	2
10	16	0,61	0,02	34	3,05	3
34	32	1,32	0,03	12	4,57	8
1	12	0,39	0,01	3	0,58	3
74	23	0,77	0,03	15	3,42	5
42	15	0,7	0,02	111	4,3	6
28	29	1,21	0,04	11	3,95	6
1	12	0,38	0,01	4	0,58	2
90	29	2,79	0,07	1	3,21	9
3	49	1,38	0,09	79	6,67	20
2	46	1,14	0,08	15	4,68	16
2	36	0,78	0,06	97	5,19	12

12	57	1,64	0,12	117	4,8	22
15	78	2,24	0,17	111	4,09	31
14	54	1,52	0,11	98	4,9	22
7	37	1,02	0,08	167	5,85	14
4	29	0,83	0,06	294	5,28	16
2	28	0,79	0,05	34	6,61	17
3	33	0,96	0,06	32	6,59	21
1	17	0,37	0,04	19	2,15	9
<1	7	0,15	0,02	12	1,55	4
12	35	1,41	0,05	48	3,28	9
1	6	0,2	0,01	38	2,84	2
<1	11	0,2	0,01	47	3,54	2
<1	25	0,37	0,02	125	2,78	5
<1	19	0,34	0,02	160	2,47	3
<1	6	0,21	<0,01	49	2,29	1
<1	18	0,56	0,02	156	3,01	7
89	30	2,79	0,07	2	3,23	8
2	47	1,03	0,06	127	2,17	12
6	100	2,02	0,11	105	1,71	22
20	43	2,36	0,07	7	4,53	7
6	24	0,7	0,04	54	4,19	7
4	31	0,74	0,04	27	4,23	13
4	59	1,1	0,07	148	3,14	13
<1	38	0,78	0,05	119	2,07	12
1	23	0,42	0,03	77	2,33	7
1	49	0,7	0,04	204	1,64	8
11	46	0,73	0,05	37	3,32	18
80	22	0,62	0,02	56	3,14	4
50	23	0,58	0,02	41	3,13	3
141	29	0,88	0,03	125	3,11	8
120	46	1,34	0,05	147	3,04	13
89	17	0,5	0,02	172	2,3	4
10	33	1,22	0,04	9	2,2	9
6	48	2,05	0,07	56	3,35	15
11	64	2,35	0,08	19	4,51	14
12	33	1,18	0,04	10	2,12	8
84	27	2,64	0,07	2	3,28	8
6	45	1,65	0,05	7	4,17	12
181	39	1,12	0,04	43	5,09	8
127	22	0,73	0,02	66	4,66	7
24	37	1,32	0,04	18	3,37	14
29	14	0,48	0,02	26	3,91	4
214	15	0,48	0,01	147	5,62	2
112	42	1,7	0,06	231	4,19	16
131	29	1,02	0,03	155	3,38	8
72	26	0,96	0,03	122	3,42	6
134	30	1,03	0,03	160	3,42	8
85	29	2,77	0,07	2	3,25	6
<1	29	0,48	0,03	127	2,19	6
<1	50	0,67	0,04	393	1,51	9
<1	15	0,61	0,02	146	2,64	5
<1	15	0,63	0,02	156	3,15	5
<1	16	0,36	0,02	122	2,87	5
<1	14	0,46	0,02	119	3,82	6
<1	9	0,32	0,02	105	3,21	4
<1	22	0,51	0,03	131	2,44	7
<1	17	0,31	0,02	192	2,66	4
409	39	1,33	0,04	156	5,48	10
317	39	1,37	0,04	139	5,6	9
321	28	0,94	0,03	142	4,23	7
1	7	0,12	0,01	79	2,28	5
455	21	0,6	0,02	343	0,8	9
449	21	0,59	0,02	347	0,81	10

Nd ICP1 Total Digestion ppm	Ni ICP1 Total Digestion ppm	P2O5 ICP1 Total Digestion wt %	Pb ICP1 Total Digestion ppm	Pr ICP1 Total Digestion ppm	Sc ICP1 Total Digestion ppm	Sm ICP1 Total Digestion ppm
60	25	0,67	20	15	13	8
3	5	0,5	135	<1	10	3
1	8	0,28	104	<1	17	1
<1	5	0,06	43	<1	<1	<1
1	5	0,18	52	<1	1	1
5	8	0,38	71	<1	7	2
4	5	0,33	83	<1	2	2
4	4	0,33	107	<1	3	2
3	6	0,31	102	<1	4	2
23	5	2,49	113	3	8	9
12	6	2,04	135	2	12	7
10	5	0,3	51	1	8	3
9	7	0,45	56	7	9	3
1	3	0,12	62	<1	3	<1
3	3	0,33	63	<1	4	1
<1	3	0,01	67	<1	2	<1
<1	3	0,02	54	<1	2	<1
<1	4	0,02	45	<1	1	<1
<1	5	0,02	34	<1	1	<1
<1	5	0,02	51	<1	1	<1
58	25	0,67	20	14	13	8
<1	4	0,02	43	<1	1	<1
3	2	0,06	134	<1	2	1
2	3	0,02	59	<1	1	<1
1	4	0,02	97	<1	1	1
9	7	0,03	49	1	3	2
10	7	0,02	79	1	2	3
6	6	0,02	87	1	2	2
8	5	0,02	162	1	5	3
16	6	0,05	83	3	2	3
12	4	0,05	61	3	2	2
38	3	0,05	138	10	2	6
17	3	0,03	122	4	1	3
12	5	0,03	109	2	1	2
16	4	0,03	136	3	1	3
10	3	0,03	90	1	1	2
20	4	0,03	98	5	<1	3
42	3	0,04	138	11	<1	6
10	5	0,03	50	2	1	1
16	5	0,03	139	3	1	3
60	25	0,69	20	14	13	8
7	4	0,03	57	1	1	1
39	5	0,05	82	10	3	6
20	5	0,04	99	4	2	3
4	4	0,03	51	1	1	1
5	5	0,03	85	1	2	1
34	6	0,05	87	9	3	5
15	6	0,04	71	3	3	2
15	4	0,03	73	4	1	2
7	8	0,04	88	1	2	1
22	16	0,07	86	5	6	4
<1	5	0,01	138	<1	2	<1
45	6	0,04	81	12	4	7
27	5	0,04	94	7	3	4
16	14	0,08	46	4	5	3
<1	4	0,01	137	<1	2	<1
62	25	0,68	18	14	13	8
8	5	1,49	131	<1	12	5
7	3	0,47	205	<1	10	3
8	3	0,61	121	<1	6	3

46	5	4,29	203	7	14	18
67	6	6,95	228	11	20	28
50	4	5,51	282	8	14	22
32	4	3,3	288	5	9	13
19	5	1,49	438	1	9	8
7	5	0,86	124	<1	10	4
10	4	0,98	139	<1	11	5
2	3	0,08	108	<1	12	<1
1	3	0,04	111	<1	2	<1
14	11	0,17	206	1	9	3
6	4	0,12	208	<1	1	2
11	3	0,11	398	<1	1	4
14	3	0,1	477	<1	3	5
14	2	0,07	610	<1	2	5
4	3	0,04	208	<1	1	2
11	5	0,12	369	<1	4	4
64	24	0,69	20	15	13	9
13	7	0,2	368	<1	8	4
13	19	0,28	297	<1	15	3
19	25	0,2	116	2	12	4
13	8	0,11	345	<1	5	4
10	9	0,09	284	<1	6	3
11	11	0,16	359	<1	9	3
10	3	0,08	326	<1	7	3
5	3	0,08	152	<1	3	2
8	3	0,1	186	<1	6	2
15	10	0,06	159	2	5	4
54	3	0,05	174	13	2	9
32	3	0,04	155	7	2	5
97	3	0,06	246	24	4	15
82	3	0,06	282	20	7	13
64	3	0,05	280	15	2	10
7	6	0,03	191	<1	7	1
6	22	0,06	177	<1	11	1
9	32	0,08	110	<1	13	1
8	7	0,04	195	1	6	1
65	25	0,69	20	15	12	9
5	10	0,04	191	<1	9	1
123	19	0,1	162	34	5	19
84	7	0,07	171	23	3	12
16	6	0,04	125	3	6	3
19	5	0,04	87	5	2	3
151	7	0,11	360	41	1	23
75	4	0,09	150	19	8	11
73	5	0,07	141	19	4	11
47	11	0,07	180	11	4	7
85	6	0,07	144	22	4	13
59	26	0,65	21	16	12	8
9	5	0,05	505	<1	4	4
18	5	0,06	745	<1	6	8
10	4	0,06	458	<1	4	5
9	4	0,07	436	<1	3	4
16	4	0,12	798	<1	2	7
10	5	0,1	546	<1	3	5
8	4	0,1	401	<1	2	4
14	7	0,18	676	<1	4	6
10	4	0,06	478	<1	2	4
275	14	0,15	683	83	5	42
213	20	0,14	534	62	6	32
217	6	0,12	518	65	4	32
10	3	0,03	924	<1	1	4
324	3	0,12	1480	86	3	53
321	3	0,12	1500	84	2	52

Sn ICP1 Total Digestion ppm	Sr ICP1 Total Digestion ppm	Ta ICP1 Total Digestion ppm	Tb ICP1 Total Digestion ppm	Th ICP1 Total Digestion ppm	TiO2 ICP1 Total Digestion wt %	U, ICP ICP1 Total Digestion ppm
4	1180	<1	<1	13	1,02	3
<1	267	<1	1	72	0,48	136
<1	224	<1	<1	68	0,8	141
<1	154	<1	<1	6	0,03	6
<1	171	<1	<1	21	0,11	32
<1	213	<1	<1	45	0,34	99
<1	221	<1	<1	60	0,14	106
<1	176	<1	<1	66	0,2	85
<1	178	<1	<1	45	0,21	73
<1	149	<1	3	84	0,44	79
<1	241	<1	4	50	0,49	190
<1	279	<1	<1	30	0,4	53
<1	240	<1	<1	25	0,45	62
<1	127	<1	<1	15	0,11	21
<1	184	<1	<1	9	0,2	40
<1	85	<1	<1	71	0,1	148
<1	97	<1	<1	16	0,09	16
<1	160	<1	<1	28	0,06	23
<1	163	<1	<1	14	0,09	13
<1	140	<1	<1	32	0,08	51
2	1180	<1	<1	13	1,01	2
<1	161	<1	<1	11	0,06	8
<1	99	<1	<1	38	0,13	201
1	85	<1	<1	18	0,05	33
<1	85	<1	<1	44	0,05	156
<1	136	5	<1	30	0,1	41
4	105	<1	<1	105	0,09	116
1	137	<1	<1	61	0,08	111
3	100	6	1	148	0,09	287
2	217	<1	<1	27	0,15	116
7	210	<1	<1	23	0,12	97
2	216	<1	<1	57	0,14	224
1	214	<1	<1	41	0,11	287
<1	224	<1	<1	40	0,12	149
4	228	<1	<1	50	0,14	214
3	229	<1	<1	31	0,11	307
1	249	<1	<1	35	0,07	216
2	266	<1	<1	81	0,07	277
1	190	<1	<1	12	0,1	16
4	224	<1	<1	52	0,13	220
3	1160	<1	<1	13	0,98	3
1	206	<1	<1	9	0,08	21
<1	217	<1	<1	47	0,19	272
1	210	<1	<1	27	0,12	189
4	176	<1	<1	7	0,05	53
1	186	<1	<1	9	0,14	47
<1	214	<1	<1	54	0,18	63
<1	219	<1	<1	26	0,17	48
<1	218	<1	<1	26	0,1	55
<1	213	<1	<1	27	0,15	85
<1	246	<1	<1	47	0,32	125
1	63	<1	1	42	0,11	300
<1	205	<1	<1	53	0,19	123
<1	250	<1	<1	52	0,2	127
<1	227	<1	<1	18	0,27	55
1	60	<1	<1	40	0,11	296
2	1210	<1	<1	13	1,07	4
<1	274	<1	2	65	0,63	199
<1	182	<1	1	147	0,52	270
<1	196	<1	1	68	0,39	220

<1	200	1	7	206	0,83	349
<1	184	2	12	217	1,13	315
<1	206	<1	10	229	0,79	359
<1	231	<1	6	210	0,52	467
<1	200	<1	5	253	0,47	1310
<1	247	<1	2	72	0,4	275
<1	240	<1	2	99	0,5	299
<1	125	<1	<1	64	0,17	123
<1	85	<1	<1	90	0,08	265
<1	181	<1	<1	85	0,37	444
<1	117	<1	<1	60	0,07	510
<1	141	<1	1	114	0,07	1160
<1	109	<1	2	133	0,16	1660
<1	92	<1	2	157	0,14	1699
<1	98	<1	<1	68	0,07	388
<1	110	<1	1	123	0,23	940
1	1200	<1	15	15	1,08	3
<1	106	<1	1	136	0,46	1010
2	95	<1	<1	88	0,94	920
<1	258	<1	<1	34	0,54	272
<1	171	<1	1	112	0,25	857
<1	153	<1	<1	89	0,3	761
<1	120	<1	1	112	0,49	989
<1	87	<1	1	122	0,34	985
<1	108	<1	<1	46	0,19	387
<1	80	<1	<1	68	0,31	561
2	91	3	1	168	0,23	509
2	228	<1	1	95	0,18	544
1	221	<1	<1	69	0,17	377
<1	148	<1	2	153	0,23	841
<1	170	<1	2	143	0,36	1100
<1	162	<1	1	115	0,13	870
1	175	<1	<1	54	0,36	175
1	202	<1	<1	45	0,62	417
<1	253	<1	<1	22	0,66	258
1	171	<1	<1	52	0,35	171
4	1120	<1	<1	14	1,1	3
<1	272	<1	<1	42	0,47	153
<1	237	<1	2	181	0,28	369
<1	226	<1	1	161	0,2	145
<1	183	<1	<1	38	0,38	275
<1	185	<1	<1	53	0,13	70
<1	261	<1	2	287	0,1	615
<1	218	<1	1	133	0,48	370
<1	223	<1	1	126	0,26	337
<1	174	<1	1	85	0,2	431
<1	223	<1	1	128	0,26	343
3	1160	<1	<1	13	1,04	<2
<1	95	<1	1	159	0,2	1310
<1	61	<1	3	257	0,3	2060
<1	92	<1	1	139	0,2	1120
<1	108	<1	1	128	0,19	899
<1	118	<1	2	265	0,13	2280
<1	135	<1	1	186	0,18	1170
<1	123	<1	1	119	0,11	953
<1	109	<1	2	250	0,2	1700
<1	101	<1	1	157	0,14	1530
<1	249	<1	5	434	0,32	1560
<1	255	<1	4	380	0,33	1040
<1	187	<1	4	342	0,22	1700
<1	108	<1	3	674	0,08	2510
1	51	<1	9	647	0,16	4980
2	49	<1	9	659	0,16	5210

V ICP1 Total Digestion ppm	W ICP1 Total Digestion ppm	Y ICP1 Total Digestion ppm	Yb ICP1 Total Digestion ppm	Zn ICP1 Total Digestion ppm	Zr ICP1 Total Digestion ppm	Ag ICP4 Aqua Regia Digestion ppm
122	<1	22	2,1	87	174	0,2
39	<1	56	7,8	95	878	<0.2
57	<1	27	4,5	128	760	<0.2
2	<1	3	0,3	6	14	0,2
7	<1	12	1,3	17	99	0,4
28	<1	25	2,6	66	202	<0.2
9	<1	27	2,9	30	214	<0.2
11	<1	27	3,1	40	218	<0.2
13	<1	22	2,8	43	288	<0.2
24	<1	153	14	84	505	<0.2
40	<1	150	16,3	80	1640	<0.2
39	<1	26	3,3	90	365	<0.2
45	<1	32	3,9	96	419	<0.2
7	<1	13	1,6	15	39	<0.2
13	<1	20	1,8	30	22	<0.2
6	<1	5	1	18	134	<0.2
6	<1	4	0,7	14	51	<0.2
4	<1	7	1,1	13	86	<0.2
6	<1	2	0,4	14	41	<0.2
5	<1	6	1	15	61	<0.2
124	<1	23	2,1	87	192	<0.2
7	<1	2	0,4	11	26	<0.2
5	<1	18	1,8	32	17	<0.2
2	<1	8	1,1	16	120	<0.2
1	<1	13	1,6	18	91	<0.2
17	<1	13	2,4	41	104	<0.2
11	<1	25	4	32	164	<0.2
11	<1	25	4,3	21	189	<0.2
9	<1	43	8,4	39	235	<0.2
21	<1	12	1,3	29	34	<0.2
17	<1	9	1,1	28	55	<0.2
20	<1	17	1,6	39	63	<0.2
16	<1	13	1,4	22	18	<0.2
13	<1	15	1,7	14	31	<0.2
18	<1	15	1,6	28	44	<0.2
14	<1	10	1,2	22	37	<0.2
8	<1	12	1,4	15	33	<0.2
8	<1	21	2,2	13	103	<0.2
14	<1	6	0,6	22	27	<0.2
18	<1	16	2,1	29	43	<0.2
119	<1	22	2,2	89	158	<0.2
12	<1	4	0,4	21	11	<0.2
28	<1	19	1,3	43	49	<0.2
17	<1	11	1	27	17	<0.2
9	<1	4	0,4	12	23	<0.2
22	<1	5	0,4	29	3	<0.2
28	<1	13	0,8	35	24	<0.2
26	<1	8	0,7	37	20	<0.2
14	<1	8	0,6	38	17	<0.2
21	<1	8	0,9	57	30	0,2
55	<1	15	1,3	101	23	0,2
16	<1	14	3,5	19	627	<0.2
27	<1	25	2,5	34	51	<0.2
28	<1	13	1,1	38	22	<0.2
39	<1	10	0,8	53	68	<0.2
15	<1	13	3,2	18	619	<0.2
124	<1	23	1,9	90	167	0,3
49	<1	88	10,3	122	1330	<0.2
33	<1	41	4,2	77	327	<0.2
20	<1	46	4	72	203	<0.2

45	<1	289	24,8	153	1470	<0.2
85	<1	450	40,7	193	2780	<0.2
50	<1	350	34,5	147	2710	<0.2
31	<1	217	21	95	1320	<0.2
31	<1	134	15,5	84	1640	<0.2
28	<1	76	8,2	65	858	<0.2
37	<1	83	8,8	67	831	<0.2
13	<1	19	2,4	30	87	<0.2
4	<1	12	1,8	17	158	<0.2
45	<1	31	3,3	72	65	<0.2
3	<1	24	2,4	28	17	<0.2
1	<1	54	5,4	28	49	<0.2
6	<1	58	4,9	35	48	<0.2
6	<1	52	4,8	60	31	<0.2
1	<1	25	2,5	37	134	<0.2
15	<1	47	4,8	70	51	<0.2
125	<1	24	2	89	178	0,3
27	<1	46	4,2	92	61	<0.2
63	<1	39	3,3	187	60	<0.2
80	<1	26	2,7	93	100	<0.2
21	<1	43	4,4	57	64	<0.2
17	<1	33	3,6	62	47	<0.2
26	<1	40	4,6	109	25	<0.2
12	<1	37	4	108	56	<0.2
7	<1	25	2,3	50	32	<0.2
10	<1	31	2,6	75	35	<0.2
30	<1	50	6,8	70	398	<0.2
25	<1	31	2,8	37	27	<0.2
21	<1	20	1,9	33	32	<0.2
36	<1	58	4,8	45	24	<0.2
56	<1	60	5,4	72	25	<0.2
19	<1	44	4,4	27	5	<0.2
54	<1	11	2	58	342	<0.2
87	<1	23	3,4	98	352	0,4
93	<1	18	2	205	69	0,4
51	<1	11	2,2	55	352	<0.2
120	<1	22	2	92	178	0,2
75	<1	6	0,9	75	28	<0.2
50	<1	56	4,2	45	30	<0.2
29	<1	32	2,2	42	27	<0.2
54	<1	27	3,2	70	116	<0.2
19	<1	13	1,4	23	60	<0.2
16	<1	59	5,2	32	110	<0.2
70	<1	36	2,9	105	33	<0.2
39	<1	28	2	55	54	<0.2
36	<1	31	2,5	46	27	<0.2
38	<1	32	2,1	55	57	<0.2
119	<1	22	1,9	82	170	0,3
6	<1	49	4,5	75	85	<0.2
12	<1	98	9,1	120	85	<0.2
7	<1	54	4,9	48	25	<0.2
6	<1	46	4,2	72	19	<0.2
5	<1	79	7,5	29	26	<0.2
7	<1	50	4,7	40	27	<0.2
4	<1	41	3,8	28	33	<0.2
15	<1	66	6,3	36	36	<0.2
6	<1	50	4,4	28	24	<0.2
44	<1	139	11,8	58	124	<0.2
51	<1	106	9,5	83	114	<0.2
35	<1	100	8,1	48	84	<0.2
5	<1	70	8,3	13	489	<0.2
24	<1	219	21,4	29	12	<0.2
25	<1	222	21,7	29	10	<0.2

Mo ICP4 Aqua Regia Digestion ppm	Ni ICP4 Aqua Regia Digestion ppm	Pb ICP4 Aqua Regia Digestion ppm	S ICP4 Aqua Regia Digestion ppm	Sb ICP4 Aqua Regia Digestion ppm	Se ICP4 Aqua Regia Digestion ppm
10	48	26	1720	1	<1
39	4	117	79	<1	<1
126	4	82	780	<1	<1
13	2	15	63	<1	<1
11	2	28	145	<1	<1
16	4	51	209	<1	<1
30	2	71	344	<1	<1
33	3	95	98	<1	<1
51	3	86	100	<1	<1
53	3	89	370	<1	<1
35	2	98	1140	<1	<1
8	4	33	202	<1	<1
117	5	40	346	<1	<1
11	1	33	216	<1	<1
17	1	29	189	<1	<1
7	2	50	174	<1	<1
24	2	38	193	<1	<1
3	1	23	42	<1	<1
2	1	14	218	<1	<1
14	2	32	243	<1	<1
10	47	27	1730	1	<1
5	3	13	45	<1	<1
66	1	108	46	<1	<1
5	2	36	33	<1	<1
14	1	76	52	<1	<1
14	5	40	60	<1	<1
11	3	64	54	<1	<1
24	3	73	48	<1	<1
47	3	132	277	<1	<1
24	3	51	180	<1	<1
18	2	36	450	<1	<1
11	2	120	190	1	<1
21	1	88	49	<1	<1
15	2	75	58	<1	<1
30	2	99	76	<1	<1
33	1	67	60	<1	<1
9	2	65	33	<1	<1
11	1	108	56	<1	<1
5	2	18	76	<1	<1
31	2	99	74	<1	<1
10	49	27	1750	1	<1
3	3	14	54	<1	<1
20	4	44	340	<1	<1
16	2	58	94	<1	<1
11	1	12	29	<1	<1
37	2	41	37	<1	<1
9	3	51	157	<1	<1
12	3	34	143	<1	<1
16	2	30	130	<1	<1
32	4	52	400	<1	<1
7	13	54	980	<1	<1
2	3	117	67	<1	<1
9	4	51	160	<1	<1
96	3	62	470	<1	<1
8	11	23	307	<1	<1
2	3	113	70	<1	<1
12	47	27	1710	<1	<1
77	3	118	366	<1	<1
12	2	193	338	<1	<1
95	2	120	350	<1	<1

113	4	179	640	<1	<1
108	5	193	870	<1	<1
91	5	264	741	<1	<1
161	3	279	527	<1	<1
278	3	430	2200	<1	<1
32	2	116	1370	<1	<1
30	2	128	812	<1	<1
17	2	94	320	<1	<1
10	2	95	201	<1	<1
46	8	195	174	<1	<1
35	2	195	80	<1	<1
46	1	392	105	<1	<1
122	1	482	124	<1	<1
151	1	591	126	<1	<1
44	1	191	54	<1	<1
151	3	361	227	<1	<1
12	48	26	1740	<1	<1
124	4	353	240	<1	<1
100	15	275	236	<1	<1
6	18	104	330	<1	<1
51	5	322	411	<1	<1
24	6	254	291	<1	<1
46	9	321	147	<1	<1
119	2	297	173	<1	<1
72	1	120	111	<1	<1
155	2	166	107	<1	<1
35	8	146	33	<1	<1
50	2	171	34	<1	<1
39	2	147	69	<1	<1
121	2	240	72	<1	<1
142	2	280	72	<1	<1
168	2	272	71	<1	<1
7	6	157	237	<1	<1
51	19	117	4900	<1	<1
16	30	88	7390	<1	<1
6	5	155	232	<1	<1
11	48	26	1710	<1	<1
4	8	168	380	<1	<1
27	14	147	94	<1	<1
64	5	180	420	<1	<1
16	5	111	300	<1	<1
24	3	70	470	<1	<1
142	5	351	270	<1	<1
202	3	108	579	<1	<1
151	4	118	595	<1	<1
113	8	158	330	<1	<1
155	4	120	577	<1	<1
11	50	27	1700	1	<1
120	2	451	117	<1	<1
316	3	656	171	<1	<1
127	1	432	110	<1	<1
147	1	388	94	<1	<1
119	1	758	194	<1	<1
116	1	474	146	<1	<1
100	1	365	95	<1	<1
125	3	594	340	<1	<1
185	2	457	79	<1	<1
153	10	608	290	<1	<1
126	16	497	196	<1	<1
139	5	497	296	<1	<1
76	2	834	12	<1	<1
338	2	1340	95	<1	<1
342	2	1370	97	<1	<1

<1	300	42	101
<1	242	63	122
<1	309	48	93
<1	437	29	61
<1	1220	26	63
<1	274	26	50
<1	285	34	68
<1	117	11	24
<1	245	4	16
<1	436	39	59
<1	502	3	21
<1	1120	2	22
<1	1620	4	30
<1	1650	4	51
<1	374	2	30
<1	930	15	70
<1	35	102	209
<1	992	24	78
<1	901	59	165
<1	262	56	67
<1	832	21	45
<1	704	16	48
<1	933	27	90
<1	939	13	89
<1	380	7	42
<1	531	11	64
<1	480	28	55
<1	531	22	31
<1	360	21	28
<1	800	35	37
<1	1060	55	58
<1	853	20	22
<1	159	52	47
<1	232	86	84
<1	245	87	169
<1	154	50	46
<1	36	105	215
<1	150	72	63
<1	338	49	37
<1	141	27	34
<1	267	50	55
<1	64	16	18
<1	591	14	24
<1	268	69	90
<1	336	34	44
<1	420	32	37
<1	343	34	44
<1	34	99	223
<1	1150	7	64
<1	1770	10	88
<1	1080	5	44
<1	809	4	59
<1	2040	3	24
<1	1010	7	35
<1	892	5	24
<1	1520	13	32
<1	1480	4	27
<1	1440	44	50
<1	1000	50	79
<1	1670	31	43
<1	2060	3	10
<1	4290	21	25
<1	4440	22	26

Azimut Exploration Inc.
Attention: Jean-Marc Lulin
PO #/Project:
Samples: 148

SRC Geoanalytical Laboratories
125 - 15 Innovation Blvd., Saskatoon, Saskatchewan, S7N 2X8
Tel: (306) 933-8118 Fax: (306) 933-5656 Email: geolab@src.sk.ca

Report No: G-09-1394

Date of Report: October 22, 2009

ICP4 Aqua Regia Digestion

Column Header Details

Silver in ppm (Ag)
Arsenic in ppm (As)
Bismuth in ppm (Bi)
Cobalt in ppm (Co)
Copper in ppm (Cu)

Germanium in ppm (Ge)
Mercury in ppm (Hg)
Molybdenum in ppm (Mo)
Nickel in ppm (Ni)
Lead in ppm (Pb)

Sulfur in ppm (S)
Antimony in ppm (Sb)
Selenium in ppm (Se)
Tellurium in ppm (Te)
Uranium in ppm (U, ICP)

Vanadium in ppm (V)
Zinc in ppm (Zn)

SRC Geoanalytical Laboratories

Report No: G-09-1394

Azimut Exploration Inc.
 Attention: Jean-Marc Lulin
 PO #/Project:
 Samples: 148

125 - 15 Innovation Blvd., Saskatoon, Saskatchewan, S7N 2X8
 Tel: (306) 933-8118 Fax: (306) 933-5656 Email: geolab@src.sk.ca

Date of Report: October 22, 2009

ICP4 Aqua Regia Digestion

Sample Number	Aq ppm	As ppm	Bi ppm	Co ppm	Cu ppm	Ge ppm	Hg ppm	Mo ppm	Ni ppm	Pb ppm	S ppm	Sb ppm	Se ppm	Te ppm	U, ICP ppm	V ppm	Zn ppm
CG51509/LS4	<0.2	10	1	38	51	<1	<1	10	47	27	1760	1	<1	<1	30	100	201
16508	<0.2	1	<1	1	3	<1	<1	56	3	123	60	<1	<1	<1	164	5	19
16510	<0.2	<1	<1	1	1	<1	<1	34	2	80	53	<1	<1	<1	192	5	27
16528	<0.2	<1	<1	<1	4	<1	<1	3	2	78	31	<1	<1	<1	32	1	6
16531	<0.2	1	<1	1	1	<1	<1	2	3	87	24	<1	<1	<1	61	7	21
16537	<0.2	3	<1	5	20	<1	<1	93	10	190	440	<1	<1	<1	337	46	102
16538	<0.2	2	<1	2	12	<1	<1	125	5	171	170	<1	<1	<1	118	16	58
16540	<0.2	2	<1	3	17	<1	<1	258	3	143	540	<1	<1	<1	145	14	72
16541	<0.2	3	<1	3	2	<1	<1	92	8	72	147	<1	<1	<1	184	32	101
16543	<0.2	<1	<1	<1	1	<1	<1	115	3	92	18	<1	<1	<1	65	3	16
16545	<0.2	2	<1	4	2	<1	<1	23	6	110	43	<1	<1	<1	168	30	42
16546	<0.2	1	<1	3	1	<1	<1	26	6	123	34	<1	<1	<1	197	26	38
16547	<0.2	<1	<1	1	3	<1	<1	37	4	17	34	<1	<1	<1	47	6	8
16548	<0.2	1	<1	1	3	<1	<1	39	3	26	53	<1	<1	<1	67	9	14
16549	<0.2	1	<1	2	2	<1	<1	39	4	47	42	<1	<1	<1	112	14	26
16550	<0.2	<1	<1	1	4	<1	<1	40	3	37	39	<1	<1	<1	136	4	8
16551	<0.2	1	<1	2	3	<1	<1	42	5	106	37	<1	<1	<1	208	17	29
16552	<0.2	<1	<1	1	2	<1	<1	49	3	37	35	<1	<1	<1	103	4	7
16553	<0.2	<1	<1	<1	2	<1	<1	40	4	58	27	<1	<1	<1	181	1	2
16555	<0.2	<1	<1	1	4	<1	<1	33	4	58	58	<1	<1	<1	82	5	20
CG51509/LS4	<0.2	12	1	38	50	<1	<1	9	47	27	1745	<1	<1	<1	30	99	204
16557	<0.2	1	<1	4	28	<1	<1	36	7	76	352	<1	<1	<1	142	25	38
16558	<0.2	1	<1	1	8	<1	<1	24	3	23	87	<1	<1	<1	12	8	13
16560	<0.2	<1	<1	3	7	<1	<1	1	6	100	180	<1	<1	<1	130	23	55
16561	<0.2	1	<1	2	7	<1	<1	1	8	134	179	<1	<1	<1	229	18	41
16564	<0.2	1	<1	1	1	<1	<1	26	2	75	50	<1	<1	<1	128	5	15
16569	<0.2	2	<1	1	8	<1	<1	137	2	83	190	<1	<1	<1	82	14	31
16570	<0.2	<1	<1	1	5	<1	<1	3	2	68	71	<1	<1	<1	38	7	20
16572	<0.2	1	<1	1	3	<1	<1	72	2	104	60	<1	<1	<1	99	18	41
16573	<0.2	1	<1	1	2	<1	<1	39	2	58	46	<1	<1	<1	31	10	26
16901	<0.2	2	<1	1	26	<1	<1	29	2	97	230	<1	<1	<1	91	25	60
16902	<0.2	2	<1	2	11	<1	<1	27	2	61	213	<1	<1	<1	66	17	47
16903	<0.2	1	<1	1	10	<1	<1	24	3	55	137	<1	<1	<1	57	15	40
16904	<0.2	2	<1	2	13	<1	<1	66	2	110	210	<1	<1	<1	140	27	71
16911	<0.2	<1	<1	<1	16	<1	<1	6	2	27	290	<1	<1	<1	33	4	8
16912	<0.2	1	<1	<1	25	<1	<1	7	1	41	410	<1	<1	<1	47	8	16
16913	<0.2	<1	<1	1	7	<1	<1	12	2	36	144	<1	<1	<1	40	8	19
16914	<0.2	1	<1	2	12	<1	<1	57	2	77	240	<1	<1	<1	120	12	38
16915	<0.2	2	<1	1	41	<1	<1	38	1	108	630	<1	<1	<1	166	17	31
16911 R	<0.2	1	<1	<1	15	<1	<1	8	2	26	296	<1	<1	<1	34	4	8

SRC Geoanalytical Laboratories

125 - 15 Innovation Blvd., Saskatoon, Saskatchewan, S7N 2X8
 Tel: (306) 933-8118 Fax: (306) 933-5656 Email: geolab@src.sk.ca

Report No: G-09-1394

Azimet Exploration Inc.
 Attention: Jean-Marc Lulin
 PO #/Project:
 Samples: 148

Date of Report: October 22, 2009

ICP4 Aqua Regia Digestion

Sample Number	Ag ppm	As ppm	Bi ppm	Co ppm	Cu ppm	Ge ppm	Hg ppm	Mo ppm	Ni ppm	Pb ppm	S ppm	Sb ppm	Se ppm	Te ppm	U, ICP ppm	V ppm	Zn ppm
CG51509/LS4	0.2	14	1	38	48	<1	<1	10	47	26	1750	<1	<1	<1	31	97	201
16916	<0.2	1	<1	1	46	<1	<1	25	1	164	570	<1	<1	<1	271	18	27
16917	<0.2	<1	<1	1	33	<1	<1	68	1	112	490	<1	<1	<1	139	19	35
16919	<0.2	3	<1	3	32	<1	<1	32	2	50	812	<1	<1	<1	138	19	53
16920	<0.2	<1	<1	<1	9	<1	<1	5	1	23	101	<1	<1	<1	24	6	16
16921	<0.2	2	<1	2	22	<1	<1	72	2	99	280	<1	<1	<1	120	26	70
16922	<0.2	1	<1	1	14	<1	<1	514	2	39	620	<1	<1	<1	64	13	43
16923	<0.2	<1	<1	<1	17	<1	<1	10	2	33	69	<1	<1	<1	27	7	15
16924	<0.2	2	<1	1	15	<1	<1	29	2	64	168	<1	<1	<1	76	20	49
16926	<0.2	3	<1	5	4	<1	<1	104	4	192	173	<1	<1	<1	119	41	112
16927	<0.2	1	<1	1	8	<1	<1	43	2	96	113	<1	<1	<1	100	10	29
16929	<0.2	1	<1	2	29	<1	<1	37	3	111	650	<1	<1	<1	185	28	56
16930	<0.2	<1	<1	1	26	<1	<1	15	2	49	650	<1	<1	<1	59	19	40
16931	<0.2	<1	<1	3	42	<1	<1	7	3	45	1170	<1	<1	<1	80	32	59
16927 R	<0.2	1	<1	1	9	<1	<1	45	2	96	111	<1	<1	<1	101	10	28
CG51509/LS4	0.3	15	1	38	51	<1	<1	12	48	24	1770	<1	<1	<1	36	99	218
16501	<0.2	<1	<1	6	3	<1	<1	151	10	341	146	<1	<1	<1	979	49	46
16502	0.5	1	<1	7	76	<1	<1	11	18	194	1440	1	<1	<1	49	113	77
16504	<0.2	<1	<1	<1	2	<1	<1	33	1	232	50	<1	<1	<1	645	2	10
16506	<0.2	<1	<1	1	4	<1	<1	88	2	339	72	<1	<1	<1	905	9	47
16507	<0.2	1	<1	2	2	<1	<1	222	3	259	138	<1	<1	<1	839	11	63
16509	<0.2	<1	<1	1	1	<1	<1	56	1	121	51	<1	<1	<1	306	13	54
16511	<0.2	4	<1	10	17	<1	<1	92	23	224	790	<1	<1	<1	636	90	218
16512	<0.2	<1	<1	1	8	<1	<1	37	5	412	72	<1	<1	<1	1310	19	33
16513	<0.2	<1	<1	<1	4	<1	<1	50	1	439	81	<1	<1	<1	1320	1	12
16514	<0.2	<1	<1	<1	6	<1	<1	62	<1	454	94	<1	<1	<1	1490	2	17
16515	<0.2	<1	<1	<1	4	<1	<1	60	<1	273	105	<1	<1	<1	893	3	21
16516	<0.2	<1	<1	<1	3	<1	<1	88	1	541	70	<1	<1	<1	1510	4	51
16517	<0.2	<1	<1	<1	6	<1	<1	62	1	593	122	<1	<1	<1	1460	5	37
16518	<0.2	<1	<1	<1	2	<1	<1	40	1	312	41	<1	<1	<1	781	1	12
16519	<0.2	1	<1	1	13	<1	<1	33	2	352	338	<1	<1	<1	972	10	62
16521	<0.2	<1	<1	1	10	<1	<1	170	1	409	151	<1	<1	<1	1070	8	82
16526	<0.2	<1	<1	<1	<1	<1	<1	5	2	296	16	<1	<1	<1	531	6	21
16530	<0.2	<1	<1	<1	4	<1	<1	14	1	646	<10	<1	<1	<1	1350	1	11
16533	<0.2	<1	<1	1	5	<1	<1	16	2	324	12	<1	<1	<1	612	3	12
CG51509/LS4	<0.2	15	1	39	49	<1	<1	12	47	26	1750	<1	<1	<1	34	99	211
16534	<0.2	<1	<1	<1	3	<1	<1	11	2	173	18	<1	<1	<1	319	4	9
16535	<0.2	<1	<1	<1	3	<1	<1	11	2	540	<10	<1	<1	<1	1100	4	12
16539	<0.2	<1	<1	3	13	<1	<1	296	5	519	212	<1	<1	<1	1000	15	77
16542	<0.2	<1	<1	<1	4	<1	<1	131	2	275	53	<1	<1	<1	335	3	17

SRC Geoanalytical Laboratories

Report No: G-09-1394

Azimut Exploration Inc.
 Attention: Jean-Marc Lulin
 PO #/Project:
 Samples: 148

125 - 15 Innovation Blvd., Saskatoon, Saskatchewan, S7N 2X8
 Tel: (306) 933-8118 Fax: (306) 933-5656 Email: geolab@src.sk.ca

Date of Report: October 22, 2009

ICP4 Aqua Regia Digestion

Sample Number	Aq ppm	As ppm	Bi ppm	Co ppm	Cu ppm	Ge ppm	Hg ppm	Mo ppm	Ni ppm	Pb ppm	S ppm	Sb ppm	Se ppm	Te ppm	U, ICP ppm	V ppm	Zn ppm
16544	<0.2	2	<1	4	5	<1	<1	23	6	129	103	<1	<1	<1	236	36	52
16554	<0.2	1	<1	3	4	<1	<1	91	4	286	66	<1	<1	<1	719	17	44
16556	<0.2	1	<1	2	4	<1	<1	66	6	273	59	<1	<1	<1	653	16	39
16559	<0.2	<1	<1	2	3	<1	<1	2	4	246	69	<1	<1	<1	638	20	52
16565	<0.2	<1	<1	1	2	<1	<1	222	1	290	223	<1	<1	<1	515	9	29
16566	<0.2	<1	<1	1	1	<1	<1	93	2	175	93	<1	<1	<1	179	7	21
16567	<0.2	<1	<1	1	3	<1	<1	177	1	149	270	<1	<1	<1	86	11	23
16568	<0.2	1	<1	1	4	<1	<1	69	1	133	187	<1	<1	<1	190	8	23
16571	<0.2	<1	<1	1	2	<1	<1	132	3	288	3	<1	<1	<1	649	20	32
16905	<0.2	3	<1	12	5	<1	<1	384	8	519	690	<1	<1	<1	914	91	234
16906	<0.2	3	<1	13	4	<1	<1	273	8	424	1086	<1	<1	<1	969	102	217
16908	<0.2	3	<1	9	<1	<1	<1	115	6	276	932	<1	<1	<1	524	70	163
16909	<0.2	5	<1	13	<1	<1	<1	180	9	361	737	<1	<1	<1	566	95	229
16910	<0.2	1	<1	7	10	<1	<1	111	5	204	900	<1	<1	<1	364	61	121
16908 R	<0.2	2	<1	10	<1	<1	<1	117	7	281	946	<1	<1	<1	532	70	164
CG51509/LS4	<0.2	14	1	39	48	<1	<1	13	48	26	1750	<1	<1	<1	35	99	209
16918	<0.2	2	<1	7	34	<1	<1	352	3	340	1270	<1	<1	<1	708	51	130
16925	<0.2	1	<1	4	15	<1	<1	70	2	144	660	<1	<1	<1	229	45	115
16928	<0.2	1	<1	3	5	<1	<1	280	3	225	384	<1	<1	<1	376	31	88
16932	<0.2	1	<1	3	32	<1	<1	64	2	110	762	<1	<1	<1	228	46	84
16933	<0.2	1	<1	5	65	<1	<1	41	4	75	1760	<1	<1	<1	171	58	80
16934	<0.2	3	<1	3	63	<1	<1	43	3	130	1730	<1	<1	<1	298	44	70
16933 R	<0.2	2	<1	5	66	<1	<1	43	4	78	1770	<1	<1	<1	175	60	83
CG51509/LS4	<0.2	13	1	39	48	<1	<1	13	50	27	1720	<1	<1	<1	35	99	208
16503	<0.2	<1	<1	<1	4	<1	<1	92	2	541	109	<1	<1	<1	1390	1	6
16505	<0.2	1	<1	1	6	<1	<1	41	5	587	88	<1	<1	<1	1580	12	47
16520	<0.2	2	<1	2	14	<1	<1	334	2	746	290	<1	<1	<1	2250	16	90
16522	<0.2	2	<1	1	9	<1	<1	92	2	381	78	<1	<1	<1	1010	3	50
16523	<0.2	1	<1	<1	6	<1	<1	122	1	526	77	<1	<1	<1	1380	1	18
16524	<0.2	<1	<1	2	12	<1	<1	140	2	497	102	<1	<1	<1	1290	3	59
16525	<0.2	2	<1	1	4	<1	<1	152	3	708	70	<1	<1	<1	1640	5	71
16527	<0.2	<1	<1	<1	3	<1	<1	21	2	612	<10	<1	<1	<1	1330	5	21
16529	<0.2	<1	<1	1	8	<1	<1	12	2	973	<10	<1	<1	<1	2130	1	11
16536	<0.2	<1	<1	<1	3	<1	<1	13	3	879	<10	<1	<1	<1	1770	4	11
16562	<0.2	<1	<1	3	5	<1	<1	3	7	768	86	<1	<1	<1	2150	28	77
16563	<0.2	3	<1	3	16	<1	<1	3	7	608	231	<1	<1	<1	1520	30	77
16907	<0.2	3	<1	6	33	<1	<1	252	4	418	1380	<1	<1	<1	904	53	111
16532	<0.2	1	<1	1	14	<1	<1	17	2	1390	<10	<1	<1	<1	3130	3	37
16532 R	<0.2	<1	<1	1	14	<1	<1	17	2	1410	<10	<1	<1	<1	3190	3	38

Azimut Exploration Inc.
Attention: Jean-Marc Lulin
PO #/Project:
Samples: 148

SRC Geoanalytical Laboratories
125 - 15 Innovation Blvd., Saskatoon, Saskatchewan, S7N 2X8
Tel: (306) 933-8118 Fax: (306) 933-5656 Email: geolab@src.sk.ca

Report No: G-09-1394

Date of Report: October 22, 2009

ICP4 Aqua Regia Digestion

Sample Number	Ag ppm	As ppm	Bi ppm	Co ppm	Cu ppm	Ge ppm	Hg ppm	Mo ppm	Ni ppm	Pb ppm	S ppm	Sb ppm	Se ppm	Te ppm	U, ICP ppm	V ppm	Zn ppm
------------------	-----------	-----------	-----------	-----------	-----------	-----------	-----------	-----------	-----------	-----------	----------	-----------	-----------	-----------	---------------	----------	-----------

Aqua Regia: A 0.5 g pulp is digested with 2.00 ml of 3:1 HCL:HNO3 for 1 hour at 95 C.
The standard is LS4.

SRC Geoanalytical Laboratories

125 - 15 Innovation Blvd., Saskatoon, Saskatchewan, S7N 2X8
Tel: (306) 933-8118 Fax: (306) 933-5656 Email: geolab@src.sk.ca

Report No: G-09-1394

Azimut Exploration Inc.
Attention: Jean-Marc Lulin
PO #/Project:
Samples: 148

Date of Report: October 22, 2009

ICP1 Total Digestion

Column Header Details

Silver in ppm (Ag)
Aluminum in wt % (Al₂O₃)
Barium in ppm (Ba)
Beryllium in ppm (Be)
Calcium in wt % (CaO)

Cadmium in ppm (Cd)
Cerium in ppm (Ce)
Cobalt in ppm (Co)
Chromium in ppm (Cr)
Copper in ppm (Cu)

Dysprnnoosium in ppm (Dy)
Erbium in ppm (Er)
Europium in ppm (Eu)
Iron in wt % (Fe₂O₃)
Gallium in ppm (Ga)

Gadolinium in ppm (Gd)
Hafnium in ppm (Hf)
Holmium in ppm (Ho)
Potassium in wt % (K₂O)
Lanthanum in ppm (La)

Lithium in ppm (Li)
Magnesium in wt % (MgO)
Manganese in wt % (MnO)
Molybdenum in ppm (Mo)
Sodium in wt % (Na₂O)

Niobium in ppm (Nb)
Neodymium in ppm (Nd)
Nickel in ppm (Ni)
Phosphorus in wt % (P₂O₅)
Lead in ppm (Pb)

Praseodymium in ppm (Pr)
Scandium in ppm (Sc)
Samarium in ppm (Sm)
Tin in ppm (Sn)
Strontium in ppm (Sr)

Tantalum in ppm (Ta)
Terbium in ppm (Tb)
Thorium in ppm (Th)
Titanium in wt % (TiO₂)
Uranium in ppm (U, ICP)

Azimut Exploration Inc.
Attention: Jean-Marc Lulin
PO #/Project:
Samples: 148

SRC Geoanalytical Laboratories
125 - 15 Innovation Blvd., Saskatoon, Saskatchewan, S7N 2X8
Tel: (306) 933-8118 Fax: (306) 933-5656 Email: geolab@src.sk.ca

Report No: G-09-1394

Date of Report: October 22, 2009

ICPI Total Digestion

Column Header Details

Vanadium in ppm (V)
Tungsten in ppm (W)
Yttrium in ppm (Y)
Ytterbium in ppm (Yb)
Zinc in ppm (Zn)

Zirconium in ppm (Zr)

SRC Geoanalytical Laboratories

125 - 15 Innovation Blvd., Saskatoon, Saskatchewan, S7N 2X8
 Tel: (306) 933-8118 Fax: (306) 933-5656 Email: geolab@src.sk.ca

Report No: G-09-1394

Azimet Exploration Inc.
 Attention: Jean-Marc Lulin
 PO #/Project:
 Samples: 148

Date of Report: October 22, 2009

ICP1 Total Digestion

Sample Number	Ag ppm	Al2O3 wt %	Ba ppm	Be ppm	CaO wt %	Cd ppm	Ce ppm	Co ppm	Cr ppm	Cu ppm	Dy ppm	Er ppm	Eu ppm	Fe2O3 wt %	Ga ppm	Gd ppm	Hf ppm
CG51509/LS4	<0.2	18.0	2280	2.0	4.75	<1	151	18	121	3	3.5	2.9	2.3	7.24	23	5	3
16508	<0.2	16.7	565	0.7	0.41	1	4	1	130	2	4.6	1.9	0.4	0.88	14	3	4
16510	<0.2	12.4	426	0.4	0.20	<1	17	1	133	2	3.3	1.1	0.3	1.16	12	2	<1
16528	<0.2	13.8	291	0.9	0.51	<1	5	1	151	5	2.0	1.0	0.3	0.39	14	1	1
16531	<0.2	13.4	335	1.4	1.39	<1	57	2	128	2	2.8	1.0	0.4	1.30	17	3	4
16537	<0.2	16.0	367	0.9	1.20	<1	18	6	115	22	6.1	1.9	0.5	4.74	23	5	2
16538	<0.2	13.4	398	0.4	0.36	<1	6	2	131	13	3.1	1.5	0.3	2.69	16	2	<1
16540	<0.2	14.4	441	0.3	0.34	<1	8	4	132	22	3.3	1.6	0.4	3.46	17	3	<1
16541	<0.2	15.6	445	0.5	0.62	<1	26	4	113	2	2.8	1.0	0.4	4.80	22	3	3
16543	<0.2	12.3	306	0.2	0.13	<1	3	1	212	2	3.5	2.0	0.2	0.82	11	2	10
16545	<0.2	14.0	70	2.8	2.33	<1	6	4	182	4	1.9	0.8	0.5	2.50	23	1	13
16546	<0.2	11.2	56	2.2	1.79	<1	7	3	205	5	2.0	1.1	0.4	2.28	19	1	20
16547	<0.2	0.54	12	<0.2	0.02	<1	2	1	184	4	0.7	0.3	<0.2	0.61	1	<1	<1
16548	<0.2	1.60	34	0.4	0.10	<1	5	2	175	5	1.4	0.7	<0.2	1.00	3	1	<1
16549	<0.2	5.84	203	1.0	0.26	<1	10	3	161	3	1.4	0.5	0.2	1.55	9	1	<1
16550	<0.2	2.42	60	0.7	0.20	<1	5	2	188	5	1.3	<0.2	<0.2	0.72	4	1	<1
16551	<0.2	6.69	123	1.3	0.76	<1	6	3	172	4	1.7	<0.2	0.2	1.86	11	1	<1
16552	<0.2	1.40	29	0.4	0.11	<1	5	1	195	3	0.7	<0.2	<0.2	0.64	2	<1	<1
16553	<0.2	2.82	20	0.6	0.36	<1	5	1	268	4	1.6	0.4	<0.2	0.50	4	1	1
16555	<0.2	9.00	86	1.5	1.41	<1	7	2	169	5	1.0	<0.2	0.3	0.91	12	1	3
CG51509/LS4	<0.2	17.6	2230	2.0	4.68	<1	147	18	117	3	3.4	2.6	2.4	7.14	23	5	4
16557	<0.2	8.76	93	1.0	1.19	<1	4	3	133	28	0.9	<0.2	0.3	1.90	14	<1	5
16558	<0.2	11.7	338	0.8	0.88	<1	2	1	132	8	0.2	<0.2	0.4	0.88	14	<1	3
16560	<0.2	15.9	798	0.8	1.17	<1	157	3	106	11	5.6	2.8	0.6	2.68	18	8	19
16561	<0.2	15.2	864	0.7	1.00	<1	62	3	118	11	5.0	1.9	0.4	2.18	17	5	11
16564	<0.2	11.4	958	0.4	0.34	<1	2	1	134	2	1.5	0.2	0.4	0.82	10	1	<1
16569	<0.2	13.7	1030	0.7	0.51	<1	17	1	116	9	2.3	1.0	0.4	2.33	16	2	<1
16570	<0.2	12.4	741	0.9	0.94	<1	21	1	112	5	1.6	0.8	0.4	1.22	14	1	1
16572	<0.2	12.9	513	0.9	0.70	<1	4	2	128	5	2.2	1.2	0.4	2.10	16	1	1
16573	<0.2	13.7	696	1.2	1.18	<1	24	1	129	3	1.9	0.9	0.5	1.35	16	2	2
16901	<0.2	19.0	101	2.2	4.54	1	8	3	74	26	7.1	4.7	0.6	3.36	29	5	20
16902	<0.2	14.3	167	1.4	2.62	<1	5	2	90	11	3.9	2.4	0.4	2.38	20	3	10
16903	<0.2	15.5	208	1.5	2.44	1	3	2	123	12	2.1	1.4	0.5	2.24	21	1	8
16904	<0.2	18.6	105	1.9	3.58	1	6	3	81	15	4.6	2.9	0.6	3.52	27	3	10
16911	<0.2	18.2	87	2.2	3.41	1	3	1	120	17	2.2	1.1	0.6	0.83	22	1	5
16912	<0.2	18.7	105	2.3	4.60	1	8	<1	85	26	6.5	4.2	0.6	1.34	23	5	5
16913	<0.2	14.0	48	1.7	3.31	<1	7	1	100	6	6.2	3.9	0.5	1.27	18	5	6
16914	<0.2	19.4	104	2.3	4.08	1	10	2	80	13	6.7	4.2	0.7	2.08	26	5	15
16915	<0.2	19.8	635	1.3	3.04	1	11	2	76	43	9.9	5.9	0.7	2.87	23	8	9
16911 R	<0.2	18.7	90	2.4	3.55	1	3	1	120	19	2.5	1.4	0.6	0.85	22	2	5

SRC Geoanalytical Laboratories

Report No: G-09-1394

Azimut Exploration Inc.

125 - 15 Innovation Blvd., Saskatoon, Saskatchewan, S7N 2X8

Attention: Jean-Marc Lulin

Tel: (306) 933-8118 Fax: (306) 933-5656 Email: geolab@src.sk.ca

PO #/Project:

Date of Report: October 22, 2009

Samples: 148

ICPI Total Digestion

Sample Number	Aq ppm	Al2O3 wt %	Ba ppm	Be ppm	CaO wt %	Cd ppm	Ce ppm	Co ppm	Cr ppm	Cu ppm	Dy ppm	Er ppm	Eu ppm	Fe2O3 wt %	Ga ppm	Gd ppm	Hf ppm
CG51509/LS4	<0.2	18.0	2260	2.1	4.79	<1	169	18	118	3	3.4	2.6	2.6	7.31	25	5	4
16916	<0.2	18.2	568	1.3	3.20	1	15	1	81	53	10.6	5.2	0.7	2.80	24	9	11
16917	<0.2	18.1	403	1.7	3.09	1	13	1	73	35	7.4	4.5	0.7	2.82	25	6	16
16919	<0.2	18.1	526	1.4	2.73	1	11	3	84	35	6.4	3.4	0.8	3.20	25	6	7
16920	<0.2	16.1	972	0.3	0.52	1	3	<1	72	12	2.0	1.1	0.6	1.16	15	1	2
16921	<0.2	19.4	199	2.1	4.19	1	15	2	65	24	11.6	7.2	0.8	4.27	32	9	19
16922	<0.2	17.3	85	2.1	3.25	1	9	2	115	17	5.4	3.6	0.6	2.47	26	4	10
16923	<0.2	15.2	49	2.1	2.66	<1	2	<1	137	20	0.9	0.3	0.5	1.19	21	<1	3
16924	<0.2	19.1	85	2.3	3.59	1	6	2	87	21	4.0	2.0	0.7	2.92	31	3	9
16926	<0.2	19.0	161	1.9	3.96	1	14	5	66	8	8.7	4.6	0.8	5.10	33	6	23
16927	<0.2	16.2	63	2.0	3.15	1	7	2	132	10	4.2	1.8	0.6	1.59	22	3	11
16929	<0.2	20.4	117	2.4	5.80	1	18	2	59	31	14.9	10.1	1.0	4.08	34	12	46
16930	<0.2	20.5	88	2.6	5.19	1	12	2	65	28	10.7	7.5	0.9	2.72	30	8	25
16931	<0.2	20.2	83	2.5	7.07	1	28	2	63	45	25.0	17.4	1.0	4.08	34	19	27
16927 R	<0.2	15.7	61	1.8	3.10	<1	6	1	130	10	4.1	1.6	0.5	1.50	21	3	10
CG51509/LS4	<0.2	17.6	2320	2.2	4.75	<1	154	19	124	2	3.4	2.6	2.6	7.27	25	6	4
16501	<0.2	20.6	465	3.4	3.67	1	488	7	71	7	15.8	8.7	1.9	2.90	32	22	<1
16502	<0.5	15.2	893	2.0	2.02	<1	178	10	142	86	3.3	2.0	1.1	7.47	31	6	2
16504	<0.2	18.1	126	2.7	2.86	1	5	1	94	5	6.4	4.2	0.6	0.64	24	5	<1
16506	<0.2	16.6	424	1.0	0.72	<1	6	2	79	8	6.2	4.6	0.5	1.60	19	5	1
16507	<0.2	10.6	332	0.5	0.21	<1	6	2	157	4	7.0	4.9	0.4	2.46	14	6	3
16509	<0.2	14.4	460	0.5	0.22	<1	5	2	120	3	4.6	3.4	0.5	2.38	18	4	1
16511	0.3	17.0	333	1.6	1.83	<1	35	14	156	18	6.6	5.4	0.9	9.66	39	6	7
16512	<0.2	19.0	378	2.7	1.35	1	15	3	100	13	8.8	6.2	0.6	2.09	25	8	4
16513	<0.2	17.4	316	2.1	1.64	1	8	<1	85	8	9.8	6.4	0.6	0.51	19	9	2
16514	<0.2	18.3	503	1.6	1.03	1	7	1	68	10	10.2	6.5	0.7	0.66	17	9	1
16515	<0.2	17.1	521	1.0	0.62	1	4	1	75	6	6.5	4.3	0.6	0.88	16	6	1
16516	<0.2	15.2	416	1.0	0.59	<1	8	1	90	7	12.3	8.0	0.7	1.22	16	10	1
16517	<0.2	14.8	410	1.2	0.62	<1	9	1	92	10	12.4	8.0	0.6	0.95	15	11	<1
16518	<0.2	13.9	403	1.5	0.73	<1	7	<1	99	5	6.7	4.5	0.4	0.48	14	5	1
16519	<0.2	13.7	358	0.5	0.30	<1	5	1	108	17	10.8	6.9	0.5	2.16	17	8	1
16521	<0.2	14.6	425	0.6	0.37	<1	5	2	112	14	10.7	6.8	0.6	2.67	18	9	4
16526	<0.2	19.6	69	3.0	3.20	1	61	1	81	2	5.9	4.0	0.7	0.92	24	6	17
16530	<0.2	13.4	96	2.0	1.84	<1	34	1	131	10	12.1	7.8	0.6	0.42	18	10	5
16533	<0.2	9.38	313	1.0	0.84	<1	18	2	149	8	7.4	4.5	0.5	0.55	10	6	1
CG51509/LS4	<0.2	17.5	2280	2.1	4.70	<1	150	18	122	3	3.2	2.8	2.7	7.20	25	5	4
16534	<0.2	13.7	222	1.7	1.63	<1	28	1	133	4	4.1	2.6	0.5	0.60	16	4	5
16535	<0.2	10.1	159	1.4	1.29	<1	31	1	131	7	9.5	5.8	0.6	0.67	12	9	2
16539	<0.2	4.20	121	<0.2	0.28	<1	15	3	165	19	9.6	6.3	0.4	3.40	10	9	<1
16542	<0.2	5.82	184	<0.2	0.08	<1	10	1	186	7	6.8	4.6	0.2	0.89	6	4	25

SRC Geoanalytical Laboratories

125 - 15 Innovation Blvd., Saskatoon, Saskatchewan, S7N 2X8
 Tel: (306) 933-8118 Fax: (306) 933-5656 Email: geolab@src.sk.ca

Report No: G-09-1394

Azimut Exploration Inc.
 Attention: Jean-Marc Lulin
 PO #/Project:
 Samples: 148

Date of Report: October 22, 2009

ICP1 Total Digestion

Sample Number	Aq ppm	Al2O3 wt %	Ba ppm	Be ppm	CaO wt %	Cd ppm	Ce ppm	Co ppm	Cr ppm	Cu ppm	Dy ppm	Er ppm	Eu ppm	Fe2O3 wt %	Ga ppm	Gd ppm	Hf ppm
16544	<0.2	14.8	88	2.8	2.64	<1	9	5	136	8	2.1	2.2	0.7	2.55	25	2	18
16554	<0.2	6.06	77	1.0	0.82	<1	8	3	173	11	3.8	3.5	0.2	2.13	12	3	6
16556	<0.2	8.54	70	1.3	1.20	<1	6	3	182	10	3.1	2.7	0.4	1.88	14	3	2
16559	<0.2	16.2	551	1.4	1.90	1	155	3	97	9	8.8	5.7	0.8	2.46	21	10	20
16565	<0.2	14.6	1240	0.6	0.94	<1	18	1	83	5	12.6	8.0	0.8	1.67	16	11	<1
16566	<0.2	13.9	1020	0.8	0.74	<1	8	1	105	2	5.0	3.2	0.7	1.44	16	4	<1
16567	<0.2	14.6	1380	0.4	0.35	<1	8	1	88	4	3.0	2.2	0.4	1.86	16	2	<1
16568	<0.2	13.9	1160	0.6	0.60	<1	22	1	107	6	3.4	2.4	0.6	1.50	15	3	<1
16571	<0.2	3.17	69	0.4	0.27	<1	3	1	168	7	5.3	3.8	<0.2	1.75	8	4	10
16905	<0.2	14.8	125	1.2	7.65	<1	53	14	47	10	37.1	26.1	1.5	11.7	41	32	71
16906	<0.2	11.7	128	0.5	12.0	<1	116	14	42	9	80.7	52.0	2.3	13.7	41	70	112
16908	<0.2	14.5	154	1.4	11.2	<1	90	10	41	<1	61.0	41.6	2.2	9.95	38	52	107
16909	<0.2	14.7	149	1.0	12.4	<1	94	13	27	<1	66.8	45.0	2.2	13.6	45	57	159
16910	<0.2	14.6	116	1.3	11.2	<1	58	7	66	11	51.8	34.6	1.8	8.98	35	43	79
16908 R	<0.2	15.3	148	1.3	11.8	<1	88	12	42	1	61.6	40.4	2.1	9.82	36	53	110
CG51509/LS4	<0.2	18.0	2220	2.1	4.87	<1	164	19	127	2	3.4	2.7	2.8	7.08	25	6	4
16918	<0.2	15.2	223	1.2	5.02	<1	37	8	58	36	22.7	15.7	1.2	7.34	33	20	25
16925	<0.2	13.6	99	1.4	6.04	<1	32	4	77	17	22.8	15.2	1.1	5.69	27	20	44
16928	<0.2	18.0	122	2.0	4.66	1	18	4	71	6	12.4	9.7	0.9	4.21	28	10	51
16932	<0.2	19.1	111	2.1	6.14	1	31	3	54	35	19.6	13.9	1.2	5.44	34	16	46
16933	<0.2	17.4	132	1.8	9.39	<1	47	5	46	65	32.1	22.1	1.4	6.78	35	28	46
16934	<0.2	17.8	98	2.0	8.59	1	31	3	57	64	28.3	20.4	1.4	4.97	33	23	94
16933 R	<0.2	17.8	134	1.7	9.72	<1	49	5	50	67	33.9	23.1	1.5	6.67	35	30	48
CG51509/LS4	<0.2	17.9	2400	2.1	4.59	1	149	18	127	4	3.4	2.3	2.2	7.08	23	5	3
16503	<0.2	20.3	2780	3.2	3.29	1	8	<1	91	7	17.1	8.6	0.7	0.57	24	12	6
16505	<0.2	18.4	2990	3.0	2.72	1	9	2	98	10	17.8	9.4	0.7	2.02	25	13	6
16520	<0.2	9.87	222	0.4	0.33	<1	11	3	125	19	27.1	14.5	0.8	3.79	16	20	7
16522	<0.2	15.0	389	0.6	0.41	1	5	2	90	14	11.1	5.8	0.6	1.39	15	8	4
16523	<0.2	15.6	403	0.8	0.47	<1	8	2	87	9	16.5	8.0	0.7	0.96	14	13	5
16524	<0.2	13.9	402	0.9	0.52	1	7	2	120	15	13.4	6.4	0.6	1.26	14	11	4
16525	<0.2	13.2	2740	0.9	0.45	<1	12	2	100	9	19.1	10.4	0.7	1.88	14	14	6
16527	<0.2	16.6	431	2.3	2.30	1	86	1	107	8	13.6	6.7	0.7	0.76	19	12	15
16529	<0.2	15.9	102	2.4	2.03	1	38	2	128	16	20.6	10.2	0.8	0.54	19	16	8
16536	<0.2	8.05	457	0.7	0.97	<1	33	1	191	8	16.2	7.2	0.6	0.69	8	13	5
16562	<0.2	16.2	920	0.2	0.89	<1	258	4	108	15	30.2	14.3	1.0	3.54	19	30	44
16563	<0.2	15.2	1830	0.5	0.85	<1	154	4	112	27	18.8	8.5	0.7	3.69	19	18	25
16907	<0.2	17.6	1160	1.6	9.49	1	66	7	66	32	50.6	33.0	1.5	7.09	32	40	95
16532	<0.2	10.8	151	1.6	1.01	<1	32	1	172	21	28.2	13.5	0.7	0.85	13	22	9
16532 R	<0.2	10.5	147	1.5	0.98	<1	32	1	178	21	27.0	12.7	0.7	0.83	14	22	8

SRC Geoanalytical Laboratories

Report No: G-09-1394

Azimut Exploration Inc.
 Attention: Jean-Marc Lulin
 PO #/Project:
 Samples: 148

125 - 15 Innovation Blvd., Saskatoon, Saskatchewan, S7N 2X8
 Tel: (306) 933-8118 Fax: (306) 933-5656 Email: geolab@src.sk.ca

Date of Report: October 22, 2009

ICP1 Total Digestion

Sample Number	Ho ppm	K2O wt %	La ppm	Li ppm	MgO wt %	MnO wt %	Mo ppm	Na2O wt %	Nb ppm	Nd ppm	Ni ppm	P2O5 wt %	Pb ppm	Pr ppm	Sc ppm	Sm ppm	Sn ppm
CG51509/LS4	1	3.12	81	28	2.73	0.07	1	3.20	10	65	25	0.70	19	15	11	8	2
16508	<1	10.1	1	7	0.21	0.02	60	2.60	2	4	5	0.08	134	<1	1	2	<1
16510	<1	7.80	8	16	0.29	0.02	37	1.83	6	8	4	0.04	84	1	2	2	2
16528	<1	6.78	1	8	0.12	<0.01	5	2.81	1	2	4	0.01	79	<1	<1	1	<1
16531	<1	3.26	31	31	0.41	0.02	4	3.85	4	20	4	0.05	88	5	2	3	<1
16537	1	7.36	7	56	1.46	0.07	100	3.08	12	11	15	0.24	197	<1	9	3	<1
16538	<1	8.30	2	29	0.76	0.04	131	1.90	7	4	7	0.13	177	<1	5	1	<1
16540	1	9.36	2	43	1.01	0.04	261	1.87	9	6	6	0.19	147	<1	6	2	<1
16541	1	9.22	11	68	1.45	0.07	93	2.28	13	10	11	0.21	82	1	9	2	<1
16543	<1	8.15	<1	13	0.17	0.01	127	1.60	3	<1	5	0.04	102	<1	1	1	1
16545	<1	1.22	4	37	0.75	0.03	23	4.35	15	2	8	0.03	125	<1	5	1	<1
16546	1	1.00	4	34	0.65	0.03	26	3.39	13	1	8	0.03	133	<1	5	1	<1
16547	<1	0.22	<1	7	0.13	<0.01	41	0.05	2	2	4	<0.01	17	<1	1	<1	<1
16548	<1	0.69	1	14	0.25	0.01	41	0.22	5	3	4	0.04	26	<1	2	1	<1
16549	<1	3.06	4	25	0.44	0.02	41	0.85	8	5	6	0.04	65	<1	3	1	<1
16550	<1	0.64	1	11	0.18	<0.01	42	0.57	3	3	4	0.01	37	<1	1	<1	<1
16551	<1	1.64	3	36	0.56	0.02	47	1.61	10	3	6	0.02	110	<1	4	<1	<1
16552	<1	0.41	2	10	0.16	<0.01	50	0.29	2	3	5	0.01	40	<1	1	<1	<1
16553	<1	0.24	2	6	0.10	<0.01	43	0.90	1	3	6	<0.01	60	<1	<1	1	<1
16555	<1	0.91	4	16	0.26	0.01	35	2.83	4	3	5	0.02	69	<1	1	1	<1
CG51509/LS4	1	3.06	80	28	2.69	0.07	1	3.13	9	64	24	0.69	18	15	11	8	4
16557	<1	1.36	2	28	0.54	0.02	39	2.52	8	1	8	0.02	85	<1	3	<1	<1
16558	<1	4.62	2	13	0.23	0.01	25	2.58	4	<1	4	0.02	60	<1	1	<1	1
16560	1	7.91	86	31	0.73	0.04	3	2.81	7	57	8	0.17	108	15	6	9	<1
16561	1	7.73	33	26	0.65	0.03	3	2.62	5	24	12	0.13	137	6	4	4	<1
16564	<1	6.36	1	8	0.18	0.01	27	2.02	2	2	4	0.02	78	<1	1	<1	<1
16569	<1	7.56	9	21	0.54	0.03	138	2.31	7	8	4	0.10	88	1	4	1	<1
16570	<1	4.87	11	12	0.27	0.02	4	2.90	3	9	4	0.05	70	2	2	1	<1
16572	<1	5.49	1	22	0.50	0.02	108	2.74	8	3	3	0.02	109	<1	4	1	<1
16573	<1	4.52	12	15	0.32	0.02	40	3.45	4	9	5	0.05	61	2	2	2	<1
16901	2	2.58	2	36	0.85	0.07	49	6.26	14	5	4	1.00	101	<1	6	3	<1
16902	1	2.82	1	27	0.59	0.05	31	4.27	9	3	5	0.44	63	<1	4	2	<1
16903	<1	3.28	1	25	0.54	0.04	28	4.57	8	2	6	0.20	60	<1	4	1	<1
16904	1	2.48	2	37	0.88	0.07	72	5.82	15	4	5	0.48	117	<1	7	2	<1
16911	<1	1.50	1	7	0.15	0.01	8	6.44	4	1	3	0.19	36	<1	<1	1	<1
16912	1	1.94	3	13	0.30	0.02	8	6.52	6	7	3	1.01	42	1	2	3	<1
16913	1	1.12	2	12	0.30	0.02	12	4.75	6	6	4	0.70	38	<1	2	3	<1
16914	1	2.67	3	22	0.50	0.04	61	6.55	13	6	5	0.61	81	<1	3	3	<1
16915	2	8.42	3	25	0.69	0.05	41	4.16	13	10	4	1.29	125	1	6	4	<1
16911 R	<1	1.58	1	7	0.16	0.01	9	6.54	5	2	4	0.20	34	<1	<1	1	<1

SRC Geoanalytical Laboratories

125 - 15 Innovation Blvd., Saskatoon, Saskatchewan, S7N 2X8
 Tel: (306) 933-8118 Fax: (306) 933-5656 Email: geolab@src.sk.ca

Report No: G-09-1394

Azimut Exploration Inc.
 Attention: Jean-Marc Lulin
 PO #/Project:
 Samples: 148

Date of Report: October 22, 2009

ICP1 Total Digestion

Sample Number	Ho ppm	K2O wt %	La ppm	Li ppm	MgO wt %	MnO wt %	Mo ppm	Na2O wt %	Nb ppm	Nd ppm	Ni ppm	P2O5 wt %	Pb ppm	Pr ppm	Sc ppm	Sm ppm	Sn ppm
CG51509/LS4	1	3.20	85	28	2.76	0.07	1	3.26	8	59	25	0.69	20	14	13	8	3
16916	2	7.75	4	24	0.66	0.05	30	3.74	12	11	3	1.56	203	<1	7	4	<1
16917	2	5.52	3	26	0.68	0.05	113	4.54	10	8	4	1.08	135	<1	7	3	<1
16919	1	6.18	3	34	0.80	0.07	36	4.19	13	7	5	0.75	77	<1	7	3	<1
16920	<1	10.9	<1	11	0.26	0.02	34	1.98	5	2	3	0.24	63	<1	2	1	1
16921	3	3.87	3	49	1.08	0.11	85	5.50	24	10	4	1.29	121	<1	12	5	<1
16922	1	2.20	2	28	0.62	0.06	520	5.44	12	5	6	0.58	59	<1	7	2	<1
16923	<1	1.13	1	10	0.24	0.02	13	5.08	7	<1	4	0.07	49	<1	3	1	<1
16924	1	2.60	1	33	0.72	0.07	39	6.20	16	3	5	0.39	84	<1	9	2	<1
16926	2	3.59	4	57	1.31	0.10	107	5.44	18	7	5	0.86	196	<1	12	4	<1
16927	1	1.34	2	15	0.37	0.03	44	5.35	6	4	4	0.42	113	<1	3	2	<1
16929	4	2.80	3	35	1.09	0.08	43	6.24	87	9	5	2.05	142	1	10	6	1
16930	3	2.12	2	24	0.71	0.06	15	6.65	13	7	2	1.41	69	1	7	5	<1
16931	6	2.76	6	36	1.06	0.09	8	6.13	24	19	5	3.00	65	3	12	9	<1
16927 R	1	1.30	2	14	0.35	0.03	46	5.27	5	3	4	0.41	110	<1	2	2	<1
CG51509/LS4	1	3.07	88	29	2.76	0.07	2	3.15	8	61	25	0.68	20	16	12	8	3
16501	2	2.62	263	35	1.43	0.04	160	5.75	12	172	13	0.10	350	47	7	26	<1
16502	1	5.15	102	43	2.43	0.07	11	2.70	11	64	22	0.11	222	16	16	8	<1
16504	<1	2.37	1	5	0.19	<0.01	35	6.17	1	7	4	0.05	240	<1	<1	3	<1
16506	1	8.83	1	19	0.43	0.03	90	2.88	7	9	3	0.05	351	<1	4	3	<1
16507	1	6.54	1	40	0.66	0.04	230	1.42	10	9	4	0.06	277	<1	6	3	<1
16509	1	9.07	1	38	0.63	0.04	60	1.91	12	5	5	0.06	150	<1	6	2	<1
16511	2	6.34	17	104	3.21	0.16	114	3.15	26	19	26	0.32	256	<1	23	4	1
16512	1	6.92	4	27	0.72	0.03	37	4.64	9	14	7	0.09	419	<1	5	4	<1
16513	1	6.15	1	6	0.14	0.01	54	4.30	2	13	2	0.09	444	<1	<1	5	<1
16514	1	9.34	<1	9	0.19	0.01	64	3.39	2	14	3	0.11	466	<1	1	5	<1
16515	1	9.59	<1	11	0.25	0.02	66	2.86	4	9	3	0.07	289	<1	2	3	<1
16516	2	8.17	<1	17	0.36	0.02	91	2.72	5	16	3	0.08	552	<1	3	5	<1
16517	2	7.85	1	15	0.26	0.02	63	2.62	4	15	3	0.10	610	<1	2	5	<1
16518	1	6.71	<1	5	0.12	0.01	44	2.80	<1	8	3	0.08	325	<1	<1	3	<1
16519	2	7.95	<1	24	0.62	0.04	33	2.26	10	10	3	0.05	357	<1	5	4	<1
16521	2	8.21	<1	26	0.84	0.04	171	2.44	8	12	4	0.04	437	<1	6	5	<1
16526	1	1.12	30	18	0.24	0.02	6	7.13	4	21	4	0.06	310	4	2	5	<1
16530	2	2.74	10	10	0.10	<0.01	14	4.11	1	20	3	0.03	652	2	<1	7	<1
16533	1	2.83	5	11	0.16	0.01	17	2.48	1	12	3	0.07	337	1	<1	4	<1
CG51509/LS4	1	3.05	86	29	2.74	0.07	1	3.12	8	63	22	0.67	18	14	12	8	3
16534	<1	2.72	12	14	0.17	0.01	12	4.13	2	12	4	0.02	175	2	1	3	<1
16535	1	1.80	11	14	0.16	0.01	12	3.12	3	19	3	0.05	560	2	1	6	<1
16539	2	2.58	3	40	0.99	0.04	301	0.38	10	16	6	0.21	542	<1	7	5	<1
16542	1	3.90	2	19	0.20	0.01	137	0.66	3	4	3	0.04	278	<1	2	2	1

SRC Geoanalytical Laboratories

Report No: G-09-1394

Azimut Exploration Inc.
 Attention: Jean-Marc Lulin
 PO #/Project:
 Samples: 148

125 - 15 Innovation Blvd., Saskatoon, Saskatchewan, S7N 2X8
 Tel: (306) 933-8118 Fax: (306) 933-5656 Email: geolab@src.sk.ca

Date of Report: October 22, 2009

ICP1 Total Digestion

Sample Number	Ho ppm	K2O wt %	La ppm	Li ppm	MgO wt %	MnO wt %	Mo ppm	Na2O wt %	Nb ppm	Nd ppm	Ni ppm	P2O5 wt %	Pb ppm	Pr ppm	Sc ppm	Sm ppm	Sn ppm
16544	1	1.21	5	38	0.76	0.03	23	4.40	12	4	8	0.03	158	<1	6	1	1
16554	1	0.94	5	38	0.64	0.02	94	1.58	11	8	5	0.02	293	<1	5	2	<1
16556	<1	1.12	2	32	0.59	0.02	67	2.46	8	6	6	0.02	286	<1	4	1	<1
16559	2	5.24	86	33	0.72	0.04	4	3.82	5	56	5	0.17	256	14	5	10	<1
16565	2	8.16	3	19	0.42	0.02	231	2.51	5	17	2	0.50	310	1	3	6	<1
16566	1	6.56	2	15	0.34	0.02	97	2.83	4	7	2	0.13	188	<1	3	2	<1
16567	<1	9.06	3	19	0.46	0.02	181	2.06	5	5	3	0.18	162	<1	4	1	<1
16568	<1	7.34	9	16	0.37	0.02	71	2.47	4	9	3	0.10	149	1	3	2	<1
16571	1	0.95	<1	19	0.37	0.02	141	0.69	8	5	3	0.02	290	<1	4	1	<1
16905	10	4.68	11	112	3.14	0.23	409	2.81	39	45	7	4.50	538	5	28	18	<1
16906	19	5.24	27	121	3.49	0.26	277	1.22	49	98	8	8.20	484	15	31	37	<1
16908	15	3.92	20	96	2.65	0.20	117	3.14	34	73	6	7.53	323	12	24	29	1
16909	18	5.30	21	133	3.68	0.27	187	2.35	51	74	9	7.68	434	13	34	31	3
16910	13	3.77	10	83	2.39	0.17	112	3.17	32	54	6	6.88	242	8	21	24	1
16908 R	15	4.01	19	94	2.55	0.19	119	3.20	34	71	7	7.45	311	12	23	28	<1
CG51509/LS4	1	3.13	85	28	2.67	0.07	2	3.23	7	65	23	0.70	17	15	12	9	4
16918	6	4.58	9	83	1.93	0.15	361	3.27	33	33	5	2.60	365	3	17	12	<1
16925	6	2.89	7	52	1.56	0.12	72	3.49	20	25	3	3.18	153	4	14	10	<1
16928	4	2.72	4	39	1.09	0.08	281	5.36	16	12	5	1.53	223	1	10	6	1
16932	5	3.05	8	49	1.43	0.10	64	5.42	27	23	4	2.48	121	3	14	10	1
16933	8	3.35	10	58	1.80	0.13	44	4.61	31	39	6	5.22	89	6	17	16	<1
16934	8	2.52	5	45	1.37	0.10	45	5.19	22	23	4	4.48	145	3	13	12	2
16933 R	8	3.38	11	56	1.75	0.12	43	4.72	33	42	4	5.31	91	6	16	17	<1
CG51509/LS4	1	3.21	83	29	2.73	0.07	2	3.29	8	60	25	0.64	20	15	12	8	3
16503	2	1.91	<1	5	0.19	<0.01	95	7.10	1	11	5	0.08	592	<1	<1	6	<1
16505	3	2.45	<1	23	0.59	0.04	45	6.06	12	13	8	0.12	666	<1	4	7	<1
16520	5	4.61	<1	36	1.24	0.06	350	1.87	19	20	4	0.06	896	<1	10	10	<1
16522	2	5.52	<1	14	0.45	0.02	97	2.83	4	9	4	0.08	439	<1	3	4	<1
16523	2	6.54	<1	10	0.31	0.01	129	3.04	3	13	4	0.09	639	<1	1	6	<1
16524	2	6.54	<1	18	0.39	0.02	147	2.70	4	12	4	0.07	601	<1	2	5	<1
16525	3	5.64	<1	24	0.64	0.03	156	2.84	6	17	5	0.11	792	<1	4	8	<1
16527	2	2.45	42	17	0.19	0.02	22	5.49	3	35	5	0.05	670	7	1	9	<1
16529	3	2.35	12	15	0.15	0.01	15	5.28	4	27	5	0.04	1100	1	1	11	<1
16536	2	2.27	8	12	0.16	0.01	14	2.20	3	22	5	0.13	945	1	1	8	<1
16562	6	10.5	141	42	0.97	0.05	5	2.01	10	101	11	0.40	865	25	9	23	<1
16563	3	9.18	78	43	0.98	0.05	5	2.10	11	61	10	0.28	751	14	9	14	<1
16907	12	3.55	14	64	1.93	0.15	261	4.72	25	47	6	5.29	527	8	17	22	<1
16532	4	3.48	7	16	0.16	0.02	17	2.84	14	31	3	0.11	1560	<1	2	13	<1
16532 R	4	3.42	5	15	0.15	0.02	18	2.79	14	30	4	0.09	1520	<1	2	12	<1

SRC Geoanalytical Laboratories

125 - 15 Innovation Blvd., Saskatoon, Saskatchewan, S7N 2X8
 Tel: (306) 933-8118 Fax: (306) 933-5656 Email: geolab@src.sk.ca

Report No: G-09-1394

Azimut Exploration Inc.
 Attention: Jean-Marc Lulin
 PO #/Project:
 Samples: 148

Date of Report: October 22, 2009

ICP1 Total Digestion

Sample Number	Sr ppm	Ta ppm	Tb ppm	Th ppm	TiO2 wt %	U, ICP ppm	V ppm	W ppm	Y ppm	Yb ppm	Zn ppm	Zr ppm
CG51509/LS4	1120	<1	<1	13	1.05	4	130	<1	21	1.8	93	159
16508	115	<1	<1	48	0.08	201	4	<1	24	2.2	20	125
16510	82	<1	<1	42	0.14	223	6	<1	14	1.6	32	22
16528	108	<1	<1	56	0.02	36	1	<1	8	1.0	10	39
16531	137	<1	<1	49	0.14	78	9	<1	11	1.0	30	163
16537	101	<1	<1	78	0.65	432	52	<1	28	2.6	128	97
16538	80	<1	<1	68	0.38	137	18	<1	14	1.4	71	28
16540	81	<1	<1	72	0.49	175	17	<1	17	1.4	93	17
16541	88	<1	<1	29	0.71	236	35	<1	15	1.3	126	135
16543	71	<1	<1	78	0.08	84	3	<1	15	2.2	19	262
16545	105	<1	<1	108	0.32	209	32	<1	12	1.7	54	387
16546	76	<1	<1	192	0.30	280	30	<1	12	2.2	51	575
16547	2	<1	<1	58	0.06	69	6	1	3	0.3	9	7
16548	7	<1	<1	66	0.12	83	11	<1	7	0.8	19	11
16549	38	<1	<1	65	0.19	148	16	1	8	0.8	34	28
16550	18	<1	<1	51	0.07	164	5	1	6	0.5	11	22
16551	51	<1	<1	86	0.24	277	19	<1	8	0.9	36	30
16552	8	<1	<1	45	0.06	138	5	1	3	0.3	10	20
16553	26	<1	<1	110	0.02	241	1	1	8	0.7	4	53
16555	65	<1	<1	31	0.10	113	7	<1	5	0.7	30	119
CG51509/LS4	1110	<1	<1	13	1.04	3	124	<1	21	1.8	89	179
16557	58	<1	<1	51	0.24	190	27	<1	5	0.6	39	159
16558	80	<1	<1	7	0.10	16	9	<1	2	0.4	19	121
16560	199	<1	1	205	0.34	196	26	<1	26	3.0	70	698
16561	196	<1	1	163	0.26	272	21	<1	23	2.3	55	398
16564	128	<1	<1	41	0.09	144	5	<1	7	0.6	19	9
16569	138	<1	<1	42	0.28	102	16	<1	13	1.0	39	11
16570	143	<1	<1	39	0.14	42	8	<1	7	0.6	24	45
16572	120	<1	<1	104	0.27	131	22	<1	11	1.0	54	44
16573	162	<1	<1	53	0.16	36	12	<1	9	0.8	35	107
16901	230	<1	1	52	0.44	93	28	<1	49	5.3	79	632
16902	171	<1	<1	52	0.30	66	19	<1	26	2.7	60	333
16903	186	<1	<1	52	0.28	66	18	<1	15	1.8	55	260
16904	211	<1	<1	85	0.46	149	30	<1	29	3.2	90	328
16911	225	<1	<1	22	0.09	33	5	<1	14	1.6	15	176
16912	239	<1	<1	18	0.16	50	10	<1	44	4.0	26	182
16913	166	<1	<1	25	0.16	41	9	<1	41	3.8	28	205
16914	235	<1	1	41	0.30	125	16	<1	42	4.7	54	464
16915	217	<1	1	54	0.35	214	23	<1	68	6.0	51	273
16911 R	234	<1	<1	24	0.10	34	5	<1	16	1.7	17	185

SRC Geoanalytical Laboratories

Report No: G-09-1394

Azimut Exploration Inc.
 Attention: Jean-Marc Lulin
 PO #/Project:
 Samples: 148

125 - 15 Innovation Blvd., Saskatoon, Saskatchewan, S7N 2X8
 Tel: (306) 933-8118 Fax: (306) 933-5656 Email: geolab@src.sk.ca

Date of Report: October 22, 2009

ICPI Total Digestion

Sample Number	Sr ppm	Ta ppm	Tb ppm	Th ppm	TiO2 wt %	U, ICP ppm	V ppm	W ppm	Y ppm	Yb ppm	Zn ppm	Zr ppm
CG51509/LS4	1180	<1	<1	13	1.03	3	125	<1	23	2.1	88	170
16916	191	<1	1	60	0.34	342	21	<1	81	7.8	42	342
16917	222	<1	1	48	0.33	171	22	<1	57	5.8	48	466
16919	230	<1	1	25	0.39	158	23	<1	51	4.3	71	229
16920	177	<1	<1	11	0.14	36	8	<1	15	1.4	21	69
16921	213	<1	2	51	0.52	158	32	<1	89	8.6	95	564
16922	193	<1	1	43	0.29	85	17	<1	41	4.3	59	307
16923	178	<1	<1	33	0.13	35	8	<1	8	1.0	21	104
16924	216	<1	<1	73	0.36	90	25	<1	29	3.3	68	283
16926	225	<1	1	134	0.65	131	40	<1	61	6.6	124	693
16927	201	<1	<1	65	0.18	128	12	<1	29	3.4	39	347
16929	237	8	3	58	0.54	237	35	<1	115	13.9	84	1320
16930	242	<1	2	39	0.34	80	23	<1	82	9.5	61	737
16931	225	<1	4	40	0.52	106	36	<1	186	19.1	88	775
16927 R	195	<1	<1	63	0.17	125	11	<1	27	2.9	36	341
CG51509/LS4	1190	<1	<1	14	1.06	3	124	<1	24	2.1	91	180
16501	326	<1	3	246	0.34	990	49	<1	81	6.8	55	7
16502	201	<1	<1	100	0.60	69	127	<1	20	1.4	93	79
16504	195	<1	1	86	0.06	661	2	<1	28	2.8	15	11
16506	131	<1	1	130	0.18	920	8	<1	34	2.9	56	23
16507	69	<1	1	97	0.30	855	12	<1	39	3.7	74	61
16509	93	<1	<1	66	0.30	321	13	<1	27	2.6	65	32
16511	148	2	1	91	1.21	676	99	<1	43	4.3	258	167
16512	165	<1	1	135	0.26	1330	18	<1	51	5.7	42	83
16513	159	<1	1	133	0.04	1360	<1	<1	56	4.6	16	35
16514	152	<1	2	140	0.07	1510	<1	<1	56	5.2	24	28
16515	129	<1	1	75	0.10	910	2	<1	39	3.4	27	22
16516	107	<1	2	163	0.14	1530	3	<1	64	5.7	63	17
16517	102	<1	2	175	0.10	1490	7	<1	61	6.6	46	9
16518	113	<1	1	115	0.03	797	<1	<1	35	3.8	15	15
16519	89	<1	1	107	0.26	992	9	<1	57	6.1	73	17
16521	104	<1	2	135	0.34	1100	7	<1	56	5.3	95	100
16526	205	<1	1	142	0.10	540	7	<1	29	3.5	28	510
16530	146	<1	2	257	0.03	1390	<1	<1	54	6.1	17	134
16533	104	<1	1	147	0.04	656	3	<1	34	3.3	16	30
CG51509/LS4	1190	<1	<1	14	1.06	4	124	<1	23	2.0	87	187
16534	131	<1	<1	77	0.06	322	4	<1	20	2.1	11	125
16535	107	<1	1	218	0.07	1100	3	<1	41	3.8	15	46
16539	21	<1	1	263	0.55	1090	16	<1	43	4.7	93	6
16542	38	<1	1	165	0.10	359	3	<1	30	5.1	20	622

SRC Geoanalytical Laboratories

125 - 15 Innovation Blvd., Saskatoon, Saskatchewan, S7N 2X8
 Tel: (306) 933-8118 Fax: (306) 933-5656 Email: geolab@src.sk.ca

Report No: G-09-1394

Azimut Exploration Inc.
 Attention: Jean-Marc Lulin
 PO #/Project:
 Samples: 148

Date of Report: October 22, 2009

ICP1 Total Digestion

Sample Number	Sr ppm	Ta ppm	Tb ppm	Th ppm	TiO2 wt %	U, ICP ppm	V ppm	W ppm	Y ppm	Yb ppm	Zn ppm	Zr ppm
16544	121	<1	<1	143	0.33	264	36	<1	15	2.4	61	520
16554	54	<1	1	353	0.28	756	18	<1	20	2.2	51	191
16556	60	<1	<1	158	0.26	692	16	<1	16	1.6	48	84
16559	229	<1	2	294	0.32	669	22	<1	46	4.4	63	690
16565	171	<1	2	124	0.23	573	10	<1	77	6.4	37	19
16566	166	<1	<1	67	0.18	184	9	<1	27	2.3	27	14
16567	161	<1	<1	59	0.25	90	13	<1	20	1.6	28	5
16568	160	<1	<1	78	0.20	195	10	<1	19	1.6	29	10
16571	26	<1	1	289	0.23	720	20	<1	23	2.7	35	306
16905	125	3	8	441	1.54	930	94	<1	286	26.7	274	2100
16906	70	5	17	577	1.81	1090	104	<1	534	50.9	302	3380
16908	154	2	13	309	1.22	627	75	<1	491	42.7	247	3350
16909	124	5	17	412	1.88	677	104	<1	550	49.7	338	4880
16910	144	2	11	220	1.20	457	67	<1	416	36.4	189	2370
16908 R	153	2	14	297	1.28	622	71	<1	464	41.8	234	3360
CG51509/LS4	1140	<1	<1	15	1.09	3	120	<1	23	2.1	91	158
16918	135	1	4	180	1.09	785	57	<1	153	14.8	167	716
16925	146	<1	5	122	0.75	246	47	<1	178	16.7	151	1310
16928	210	<1	3	150	0.55	394	32	<1	96	11.8	109	1560
16932	204	<1	4	49	0.77	242	49	<1	149	15.8	111	1380
16933	193	1	6	44	0.94	191	63	<1	264	23.3	131	1370
16934	220	<1	7	64	0.67	344	48	<1	235	25.1	113	2630
16933 R	190	1	6	47	0.96	196	66	<1	247	24.3	132	1280
CG51509/LS4	1120	<1	<1	13	1.04	<2	117	<1	22	1.8	80	151
16503	224	<1	2	180	0.04	1560	<1	<1	74	6.8	12	98
16505	183	<1	2	197	0.23	1740	11	<1	80	7.8	56	83
16520	56	1	4	293	0.51	2590	18	<1	115	11.7	97	46
16522	103	<1	1	127	0.15	1140	2	<1	52	4.7	56	57
16523	109	<1	2	194	0.10	1730	<1	<1	69	6.4	24	40
16524	99	<1	2	184	0.14	1580	2	<1	58	5.0	73	41
16525	122	<1	3	262	0.21	1820	4	<1	86	8.2	79	63
16527	159	<1	2	414	0.08	1560	4	<1	57	5.4	26	366
16529	155	<1	3	420	0.04	2630	<1	<1	81	8.4	15	86
16536	90	<1	3	345	0.06	1980	6	<1	60	6.0	13	49
16562	194	<1	7	834	0.46	2410	27	<1	136	12.4	87	1340
16563	177	<1	4	760	0.46	1780	29	<1	85	7.8	86	726
16907	183	<1	10	416	0.95	961	53	<1	342	32.2	152	2880
16532	75	<1	5	479	0.07	3710	5	<1	114	11.1	45	46
16532 R	73	<1	4	457	0.07	3600	5	<1	105	10.9	44	44

Azimut Exploration Inc.
Attention: Jean-Marc Lulin
PO #/Project:
Samples: 148

SRC Geoanalytical Laboratories
125 - 15 Innovation Blvd., Saskatoon, Saskatchewan, S7N 2X8
Tel: (306) 933-8118 Fax: (306) 933-5656 Email: geolab@src.sk.ca

Report No: G-09-1394

Date of Report: October 22, 2009

ICP1 Total Digestion

Sample Number	Sr ppm	Ta ppm	Tb ppm	Th ppm	TiO2 wt %	U, ICP ppm	V ppm	W ppm	Y ppm	Yb ppm	Zn ppm	Zr ppm
------------------	-----------	-----------	-----------	-----------	--------------	---------------	----------	----------	----------	-----------	-----------	-----------

Total Digestion: A 0.125 g pulp is gently heated in a mixture of HF/HNO3/HClO4 until dry and the residue is dissolved in dilute HNO3.
The standard is CG51509.

Azimut Exploration Inc.
Attention: Jean-Marc Lulin
PO #/Project:
Samples: 148

SRC Geoscientific Laboratories
125 - 15 Innovation Blvd., Saskatoon, Saskatchewan, S7N 2X8
Tel: (306) 933-8118 Fax: (306) 933-5656 Email: geolab@src.sk.ca

Report No: G-09-1394

Date of Report: October 29, 2009

TEST REPORT
Method U3O8

Column Header Details

U3O8 Assay by ICP in wt % (U3O8)

Sample Number	U3O8 wt %
BL4a	0.146
16512	0.160
16513	0.160
16514	0.180
16516	0.189
16517	0.179
16521	0.136
16530	0.167
16535	0.134
16539	0.128
16906	0.121
16530 R	0.169
BL4a	0.148
16503	0.195
16505	0.216
16520	0.318
16522	0.142
16523	0.214
16524	0.190
16525	0.231
16527	0.188
16529	0.312
16536	0.252
16562	0.301
16563	0.216
16536 R	0.254
BL2a	0.495
16532	0.456
16532 R	0.457

Uranium Assay: A 1.00 g pulp is digested with 24 ml of 3:1 HCl:HNO₃ for 1 hour at 95 C.

SRC Geoanalytical Laboratories
 125 - 15 Innovation Blvd., Saskatoon, Saskatchewan, S7N 2X8
 Tel: (306) 933-8118 Fax: (306) 933-5656 Email: geolab@src.sk.ca

Azimut Exploration Inc.
 Attention: Jean-Marc Lulin
 PO #/Project
 Samples: 148

Group #	Description	Date	Sample Type	Ag ICP1 Total Digestion ppm	Al2O3 ICP1 Total Digestion wt %	Ba ICP1 Total Digestion ppm	Be ICP1 Total Digestion ppm	CaO ICP1 Total Digestion wt %
G-2009-1394	CG51509/LS4	10-13-2009	Standard	<0.2	18	2280	2	4,75
G-2009-1394	16508	10-13-2009	Basement	<0.2	16,7	565	0,7	0,41
G-2009-1394	16510	10-13-2009	Basement	<0.2	12,4	426	0,4	0,2
G-2009-1394	16528	10-13-2009	Basement	<0.2	13,8	291	0,9	0,51
G-2009-1394	16531	10-13-2009	Basement	<0.2	13,4	335	1,4	1,39
G-2009-1394	16537	10-13-2009	Basement	<0.2	16	367	0,9	1,2
G-2009-1394	16538	10-13-2009	Basement	<0.2	13,4	398	0,4	0,36
G-2009-1394	16540	10-13-2009	Basement	<0.2	14,4	441	0,3	0,34
G-2009-1394	16541	10-13-2009	Basement	<0.2	15,6	445	0,5	0,62
G-2009-1394	16543	10-13-2009	Basement	<0.2	12,3	306	0,2	0,13
G-2009-1394	16545	10-13-2009	Basement	<0.2	14	70	2,8	2,33
G-2009-1394	16546	10-13-2009	Basement	<0.2	11,2	56	2,2	1,79
G-2009-1394	16547	10-13-2009	Basement	<0.2	0,54	12	<0.2	0,02
G-2009-1394	16548	10-13-2009	Basement	<0.2	1,6	34	0,4	0,1
G-2009-1394	16549	10-13-2009	Basement	<0.2	5,84	203	1	0,26
G-2009-1394	16550	10-13-2009	Basement	<0.2	2,42	60	0,7	0,2
G-2009-1394	16551	10-13-2009	Basement	<0.2	6,69	123	1,3	0,76
G-2009-1394	16552	10-13-2009	Basement	<0.2	1,4	29	0,4	0,11
G-2009-1394	16553	10-13-2009	Basement	<0.2	2,82	20	0,6	0,36
G-2009-1394	16555	10-13-2009	Basement	<0.2	9	86	1,5	1,41
G-2009-1394	CG51509/LS4	10-13-2009	Standard	<0.2	17,6	2230	2	4,68
G-2009-1394	16557	10-13-2009	Basement	<0.2	8,76	93	1	1,19
G-2009-1394	16558	10-13-2009	Basement	<0.2	11,7	338	0,8	0,88
G-2009-1394	16560	10-13-2009	Basement	<0.2	15,9	798	0,8	1,17
G-2009-1394	16561	10-13-2009	Basement	<0.2	15,2	864	0,7	1
G-2009-1394	16564	10-13-2009	Basement	<0.2	11,4	958	0,4	0,34
G-2009-1394	16569	10-13-2009	Basement	<0.2	13,7	1030	0,7	0,51
G-2009-1394	16570	10-13-2009	Basement	<0.2	12,4	741	0,9	0,94
G-2009-1394	16572	10-13-2009	Basement	<0.2	12,9	513	0,9	0,7
G-2009-1394	16573	10-13-2009	Basement	<0.2	13,7	696	1,2	1,18
G-2009-1394	16901	10-13-2009	Basement	<0.2	19	101	2,2	4,54
G-2009-1394	16902	10-13-2009	Basement	<0.2	14,3	167	1,4	2,62
G-2009-1394	16903	10-13-2009	Basement	<0.2	15,5	208	1,5	2,44
G-2009-1394	16904	10-13-2009	Basement	<0.2	18,6	105	1,9	3,58
G-2009-1394	16911	10-13-2009	Basement	<0.2	18,2	87	2,2	3,41
G-2009-1394	16912	10-13-2009	Basement	<0.2	18,7	105	2,3	4,6
G-2009-1394	16913	10-13-2009	Basement	<0.2	14	48	1,7	3,31
G-2009-1394	16914	10-13-2009	Basement	<0.2	19,4	104	2,3	4,08
G-2009-1394	16915	10-13-2009	Basement	<0.2	19,8	635	1,3	3,04
G-2009-1394	16911 R	10-13-2009	Repeat	<0.2	18,7	90	2,4	3,55
G-2009-1394	CG51509/LS4	10-13-2009	Standard	<0.2	18	2260	2,1	4,79
G-2009-1394	16916	10-13-2009	Basement	<0.2	18,2	568	1,3	3,2
G-2009-1394	16917	10-13-2009	Basement	<0.2	18,1	403	1,7	3,09
G-2009-1394	16919	10-13-2009	Basement	<0.2	18,1	526	1,4	2,73
G-2009-1394	16920	10-13-2009	Basement	<0.2	16,1	972	0,3	0,52
G-2009-1394	16921	10-13-2009	Basement	<0.2	19,4	199	2,1	4,19
G-2009-1394	16922	10-13-2009	Basement	<0.2	17,3	85	2,1	3,25
G-2009-1394	16923	10-13-2009	Basement	<0.2	15,2	49	2,1	2,66
G-2009-1394	16924	10-13-2009	Basement	<0.2	19,1	85	2,3	3,59
G-2009-1394	16926	10-13-2009	Basement	<0.2	19	161	1,9	3,96
G-2009-1394	16927	10-13-2009	Basement	<0.2	16,2	63	2	3,15
G-2009-1394	16929	10-13-2009	Basement	<0.2	20,4	117	2,4	5,8
G-2009-1394	16930	10-13-2009	Basement	<0.2	20,5	88	2,6	5,19
G-2009-1394	16931	10-13-2009	Basement	<0.2	20,2	83	2,5	7,07
G-2009-1394	16927 R	10-13-2009	Repeat	<0.2	15,7	61	1,8	3,1
G-2009-1394	CG51509/LS4	10-13-2009	Standard	<0.2	17,8	2320	2,2	4,75
G-2009-1394	16501	10-13-2009	Basement RA	<0.2	20,6	465	3,4	3,67
G-2009-1394	16502	10-13-2009	Basement RA	0,5	15,2	893	2	2,02
G-2009-1394	16504	10-13-2009	Basement RA	<0.2	18,1	126	2,7	2,86
G-2009-1394	16506	10-13-2009	Basement RA	<0.2	16,6	424	1	0,72

G-2009-1394	16507	10-13-2009	Basement RA	<0.2	10,6	332	0,5	0,21
G-2009-1394	16509	10-13-2009	Basement RA	<0.2	14,4	460	0,5	0,22
G-2009-1394	16511	10-13-2009	Basement RA	0,3	17	333	1,6	1,83
G-2009-1394	16512	10-13-2009	Basement RA	<0.2	19	378	2,7	1,35
G-2009-1394	16513	10-13-2009	Basement RA	<0.2	17,4	316	2,1	1,64
G-2009-1394	16514	10-13-2009	Basement RA	<0.2	18,3	503	1,6	1,03
G-2009-1394	16515	10-13-2009	Basement RA	<0.2	17,1	521	1	0,62
G-2009-1394	16516	10-13-2009	Basement RA	<0.2	15,2	416	1	0,59
G-2009-1394	16517	10-13-2009	Basement RA	<0.2	14,8	410	1,2	0,62
G-2009-1394	16518	10-13-2009	Basement RA	<0.2	13,9	403	1,5	0,73
G-2009-1394	16519	10-13-2009	Basement RA	<0.2	13,7	358	0,5	0,3
G-2009-1394	16521	10-13-2009	Basement RA	<0.2	14,6	425	0,6	0,37
G-2009-1394	16526	10-13-2009	Basement RA	<0.2	19,6	69	3	3,2
G-2009-1394	16530	10-13-2009	Basement RA	<0.2	13,4	96	2	1,84
G-2009-1394	16533	10-13-2009	Basement RA	<0.2	9,38	313	1	0,84
G-2009-1394	CG51509/LS4	10-13-2009	Standard	<0.2	17,5	2280	2,1	4,7
G-2009-1394	16534	10-13-2009	Basement RA	<0.2	13,7	222	1,7	1,63
G-2009-1394	16535	10-13-2009	Basement RA	<0.2	10,1	159	1,4	1,29
G-2009-1394	16539	10-13-2009	Basement RA	<0.2	4,2	121	<0.2	0,28
G-2009-1394	16542	10-13-2009	Basement RA	<0.2	5,82	184	<0.2	0,08
G-2009-1394	16544	10-13-2009	Basement RA	<0.2	14,8	88	2,8	2,64
G-2009-1394	16554	10-13-2009	Basement RA	<0.2	6,06	77	1	0,82
G-2009-1394	16556	10-13-2009	Basement RA	<0.2	8,54	70	1,3	1,2
G-2009-1394	16559	10-13-2009	Basement RA	<0.2	16,2	551	1,4	1,9
G-2009-1394	16565	10-13-2009	Basement RA	<0.2	14,6	1240	0,6	0,94
G-2009-1394	16566	10-13-2009	Basement RA	<0.2	13,9	1020	0,8	0,74
G-2009-1394	16567	10-13-2009	Basement RA	<0.2	14,6	1380	0,4	0,35
G-2009-1394	16568	10-13-2009	Basement RA	<0.2	13,9	1160	0,6	0,6
G-2009-1394	16571	10-13-2009	Basement RA	<0.2	3,17	69	0,4	0,27
G-2009-1394	16905	10-13-2009	Basement RA	<0.2	14,8	125	1,2	7,65
G-2009-1394	16906	10-13-2009	Basement RA	<0.2	11,7	128	0,5	12
G-2009-1394	16908	10-13-2009	Basement RA	<0.2	14,5	154	1,4	11,2
G-2009-1394	16909	10-13-2009	Basement RA	<0.2	14,7	149	1	12,4
G-2009-1394	16910	10-13-2009	Basement RA	<0.2	14,6	116	1,3	11,2
G-2009-1394	16908 R	10-13-2009	Repeat	<0.2	15,3	148	1,3	11,8
G-2009-1394	CG51509/LS4	10-13-2009	Standard	<0.2	18	2220	2,1	4,87
G-2009-1394	16918	10-13-2009	Basement RA	<0.2	15,2	223	1,2	5,02
G-2009-1394	16925	10-13-2009	Basement RA	<0.2	13,6	99	1,4	6,04
G-2009-1394	16928	10-13-2009	Basement RA	<0.2	18	122	2	4,66
G-2009-1394	16932	10-13-2009	Basement RA	<0.2	19,1	111	2,1	6,14
G-2009-1394	16933	10-13-2009	Basement RA	<0.2	17,4	132	1,8	9,39
G-2009-1394	16934	10-13-2009	Basement RA	<0.2	17,8	98	2	8,59
G-2009-1394	16933 R	10-13-2009	Repeat	<0.2	17,8	134	1,7	9,72
G-2009-1394	CG51509/LS4	10-13-2009	Standard	<0.2	17,9	2400	2,1	4,59
G-2009-1394	16503	10-13-2009	Basement RA	<0.2	20,3	2780	3,2	3,29
G-2009-1394	16505	10-13-2009	Basement RA	<0.2	18,4	2990	3	2,72
G-2009-1394	16520	10-13-2009	Basement RA	<0.2	9,87	222	0,4	0,33
G-2009-1394	16522	10-13-2009	Basement RA	<0.2	15	389	0,6	0,41
G-2009-1394	16523	10-13-2009	Basement RA	<0.2	15,6	403	0,8	0,47
G-2009-1394	16524	10-13-2009	Basement RA	<0.2	13,9	402	0,9	0,52
G-2009-1394	16525	10-13-2009	Basement RA	<0.2	13,2	2740	0,9	0,45
G-2009-1394	16527	10-13-2009	Basement RA	<0.2	16,6	431	2,3	2,3
G-2009-1394	16529	10-13-2009	Basement RA	<0.2	15,9	102	2,4	2,03
G-2009-1394	16536	10-13-2009	Basement RA	<0.2	8,05	457	0,7	0,97
G-2009-1394	16562	10-13-2009	Basement RA	<0.2	16,2	920	0,2	0,89
G-2009-1394	16563	10-13-2009	Basement RA	<0.2	15,2	1830	0,5	0,85
G-2009-1394	16907	10-13-2009	Basement RA	<0.2	17,6	1160	1,6	9,49
G-2009-1394	16532	10-13-2009	Basement RA	<0.2	10,8	151	1,6	1,01
G-2009-1394	16532 R	10-13-2009	Repeat	<0.2	10,5	147	1,5	0,98

Cd ICP1 Total Digestion ppm	Ce ICP1 Total Digestion ppm	Co ICP1 Total Digestion ppm	Cr ICP1 Total Digestion ppm	Cu ICP1 Total Digestion ppm	Dy ICP1 Total Digestion ppm	Er ICP1 Total Digestion ppm
<1	151	18	121	3	3,5	2,9
1	4	1	130	2	4,6	1,9
<1	17	1	133	2	3,3	1,1
<1	5	1	151	5	2	1
<1	57	2	128	2	2,8	1
<1	18	6	115	22	6,1	1,9
<1	6	2	131	13	3,1	1,5
<1	8	4	132	22	3,3	1,6
<1	28	4	113	2	2,8	1
<1	3	1	212	2	3,5	2
<1	6	4	182	4	1,9	0,8
<1	7	3	205	5	2	1,1
<1	2	1	184	4	0,7	0,3
<1	5	2	175	5	1,4	0,7
<1	10	3	161	3	1,4	0,5
<1	5	2	188	5	1,3	<0,2
<1	6	3	172	4	1,7	<0,2
<1	5	1	195	3	0,7	<0,2
<1	5	1	268	4	1,6	0,4
<1	7	2	169	5	1	<0,2
<1	147	18	117	3	3,4	2,6
<1	4	3	133	28	0,9	<0,2
<1	2	1	132	8	0,2	<0,2
<1	157	3	106	11	5,6	2,8
<1	62	3	118	11	5	1,9
<1	2	1	134	2	1,5	0,2
<1	17	1	116	9	2,3	1
<1	21	1	112	5	1,6	0,8
<1	4	2	128	5	2,2	1,2
<1	24	1	129	3	1,9	0,9
1	8	3	74	26	7,1	4,7
<1	5	2	90	11	3,9	2,4
1	3	2	123	12	2,1	1,4
1	6	3	81	15	4,6	2,9
1	3	1	120	17	2,2	1,1
1	8	<1	85	26	6,5	4,2
<1	7	1	100	6	6,2	3,9
1	10	2	80	13	6,7	4,2
1	11	2	76	43	9,9	5,9
1	3	1	120	19	2,5	1,4
<1	189	18	118	3	3,4	2,6
1	15	1	81	53	10,6	5,2
1	13	1	73	35	7,4	4,5
1	11	3	84	35	6,4	3,4
1	3	<1	72	12	2	1,1
1	15	2	65	24	11,6	7,2
1	9	2	115	17	5,4	3,6
<1	2	<1	137	20	0,9	0,3
1	6	2	87	21	4	2
1	14	5	66	8	8,7	4,6
1	7	2	132	10	4,2	1,8
1	18	2	59	31	14,9	10,1
1	12	2	65	28	10,7	7,5
1	28	2	63	45	25	17,4
<1	6	1	130	10	4,1	1,6
<1	154	19	124	2	3,4	2,6
1	488	7	71	7	15,8	8,7
<1	178	10	142	86	3,3	2
1	5	1	94	5	6,4	4,2
<1	6	2	79	8	6,2	4,6

<1	6	2	157	4	7	4,9
<1	5	2	120	3	4,6	3,4
<1	35	14	156	18	6,6	5,4
<1	15	3	100	13	8,8	6,2
<1	8	<1	85	8	9,8	6,4
<1	7	1	68	10	10,2	6,5
<1	4	1	75	6	6,5	4,3
<1	8	1	90	7	12,3	8
<1	9	1	92	10	12,4	8
<1	7	<1	99	5	6,7	4,5
<1	5	1	108	17	10,8	6,9
<1	5	2	112	14	10,7	6,8
<1	61	1	81	2	5,9	4
<1	34	1	131	10	12,1	7,8
<1	18	2	149	8	7,4	4,5
<1	150	18	122	3	3,2	2,8
<1	28	1	133	4	4,1	2,6
<1	31	1	131	7	9,5	5,8
<1	15	3	165	19	9,6	6,3
<1	10	1	186	7	6,8	4,6
<1	9	5	136	8	2,1	2,2
<1	8	3	173	11	3,8	3,5
<1	6	3	182	10	3,1	2,7
<1	155	3	97	9	8,8	5,7
<1	18	1	83	5	12,6	8
<1	8	1	105	2	5	3,2
<1	8	1	88	4	3	2,2
<1	22	1	107	6	3,4	2,4
<1	3	1	168	7	5,3	3,8
<1	53	14	47	10	37,1	26,1
<1	116	14	42	9	80,7	52
<1	90	10	41	<1	61	41,6
<1	94	13	27	<1	66,8	45
<1	58	7	66	11	51,8	34,6
<1	88	12	42	1	61,6	40,4
<1	164	19	127	2	3,4	2,7
<1	37	8	58	36	22,7	15,7
<1	32	4	77	17	22,8	15,2
<1	18	4	71	6	12,4	9,7
<1	31	3	54	35	19,6	13,9
<1	47	5	46	65	32,1	22,1
<1	31	3	57	64	28,3	20,4
<1	49	5	50	67	33,9	23,1
<1	149	18	127	4	3,4	2,3
<1	8	<1	91	7	17,1	8,6
<1	9	2	98	10	17,8	9,4
<1	11	3	125	19	27,1	14,5
<1	5	2	90	14	11,1	5,8
<1	8	2	87	9	16,5	8
<1	7	2	120	15	13,4	6,4
<1	12	2	100	9	19,1	10,4
<1	86	1	107	8	13,6	6,7
<1	38	2	128	16	20,6	10,2
<1	33	1	191	8	16,2	7,2
<1	258	4	108	15	30,2	14,3
<1	154	4	112	27	18,8	8,5
<1	66	7	66	32	50,6	33
<1	32	1	172	21	28,2	13,5
<1	32	1	178	21	27	12,7

Eu ICP1 Total Digestion ppm	Fe2O3 ICP1 Total Digestion wt %	Ga ICP1 Total Digestion ppm	Gd ICP1 Total Digestion ppm	Hf ICP1 Total Digestion ppm	Ho ICP1 Total Digestion ppm	K2O ICP1 Total Digestion wt %
2.3	7.24	23	5	3	1	3.12
0.4	0.88	14	3	4	<1	10.1
0.3	1.16	12	2	<1	<1	7.8
0.3	0.39	14	1	1	<1	6.78
0.4	1.3	17	3	4	<1	3.26
0.5	4.74	23	5	2	1	7.36
0.3	2.69	16	2	<1	<1	8.3
0.4	3.46	17	3	<1	1	9.36
0.4	4.8	22	3	3	1	9.22
0.2	0.82	11	2	10	<1	8.15
0.5	2.5	23	1	13	<1	1.22
0.4	2.28	19	1	20	1	1
-0.2	0.61	1	<1	<1	<1	0.22
-0.2	1	3	1	<1	<1	0.69
0.2	1.55	9	1	<1	<1	3.06
-0.2	0.72	4	1	<1	<1	0.64
0.2	1.86	11	1	<1	<1	1.64
-0.2	0.64	2	<1	<1	<1	0.41
-0.2	0.5	4	1	1	<1	0.24
0.3	0.91	12	1	3	<1	0.91
2.4	7.14	23	5	4	1	3.06
0.3	1.9	14	<1	5	<1	1.36
0.4	0.88	14	<1	3	<1	4.62
0.6	2.68	18	8	19	1	7.91
0.4	2.18	17	5	11	1	7.73
0.4	0.82	10	1	<1	<1	6.36
0.4	2.33	16	2	<1	<1	7.56
0.4	1.22	14	1	1	<1	4.87
0.4	2.1	16	1	1	<1	5.49
0.5	1.35	16	2	2	<1	4.52
0.6	3.36	29	5	20	2	2.58
0.4	2.38	20	3	10	1	2.82
0.5	2.24	21	1	8	<1	3.28
0.8	3.52	27	3	10	1	2.48
0.6	0.83	22	1	5	<1	1.5
0.6	1.34	23	5	5	1	1.94
0.5	1.27	18	5	6	1	1.12
0.7	2.08	26	5	15	1	2.67
0.7	2.87	23	8	9	2	8.42
0.6	0.85	22	2	5	<1	1.58
2.6	7.31	25	5	4	1	3.2
0.7	2.8	24	9	11	2	7.75
0.7	2.82	25	6	16	2	5.52
0.8	3.2	25	6	7	1	6.18
0.6	1.16	15	1	2	<1	10.9
0.8	4.27	32	9	19	3	3.87
0.6	2.47	26	4	10	1	2.2
0.5	1.19	21	<1	3	<1	1.13
0.7	2.92	31	3	9	1	2.6
0.8	5.1	33	6	23	2	3.59
0.6	1.59	22	3	11	1	1.34
1	4.08	34	12	46	4	2.8
0.9	2.72	30	8	25	3	2.12
1	4.08	34	19	27	6	2.76
0.5	1.5	21	3	10	1	1.3
2.6	7.27	25	6	4	1	3.07
1.9	2.9	32	22	<1	2	2.62
1.1	7.47	31	6	2	1	5.15
0.6	0.64	24	5	<1	<1	2.37
0.5	1.6	19	5	1	1	8.83

0.4	2.46	14	6	3	1	6.54
0.5	2.38	18	4	1	1	9.07
0.9	9.66	39	6	7	2	6.34
0.6	2.09	25	8	4	1	6.92
0.6	0.51	19	9	2	1	6.15
0.7	0.66	17	9	1	1	9.34
0.6	0.68	16	6	1	1	9.59
0.7	1.22	16	10	1	2	8.17
0.6	0.95	15	11	<1	2	7.85
0.4	0.48	14	5	1	1	6.71
0.5	2.16	17	8	1	2	7.95
0.6	2.67	18	9	4	2	8.21
0.7	0.92	24	6	17	1	1.12
0.6	0.42	18	10	5	2	2.74
0.5	0.55	10	6	1	1	2.83
2.7	7.2	25	5	4	1	3.05
0.5	0.6	16	4	5	<1	2.72
0.6	0.67	12	9	2	1	1.8
0.4	3.4	10	9	<1	2	2.58
0.2	0.89	6	4	25	1	3.9
0.7	2.55	25	2	18	1	1.21
0.2	2.13	12	3	6	1	0.94
0.4	1.88	14	3	2	<1	1.12
0.8	2.46	21	10	20	2	5.24
0.8	1.67	16	11	<1	2	8.16
0.7	1.44	16	4	<1	1	6.56
0.4	1.86	16	2	<1	<1	9.06
0.6	1.5	15	3	<1	<1	7.34
<0.2	1.75	8	4	10	1	0.95
1.5	11.7	41	32	71	10	4.68
2.3	13.7	41	70	112	19	5.24
2.2	9.95	38	52	107	15	3.92
2.2	13.6	45	57	159	18	5.3
1.8	8.98	35	43	79	13	3.77
2.1	9.82	36	53	110	15	4.01
2.8	7.08	25	6	4	1	3.13
1.2	7.34	33	20	25	6	4.58
1.1	5.69	27	20	44	6	2.89
0.9	4.21	28	10	51	4	2.72
1.2	5.44	34	16	46	5	3.05
1.4	6.78	35	28	46	8	3.35
1.4	4.97	33	23	94	8	2.52
1.5	6.67	35	30	48	8	3.38
2.2	7.08	23	5	3	1	3.21
0.7	0.57	24	12	6	2	1.91
0.7	2.02	25	13	6	3	2.45
0.8	3.79	16	20	7	5	4.61
0.6	1.39	15	8	4	2	5.52
0.7	0.96	14	13	5	2	6.54
0.6	1.26	14	11	4	2	6.54
0.7	1.88	14	14	6	3	5.64
0.7	0.76	19	12	15	2	2.45
0.8	0.54	19	16	8	3	2.35
0.6	0.69	8	13	5	2	2.27
1	3.54	19	30	44	6	10.5
0.7	3.69	19	18	25	3	9.18
1.5	7.09	32	40	95	12	3.55
0.7	0.85	13	22	9	4	3.48
0.7	0.83	14	22	8	4	3.42

La ICP1 Total Digestion ppm	Li ICP1 Total Digestion ppm	MgO ICP1 Total Digestion wt %	MnO ICP1 Total Digestion wt %	Mo ICP1 Total Digestion ppm	Na2O ICP1 Total Digestion wt %	Nb ICP1 Total Digestion ppm
81	28	2,73	0,07	1	3,2	10
1	7	0,21	0,02	60	2,6	2
8	16	0,29	0,02	37	1,83	6
1	8	0,12	<0,01	5	2,81	1
31	31	0,41	0,02	4	3,85	4
7	56	1,46	0,07	100	3,08	12
2	29	0,76	0,04	131	1,9	7
2	43	1,01	0,04	261	1,87	9
11	68	1,45	0,07	93	2,28	13
<1	13	0,17	0,01	127	1,6	3
4	37	0,75	0,03	23	4,35	15
4	34	0,65	0,03	26	3,39	13
<1	7	0,13	<0,01	41	0,05	2
1	14	0,25	0,01	41	0,22	5
4	25	0,44	0,02	41	0,85	8
1	11	0,18	<0,01	42	0,57	3
3	38	0,56	0,02	47	1,61	10
2	10	0,16	<0,01	50	0,29	2
2	6	0,1	<0,01	43	0,9	1
4	16	0,26	0,01	35	2,83	4
80	28	2,69	0,07	1	3,13	9
2	28	0,54	0,02	39	2,52	8
2	13	0,23	0,01	25	2,58	4
86	31	0,73	0,04	3	2,81	7
33	26	0,65	0,03	3	2,82	5
1	8	0,18	0,01	27	2,02	2
9	21	0,54	0,03	138	2,31	7
11	12	0,27	0,02	4	2,9	3
1	22	0,5	0,02	108	2,74	8
12	15	0,32	0,02	40	3,45	4
2	38	0,85	0,07	49	6,26	14
1	27	0,59	0,05	31	4,27	9
1	25	0,54	0,04	28	4,57	8
2	37	0,88	0,07	72	5,82	15
1	7	0,15	0,01	8	6,44	4
3	13	0,3	0,02	8	6,52	6
2	12	0,3	0,02	12	4,75	6
3	22	0,5	0,04	61	6,55	13
3	25	0,69	0,05	41	4,16	13
1	7	0,16	0,01	9	6,54	5
85	28	2,76	0,07	1	3,26	8
4	24	0,66	0,05	30	3,74	12
3	26	0,68	0,05	113	4,54	10
3	34	0,8	0,07	36	4,19	13
<1	11	0,26	0,02	34	1,98	5
3	49	1,08	0,11	85	5,5	24
2	28	0,62	0,06	520	5,44	12
1	10	0,24	0,02	13	5,08	7
1	33	0,72	0,07	39	6,2	16
4	57	1,31	0,1	107	5,44	18
2	15	0,37	0,03	44	5,35	6
3	35	1,09	0,08	43	6,24	87
2	24	0,71	0,05	15	6,65	13
6	36	1,06	0,09	8	6,13	24
2	14	0,35	0,03	46	5,27	5
88	29	2,76	0,07	2	3,15	8
263	35	1,43	0,04	160	5,75	12
102	43	2,43	0,07	11	2,7	11
1	5	0,19	<0,01	35	6,17	1
1	19	0,43	0,03	90	2,88	7

1	40	0,66	0,04	230	1,42	10
1	38	0,63	0,04	60	1,91	12
17	104	3,21	0,16	114	3,15	26
4	27	0,72	0,03	37	4,64	9
1	6	0,14	0,01	54	4,3	2
<1	9	0,19	0,01	64	3,39	2
<1	11	0,25	0,02	66	2,86	4
<1	17	0,36	0,02	91	2,72	5
1	15	0,26	0,02	63	2,62	4
<1	5	0,12	0,01	44	2,8	<1
<1	24	0,62	0,04	33	2,26	10
<1	26	0,84	0,04	171	2,44	8
30	18	0,24	0,02	6	7,13	4
10	10	0,1	<0,01	14	4,11	1
5	11	0,16	0,01	17	2,48	1
86	29	2,74	0,07	1	3,12	8
12	14	0,17	0,01	12	4,13	2
11	14	0,16	0,01	12	3,12	3
3	40	0,99	0,04	301	0,38	10
2	19	0,2	0,01	137	0,66	3
5	38	0,76	0,03	23	4,4	12
5	38	0,64	0,02	94	1,58	11
2	32	0,59	0,02	67	2,46	8
86	33	0,72	0,04	4	3,82	5
3	19	0,42	0,02	231	2,51	5
2	15	0,34	0,02	97	2,83	4
3	19	0,46	0,02	181	2,06	5
9	16	0,37	0,02	71	2,47	4
<1	19	0,37	0,02	141	0,69	8
11	112	3,14	0,23	409	2,81	39
27	121	3,49	0,26	277	1,22	49
20	96	2,65	0,2	117	3,14	34
21	133	3,68	0,27	187	2,35	51
10	83	2,39	0,17	112	3,17	32
19	94	2,55	0,19	119	3,2	34
85	28	2,67	0,07	2	3,23	7
9	83	1,93	0,15	361	3,27	33
7	52	1,56	0,12	72	3,49	20
4	39	1,09	0,06	281	5,36	16
8	49	1,43	0,1	64	5,42	27
10	58	1,8	0,13	44	4,61	31
5	45	1,37	0,1	45	5,19	22
11	56	1,75	0,12	43	4,72	33
83	29	2,73	0,07	2	3,29	8
<1	5	0,19	<0,01	95	7,1	1
<1	23	0,59	0,04	45	6,06	12
<1	36	1,24	0,06	350	1,87	19
<1	14	0,45	0,02	97	2,83	4
<1	10	0,31	0,01	129	3,04	3
<1	18	0,39	0,02	147	2,7	4
<1	24	0,64	0,03	156	2,84	6
42	17	0,19	0,02	22	5,49	3
12	15	0,15	0,01	15	5,28	4
8	12	0,16	0,01	14	2,2	3
141	42	0,97	0,05	5	2,01	10
76	43	0,98	0,05	5	2,1	11
14	64	1,93	0,15	261	4,72	25
7	16	0,16	0,02	17	2,84	14
5	15	0,15	0,02	18	2,79	14

Nd ICP1 Total Digestion ppm	Ni ICP1 Total Digestion ppm	P2O5 ICP1 Total Digestion wt %	Pb ICP1 Total Digestion ppm	Pr ICP1 Total Digestion ppm	Sc ICP1 Total Digestion ppm	Sm ICP1 Total Digestion ppm
65	25	0,7	19	15	11	8
4	5	0,08	134	<1	1	2
8	4	0,04	84	1	2	2
2	4	0,01	79	<1	<1	1
20	4	0,05	88	5	2	3
11	15	0,24	197	<1	9	3
4	7	0,13	177	<1	5	1
6	6	0,19	147	<1	6	2
10	11	0,21	82	1	9	2
<1	5	0,04	102	<1	1	1
2	8	0,03	125	<1	5	1
1	8	0,03	133	<1	5	1
2	4	<0,01	17	<1	1	<1
3	4	0,04	26	<1	2	1
5	6	0,04	65	<1	3	1
3	4	0,01	37	<1	1	<1
3	6	0,02	110	<1	4	<1
3	5	0,01	40	<1	1	<1
3	6	<0,01	60	<1	<1	1
3	5	0,02	69	<1	1	1
64	24	0,69	18	15	11	8
1	8	0,02	85	<1	3	<1
<1	4	0,02	60	<1	1	<1
57	8	0,17	108	15	6	9
24	12	0,13	137	6	4	4
2	4	0,02	78	<1	1	<1
8	4	0,1	88	1	4	1
9	4	0,05	70	2	2	1
3	3	0,02	109	<1	4	1
9	5	0,05	61	2	2	2
5	4	1	101	<1	6	3
3	5	0,44	63	<1	4	2
2	6	0,2	60	<1	4	1
4	5	0,48	117	<1	7	2
1	3	0,19	36	<1	<1	1
7	3	1,01	42	1	2	3
6	4	0,7	38	<1	2	3
6	5	0,61	81	<1	3	3
10	4	1,29	125	1	6	4
2	4	0,2	34	<1	<1	1
59	25	0,69	20	14	13	8
11	3	1,56	203	<1	7	4
8	4	1,08	135	<1	7	3
7	5	0,75	77	<1	7	3
2	3	0,24	63	<1	2	1
10	4	1,29	121	<1	12	5
5	6	0,58	59	<1	7	2
<1	4	0,07	49	<1	3	1
3	5	0,39	84	<1	9	2
7	5	0,86	196	<1	12	4
4	4	0,42	113	<1	3	2
9	5	2,05	142	1	10	6
7	2	1,41	69	1	7	5
19	5	3	65	3	12	9
3	4	0,41	110	<1	2	2
61	25	0,68	20	16	12	8
172	13	0,1	350	47	7	26
64	22	0,11	222	16	16	8
7	4	0,05	240	<1	<1	3
9	3	0,05	351	<1	4	3

9	4	0,06	277	<1	6	3
5	5	0,06	150	<1	6	2
19	26	0,32	256	<1	23	4
14	7	0,09	419	<1	5	4
13	2	0,09	444	<1	<1	5
14	3	0,11	466	<1	1	5
9	3	0,07	289	<1	2	3
16	3	0,08	552	<1	3	5
15	3	0,1	610	<1	2	5
8	3	0,08	325	<1	<1	3
10	3	0,05	357	<1	5	4
12	4	0,04	437	<1	6	5
21	4	0,06	310	4	2	5
20	3	0,03	652	2	<1	7
12	3	0,07	337	1	<1	4
63	22	0,67	18	14	12	8
12	4	0,02	175	2	1	3
19	3	0,05	560	2	1	6
16	6	0,21	542	<1	7	5
4	3	0,04	278	<1	2	2
4	8	0,03	158	<1	6	1
8	5	0,02	293	<1	5	2
6	6	0,02	286	<1	4	1
56	5	0,17	256	14	5	10
17	2	0,5	310	1	3	6
7	2	0,13	188	<1	3	2
5	3	0,18	162	<1	4	1.
9	3	0,1	149	1	3	2
5	3	0,02	290	<1	4	1
45	7	4,5	538	5	28	18
98	8	8,2	484	15	31	37
73	6	7,53	323	12	24	29
74	9	7,68	434	13	34	31
54	6	6,88	242	8	21	24
71	7	7,45	311	12	23	28
65	23	0,7	17	15	12	9
33	5	2,6	365	3	17	12
25	3	3,18	153	4	14	10
12	5	1,53	223	1	10	6
23	4	2,48	121	3	14	10
39	6	5,22	89	6	17	16
23	4	4,48	145	3	13	12
42	4	5,31	91	6	16	17
60	25	0,64	20	15	12	8
11	5	0,08	592	<1	<1	6
13	8	0,12	666	<1	4	7
20	4	0,06	896	<1	10	10
9	4	0,08	439	<1	3	4
13	4	0,09	639	<1	1	6
12	4	0,07	601	<1	2	5
17	5	0,11	792	<1	4	8
35	5	0,05	670	7	1	9
27	5	0,04	1100	1	1	11
22	5	0,13	945	1	1	8
101	11	0,4	865	25	9	23
61	10	0,28	751	14	9	14
47	6	5,29	527	8	17	22
31	3	0,11	1560	<1	2	13
30	4	0,09	1520	<1	2	12

Sn ICP1 Total Digestion ppm	Sr ICP1 Total Digestion ppm	Ta ICP1 Total Digestion ppm	Tb ICP1 Total Digestion ppm	Th ICP1 Total Digestion ppm	TiO2 ICP1 Total Digestion wt %	U, ICP ICP1 Total Digestion ppm
2	1120	<1	<1	13	1,05	4
<1	115	<1	<1	48	0,08	201
2	82	<1	<1	42	0,14	223
<1	108	<1	<1	56	0,02	36
<1	137	<1	<1	49	0,14	78
<1	101	<1	<1	78	0,65	432
<1	80	<1	<1	68	0,38	137
<1	81	<1	<1	72	0,49	175
<1	88	<1	<1	29	0,71	236
1	71	<1	<1	78	0,08	84
<1	105	<1	<1	108	0,32	209
<1	76	<1	<1	192	0,3	280
<1	2	<1	<1	58	0,06	69
<1	7	<1	<1	66	0,12	83
<1	38	<1	<1	65	0,19	148
<1	18	<1	<1	51	0,07	164
<1	51	<1	<1	86	0,24	277
<1	8	<1	<1	45	0,06	138
<1	26	<1	<1	110	0,02	241
<1	65	<1	<1	31	0,1	113
4	1110	<1	<1	13	1,04	3
<1	58	<1	<1	51	0,24	190
1	80	<1	<1	7	0,1	16
<1	199	<1	1	205	0,34	196
<1	196	<1	1	163	0,26	272
<1	128	<1	<1	41	0,09	144
<1	138	<1	<1	42	0,28	102
<1	143	<1	<1	39	0,14	42
<1	120	<1	<1	104	0,27	131
<1	162	<1	<1	53	0,16	36
<1	230	<1	1	52	0,44	93
<1	171	<1	<1	52	0,3	66
<1	186	<1	<1	52	0,28	66
<1	211	<1	<1	85	0,46	149
<1	225	<1	<1	22	0,09	33
<1	239	<1	<1	18	0,16	50
<1	166	<1	<1	25	0,16	41
<1	235	<1	1	41	0,3	125
<1	217	<1	1	54	0,35	214
<1	234	<1	<1	24	0,1	34
3	1180	<1	<1	13	1,03	3
<1	191	<1	1	60	0,34	342
<1	222	<1	1	48	0,33	171
<1	230	<1	1	25	0,39	158
1	177	<1	<1	11	0,14	36
<1	213	<1	2	51	0,52	158
<1	193	<1	1	43	0,29	85
<1	178	<1	<1	33	0,13	35
<1	216	<1	<1	73	0,36	90
<1	225	<1	1	134	0,65	131
<1	201	<1	<1	65	0,18	128
1	237	8	3	58	0,54	237
<1	242	<1	2	39	0,34	80
<1	225	<1	4	40	0,52	106
<1	195	<1	<1	63	0,17	125
3	1190	<1	<1	14	1,06	3
<1	326	<1	3	246	0,34	990
<1	201	<1	<1	100	0,6	69
<1	195	<1	1	86	0,06	661
<1	131	<1	1	130	0,18	920

<1	69	<1	1	97	0,3	855
<1	93	<1	<1	66	0,3	321
1	148	2	1	91	1,21	676
<1	165	<1	1	135	0,26	1330
<1	159	<1	1	133	0,04	1360
<1	152	<1	2	140	0,07	1510
<1	129	<1	1	75	0,1	910
<1	107	<1	2	163	0,14	1530
<1	102	<1	2	175	0,1	1490
<1	113	<1	1	115	0,03	797
<1	89	<1	1	107	0,26	992
<1	104	<1	2	135	0,34	1100
<1	205	<1	1	142	0,1	540
<1	146	<1	2	257	0,03	1390
<1	104	<1	1	147	0,04	656
3	1190	<1	<1	14	1,06	4
<1	131	<1	<1	77	0,06	322
<1	107	<1	1	218	0,07	1100
<1	21	<1	1	263	0,55	1090
1	38	<1	1	165	0,1	359
1	121	<1	<1	143	0,33	264
<1	54	<1	1	353	0,28	756
<1	60	<1	<1	158	0,26	692
<1	229	<1	2	294	0,32	669
<1	171	<1	2	124	0,23	573
<1	166	<1	<1	67	0,18	184
<1	161	<1	<1	59	0,25	90
<1	160	<1	<1	78	0,2	195
<1	26	<1	1	289	0,23	720
<1	125	3	8	441	1,54	930
<1	70	5	17	577	1,81	1090
1	154	2	13	309	1,22	627
3	124	5	17	412	1,88	677
1	144	2	11	220	1,2	457
<1	153	2	14	297	1,28	622
4	1140	<1	<1	15	1,09	3
<1	135	1	4	180	1,09	785
<1	146	<1	5	122	0,75	246
1	210	<1	3	150	0,55	394
1	204	<1	4	49	0,77	242
<1	193	1	6	44	0,94	191
2	220	<1	7	64	0,67	344
<1	190	1	6	47	0,96	196
3	1120	<1	<1	13	1,04	<2
<1	224	<1	2	180	0,04	1560
<1	183	<1	2	197	0,23	1740
<1	56	1	4	293	0,51	2590
<1	103	<1	1	127	0,15	1140
<1	109	<1	2	194	0,1	1730
<1	99	<1	2	184	0,14	1580
<1	122	<1	3	262	0,21	1820
<1	159	<1	2	414	0,08	1560
<1	155	<1	3	420	0,04	2630
<1	90	<1	3	345	0,06	1980
<1	194	<1	7	834	0,46	2410
<1	177	<1	4	760	0,46	1780
<1	183	<1	10	416	0,95	961
<1	75	<1	5	479	0,07	3710
<1	73	<1	4	457	0,07	3600

V ICP1 Total Digestion ppm	W ICP1 Total Digestion ppm	Y ICP1 Total Digestion ppm	Yb ICP1 Total Digestion ppm	Zn ICP1 Total Digestion ppm	Zr ICP1 Total Digestion ppm	Ag ICP4 Aqua Regia Digestion ppm
130	<1	21	1,8	93	159	<0.2
4	<1	24	2,2	20	125	<0.2
6	<1	14	1,6	32	22	<0.2
1	<1	8	1	10	39	<0.2
9	<1	11	1	30	163	<0.2
52	<1	28	2,6	128	97	<0.2
18	<1	14	1,4	71	28	<0.2
17	<1	17	1,4	93	17	<0.2
35	<1	15	1,3	126	135	<0.2
3	<1	15	2,2	19	262	<0.2
32	<1	12	1,7	54	387	<0.2
30	<1	12	2,2	51	575	<0.2
6	1	3	0,3	9	7	<0.2
11	<1	7	0,8	19	11	<0.2
16	1	8	0,8	34	28	<0.2
5	1	6	0,5	11	22	<0.2
19	<1	8	0,9	36	30	<0.2
5	1	3	0,3	10	20	<0.2
1	1	8	0,7	4	53	<0.2
7	<1	5	0,7	30	119	<0.2
124	<1	21	1,8	89	179	<0.2
27	<1	5	0,6	39	159	<0.2
9	<1	2	0,4	19	121	<0.2
26	<1	26	3	70	698	<0.2
21	<1	23	2,3	55	398	<0.2
5	<1	7	0,6	19	9	<0.2
16	<1	13	1	39	11	<0.2
8	<1	7	0,6	24	45	<0.2
22	<1	11	1	54	44	<0.2
12	<1	9	0,8	35	107	<0.2
28	<1	49	5,3	79	632	<0.2
19	<1	26	2,7	60	333	<0.2
18	<1	15	1,8	55	260	<0.2
30	<1	29	3,2	90	328	<0.2
5	<1	14	1,6	15	176	<0.2
10	<1	44	4	26	182	<0.2
9	<1	41	3,8	28	205	<0.2
16	<1	42	4,7	54	464	<0.2
23	<1	68	6	51	273	<0.2
5	<1	16	1,7	17	185	<0.2
125	<1	23	2,1	88	170	0,2
21	<1	81	7,8	42	342	<0.2
22	<1	57	5,8	48	466	<0.2
23	<1	51	4,3	71	229	<0.2
8	<1	15	1,4	21	69	<0.2
32	<1	89	8,6	95	564	<0.2
17	<1	41	4,3	59	307	<0.2
8	<1	8	1	21	104	<0.2
25	<1	29	3,3	68	283	<0.2
40	<1	61	6,6	124	693	<0.2
12	<1	29	3,4	39	347	<0.2
35	<1	115	13,9	84	1320	<0.2
23	<1	82	9,5	61	737	<0.2
36	<1	186	19,1	88	775	<0.2
11	<1	27	2,9	36	341	<0.2
124	<1	24	2,1	91	180	0,3
49	<1	81	6,8	55	7	<0.2
127	<1	20	1,4	93	79	0,5
2	<1	28	2,8	15	11	<0.2
8	<1	34	2,9	56	23	<0.2

12	<1	39	3,7	74	61	<0.2
13	<1	27	2,6	65	32	<0.2
99	<1	43	4,3	258	167	<0.2
18	<1	51	5,7	42	83	<0.2
<1	<1	56	4,6	16	35	<0.2
<1	<1	56	5,2	24	28	<0.2
2	<1	39	3,4	27	22	<0.2
3	<1	64	5,7	63	17	<0.2
7	<1	61	6,6	46	9	<0.2
<1	<1	35	3,8	15	15	<0.2
9	<1	57	6,1	73	17	<0.2
7	<1	56	5,3	95	100	<0.2
7	<1	29	3,5	28	510	<0.2
<1	<1	54	6,1	17	134	<0.2
3	<1	34	3,3	16	30	<0.2
124	<1	23	2	87	187	<0.2
4	<1	20	2,1	11	125	<0.2
3	<1	41	3,8	15	46	<0.2
16	<1	43	4,7	93	6	<0.2
3	<1	30	5,1	20	622	<0.2
36	<1	15	2,4	61	520	<0.2
18	<1	20	2,2	51	191	<0.2
16	<1	16	1,6	48	84	<0.2
22	<1	46	4,4	63	690	<0.2
10	<1	77	6,4	37	19	<0.2
9	<1	27	2,3	27	14	<0.2
13	<1	20	1,6	28	5	<0.2
10	<1	19	1,6	29	10	<0.2
20	<1	23	2,7	35	306	<0.2
94	<1	286	26,7	274	2100	<0.2
104	<1	534	50,9	302	3380	<0.2
75	<1	491	42,7	247	3350	<0.2
104	<1	550	49,7	338	4880	<0.2
67	<1	416	36,4	189	2370	<0.2
71	<1	464	41,8	234	3380	<0.2
120	<1	23	2,1	91	158	<0.2
57	<1	153	14,8	167	716	<0.2
47	<1	178	16,7	151	1310	<0.2
32	<1	96	11,8	109	1560	<0.2
49	<1	149	15,8	111	1380	<0.2
63	<1	264	23,3	131	1370	<0.2
48	<1	235	25,1	113	2630	<0.2
66	<1	247	24,3	132	1280	<0.2
117	<1	22	1,8	80	151	<0.2
<1	<1	74	6,8	12	98	<0.2
11	<1	80	7,8	56	83	<0.2
18	<1	115	11,7	97	46	<0.2
2	<1	52	4,7	56	57	<0.2
<1	<1	69	6,4	24	40	<0.2
2	<1	58	5	73	41	<0.2
4	<1	86	8,2	79	63	<0.2
4	<1	57	5,4	26	366	<0.2
<1	<1	81	8,4	15	86	<0.2
6	<1	60	6	13	49	<0.2
27	<1	136	12,4	87	1340	<0.2
29	<1	85	7,8	86	726	<0.2
53	<1	342	32,2	152	2880	<0.2
5	<1	114	11,1	45	46	<0.2
5	<1	105	10,9	44	44	<0.2

Mo ICP4 Aqua Regia Digestion ppm	Ni ICP4 Aqua Regia Digestion ppm	Pb ICP4 Aqua Regia Digestion ppm	S ICP4 Aqua Regia Digestion ppm	Sb ICP4 Aqua Regia Digestion ppm	Se ICP4 Aqua Regia Digestion ppm
10	47	27	1760	1	<1
56	3	123	60	<1	<1
34	2	80	53	<1	<1
3	2	78	31	<1	<1
2	3	87	24	<1	<1
93	10	190	440	<1	<1
125	5	171	170	<1	<1
258	3	143	540	<1	<1
92	8	72	147	<1	<1
115	3	92	18	<1	<1
23	6	110	43	<1	<1
26	6	123	34	<1	<1
37	4	17	34	<1	<1
39	3	26	53	<1	<1
39	4	47	42	<1	<1
40	3	37	39	<1	<1
42	5	106	37	<1	<1
49	3	37	35	<1	<1
40	4	58	27	<1	<1
33	4	58	58	<1	<1
9	47	27	1745	<1	<1
36	7	76	352	<1	<1
24	3	23	87	<1	<1
1	6	100	180	<1	<1
1	8	134	179	<1	<1
26	2	75	50	<1	<1
137	2	83	180	<1	<1
3	2	68	71	<1	<1
72	2	104	60	<1	<1
39	2	58	46	<1	<1
29	2	97	230	<1	<1
27	2	61	213	<1	<1
24	3	55	137	<1	<1
66	2	110	210	<1	<1
6	2	27	290	<1	<1
7	1	41	410	<1	<1
12	2	36	144	<1	<1
57	2	77	240	<1	<1
38	1	108	830	<1	<1
8	2	26	296	<1	<1
10	47	26	1750	<1	<1
25	1	164	570	<1	<1
68	1	112	490	<1	<1
32	2	50	812	<1	<1
5	1	23	101	<1	<1
72	2	99	280	<1	<1
514	2	39	620	<1	<1
10	2	33	69	<1	<1
29	2	64	168	<1	<1
104	4	182	173	<1	<1
43	2	96	113	<1	<1
37	3	111	650	<1	<1
15	2	49	650	<1	<1
7	3	45	1170	<1	<1
45	2	96	111	<1	<1
12	48	24	1770	<1	<1
151	10	341	146	<1	<1
11	18	194	1440	1	<1
33	1	232	50	<1	<1
88	2	339	72	<1	<1

222	3	259	138	<1	<1
56	1	121	51	<1	<1
92	23	224	790	<1	<1
37	5	412	72	<1	<1
50	1	439	81	<1	<1
62	<1	454	94	<1	<1
60	<1	273	105	<1	<1
88	1	541	70	<1	<1
62	1	593	122	<1	<1
40	1	312	41	<1	<1
33	2	352	338	<1	<1
170	1	409	151	<1	<1
5	2	296	16	<1	<1
14	1	646	<10	<1	<1
16	2	324	12	<1	<1
12	47	26	1750	<1	<1
11	2	173	18	<1	<1
11	2	540	<10	<1	<1
296	5	519	212	<1	<1
131	2	275	53	<1	<1
23	6	129	103	<1	<1
91	4	286	66	<1	<1
66	6	273	59	<1	<1
2	4	246	69	<1	<1
222	1	290	223	<1	<1
93	2	175	93	<1	<1
177	1	149	270	<1	<1
69	1	133	187	<1	<1
132	3	288	3	<1	<1
384	8	519	690	<1	<1
273	8	424	1086	<1	<1
115	6	276	932	<1	<1
180	9	361	737	<1	<1
111	5	204	900	<1	<1
117	7	281	946	<1	<1
13	48	26	1750	<1	<1
352	3	340	1270	<1	<1
70	2	144	660	<1	<1
280	3	225	384	<1	<1
64	2	110	762	<1	<1
41	4	75	1760	<1	<1
43	3	130	1730	<1	<1
43	4	78	1770	<1	<1
13	50	27	1720	<1	<1
92	2	541	109	<1	<1
41	5	587	88	<1	<1
334	2	746	290	<1	<1
92	2	381	78	<1	<1
122	1	526	77	<1	<1
140	2	497	102	<1	<1
152	3	708	70	<1	<1
21	2	612	<10	<1	<1
12	2	973	<10	<1	<1
13	3	879	<10	<1	<1
3	7	768	86	<1	<1
3	7	608	231	<1	<1
252	4	418	1380	<1	<1
17	2	1390	<10	<1	<1
17	2	1410	<10	<1	<1

Te ICP4 Aqua Regia Digestion ppm	U, ICP ICP4 Aqua Regia Digestion ppm	V ICP4 Aqua Regia Digestion ppm	Zn ICP4 Aqua Regia Digestion ppm
<1	30	100	201
<1	164	5	19
<1	192	5	27
<1	32	1	6
<1	61	7	21
<1	337	46	102
<1	118	16	58
<1	145	14	72
<1	184	32	101
<1	65	3	16
<1	168	30	42
<1	197	26	38
<1	47	6	8
<1	67	9	14
<1	112	14	26
<1	136	4	8
<1	208	17	29
<1	103	4	7
<1	181	1	2
<1	82	5	20
<1	30	99	204
<1	142	25	38
<1	12	8	13
<1	130	23	55
<1	229	18	41
<1	128	5	15
<1	82	14	31
<1	38	7	20
<1	99	18	41
<1	31	10	26
<1	91	25	60
<1	66	17	47
<1	57	15	40
<1	140	27	71
<1	33	4	8
<1	47	8	16
<1	40	8	19
<1	120	12	38
<1	166	17	31
<1	34	4	8
<1	31	97	201
<1	271	18	27
<1	139	19	35
<1	138	19	53
<1	24	6	16
<1	120	26	70
<1	64	13	43
<1	27	7	15
<1	76	20	49
<1	119	41	112
<1	100	10	29
<1	185	28	56
<1	59	19	40
<1	80	32	59
<1	101	10	28
<1	36	99	218
<1	979	49	46
<1	49	113	77
<1	645	2	10
<1	905	9	47

<1	839	11	63
<1	306	13	54
<1	636	90	218
<1	1310	19	33
<1	1320	1	12
<1	1490	2	17
<1	893	3	21
<1	1510	4	51
<1	1460	5	37
<1	781	1	12
<1	972	10	62
<1	1070	8	82
<1	531	6	21
<1	1350	1	11
<1	612	3	12
<1	34	99	211
<1	319	4	9
<1	1100	4	12
<1	1000	15	77
<1	335	3	17
<1	236	38	52
<1	719	17	44
<1	653	16	39
<1	638	20	52
<1	515	9	29
<1	179	7	21
<1	86	11	23
<1	190	8	23
<1	649	20	32
<1	914	91	234
<1	969	102	217
<1	524	70	163
<1	566	95	229
<1	364	61	121
<1	532	70	164
<1	35	99	209
<1	708	51	130
<1	229	45	115
<1	376	31	88
<1	228	46	84
<1	171	58	80
<1	298	44	70
<1	175	60	83
<1	35	99	208
<1	1390	1	6
<1	1580	12	47
<1	2250	16	90
<1	1010	3	50
<1	1380	1	18
<1	1290	3	59
<1	1640	5	71
<1	1330	5	21
<1	2130	1	11
<1	1770	4	11
<1	2150	28	77
<1	1520	30	77
<1	904	53	111
<1	3130	3	37
<1	3190	3	38