



QUEBEC DEPARTMENT OF NATURAL RESOURCES

THE GEOLOGY OF THE SOUTHWEST QUARTER OF
GUERCHEVILLE AND NORTH HALF OF LARONDE TWPS
ABITIBI-EAST COUNTY

Ministère des Richesses Naturelles, Québec
SERVICE DE LA
DOCUMENTATION TECHNIQUE

Date:

No DP-364

GEOLOGICAL REPORT

BY

ARTHUR HARVIN MAYBIN

Field work 1973, 1974

ARTHUR HARVIN MAYBIN III
The Geology of the Opawica River Complex Quebec, Canada
(Under the direction of GILLES O. ALLARD)

The Opawica River Complex is a layered mafic igneous intrusion which cuts Archean volcanic rocks of the Matagami-Chibougamau Greenstone Belt. The volcanic sequence was subsequently intruded by the Opawica River Pluton and then folded into an east-west trending anticline. The exposed portion of the complex is about 15,000 feet thick and over 15 miles long. The complex is divided into two zones: the Anorthosite Zone and the Gabbro-Ferropyroxenite Zone. The volcanics and intrusives were syntectonically affected by low grade (greenschist facies) regional metamorphism believed to be of Kenoran age (-2.7 b.y.).

Mineralogical studies using a petrographic microscope and electron probe microanalyzer indicate that the original cumulus phases were plagioclase and clinopyroxene. Inter-cumulus phases were clinopyroxene, plagioclase, magnetite, and ilmenite.

Major element chemistry and preserved textural relationships indicate that the regional metamorphism was essentially isochemical. Gabbroic rocks from the Opawica River Complex show an increase in FeO with a reciprocal decrease in MgO and suggest that the Opawica River Complex formed as a result of fractional crystallization of a basaltic magma having tholeiitic affinities.

ACKNOWLEDGMENTS

The author wishes to thank his major professor, Dr. Gilles O. Allard, for his assistance and advice during the course of this study. Appreciation is also extended to Drs. James A. Whitney and John C. Stormer who critically read this manuscript and provided assistance and advice during chemical analysis. Appreciation also to Dr. R. David Dallmeyer for his assistance in the field and critical review of the manuscript.

Special thanks go to senior field assistants, Roger Aubertin and Pierre Simard, and junior field assistants, Rejean Touchette, Luc Chauvin, Alexander Chaykofsky, and Andre Tremblay.

Support for this study was provided by the Quebec Department of Natural Resources, Mineral Exploration, directed by Dr. Andre Laurin and Mr. Francois Dompierre. Thanks also to Jules Cimon, resident geologist in Chibougamau.

TABLE OF CONTENTS

CHAPTER	PAGE
I. INTRODUCTION	1
II. GENERAL GEOLOGY	4
Metabasalts	
Metatuffs	
Opawica River Complex	
Opawica River Pluton	
La Ronde Lake Pluton	
Other Granitic Rocks	
III. GEOLOGY OF THE OPAWICA RIVER COMPLEX	16
Textural Relations and Layering	
Anorthosite Zone	
Gabbro-Ferroproxenite Zone	
Geochemistry	
Crystallization History and Evolution	
IV. METAMORPHISM	67
Plagioclase	
Pyrogene	
Magnetite	
Ilmenite	
Discussion	
V. ECONOMIC GEOLOGY	73
Magmatic Ore Deposits	
Volcanogenic Ore Deposits	
VI. SUMMARY	76
REFERENCES CITED	78
APPENDIX I. Analytical Techniques	83
APPENDIX II. Analytical Results	87

LIST OF TABLES

TABLE		PAGE
1.	Chemical Analyses of the La Ronde Lake Pluton	14
2.	Modal Analyses of Selected Rocks from the Anorthosite Zone	28
3.	Chemical Analyses of Rocks from the Anortho- site Zone and Anorthositic Rocks from the Skaergaard Intrusion and Bushveld Complex.	29
4.	Electron Microprobe Analyses of Amphiboles and Pyroxenes from the Anorthosite Zone .	35
5.	Electron Microprobe Analyses of Amphiboles and Pyroxenes from the Gabbro-Ferropyro- xenite Zone	43
6.	Chemical Analyses of Rocks from the Gabbro- Ferroproxenite Zone	46
7.	Analyses of Magnetites from the Opawica River Complex, Bushveld Complex, and Dore Lake Complex	53
8.	Specific Gravities of Rocks from the Opawica River Complex, Bushveld Complex, and Still- water Complex	75

LIST OF PLATES

PLATE		PAGE
1.	Geologic Map of the Southwest Quarter of Guercheville Township	
2.	Geologic Map of the North Half of La Ronde Township	

VI

LIST OF FIGURES

FIGURE		PAGE
1.	Index Map of the Matagami-Chibougamau Greenstone Belt	2
2.	Pillowed Metabasalt (photograph)	6
3.	Crenulation Cleavage in Felsic Metatuff (photograph)	8
4.	Transposed Bedding in Mafic Metatuff (photograph)	9
5.	SiO_2 - $\text{NaAlSi}_3\text{O}_8$ - KAlSi_3O_8 Plot of Rocks of the La Ronde Lake Pluton	13
6.	Polished Slab of Gabbroic Anorthosite	18
7.	Coarse Grained Anorthositic Gabbro	19
8.	Hiatal Texture in Gabbroic Anorthosite	20
9.	Polished Slab of Metadiabase with Megacrysts of Plagioclase	21
10.	Inch-Scale Layering in Gabbro (photograph)	23
11.	Layering in Anorthosite Zone (photograph)	24
12.	Layering in Anorthosite Zone (photograph)	25
13.	Irregular Layering in Anorthosite Zone (photograph)	26
14.	Possible Igneous Cross-Bedding in Anorthosite Zone (photograph)	27
15.	Photomicrograph of Cumulus Texture Showing Clinzoisite Along Grain Boundaries	33
16.	Photomicrograph of Gabbroic Anorthosite Showing Granoblastic and Blastopoikilitic Nature of Actinolite	34

LIST OF FIGURES (continued)

FIGURE		PAGE
17.	Photomicrograph of Clinopyroxene	36
18.	Photomicrograph of Gabbroic Anorthosite Showing Chlorite Along Grain Boundary with Actinolite and Plagioclase	37
19.	Reflected Light Photomicrograph of Magnetite Showing Lamellae of Ilmenite	39
20.	Photomicrograph Showing Magnetite Being Replaced by Epidote and Chlorite	40
21.	Polished Slab of Gabbro Showing Intercumulus Nature of Plagioclase	41
22.	Photomicrograph Showing Ferrohastingsite Replacing Magnetite	44
23.	Photomicrograph of Sphene Replacing Ilmenite	47
24.	Photomicrograph of Pyroxene Altering to Actinolite	48
25.	An Content of Plagioclase from the Opawica River Complex	50
26.	Plot of Pyroxenes from the Opawica River Complex	51
27.	Oxide Variation in Magnetites from the Opawica River Complex	54
28.	Oxide Variation in Ilmenites from the Opawica River Complex	55
29.	Na_2O+K_2O/SiO_2 Plot of Gabbroic Rocks from the Opawica River Complex	57
30.	$SiO_2-Al_2O_3-Na_2O+K_2O$ Variation Diagram of Gabbroic Rocks from the Opawica River Complex	58
31.	AFM Diagram of Gabbroic Rocks of the Opawica River Complex	59

LIST OF FIGURES (continued)

FIGURE		PAGE
32.	AFM Diagram of the Skaergaard Intrusion . . .	60
33.	Comparison of Stratigraphy of Layered Complexes	62
34.	Sketch of Opawica River Complex After Crystallization	63
35.	Sketch of Opawica River Complex After Folding	65
36.	Sketch of Opawica River Complex As It Appears Today	66

CHAPTER I

INTRODUCTION

The study area is situated in the central part of Quebec, Canada. It is bounded by longitudes $75^{\circ} 25'$ and $75^{\circ} 46'$ west and latitudes $49^{\circ} 30'$ and $49^{\circ} 35'$ north in the Southwest Quarter of Guercheville Township (Plate 1), and the North Half of La Ronde Township (Plate 2). A thick section of Pleistocene glacial till masks the paleotopography and the contact relationships among certain rock units. Polished outcrop surfaces with glacial striae and grooves are common. Bedrock exposure is poor and generally represents less than 1% of the map-area. The area is heavily forested and covered by a carpet of moss. Access to Guercheville Township is limited to float plane and canoe. Logging roads in La Ronde Township enable access to the northern part by automobile.

The area is located in the eastern part of the Superior Province of the Canadian Shield (Figure 1). It is part of the east-trending Matagami-Chibougamau Greenstone Belt which is bordered by the Grenville Province on the east and the Kapuskasing Sub-province to the west. This Archean Greenstone Belt is typical of those which characterize the Superior Province and consists of volcanic and

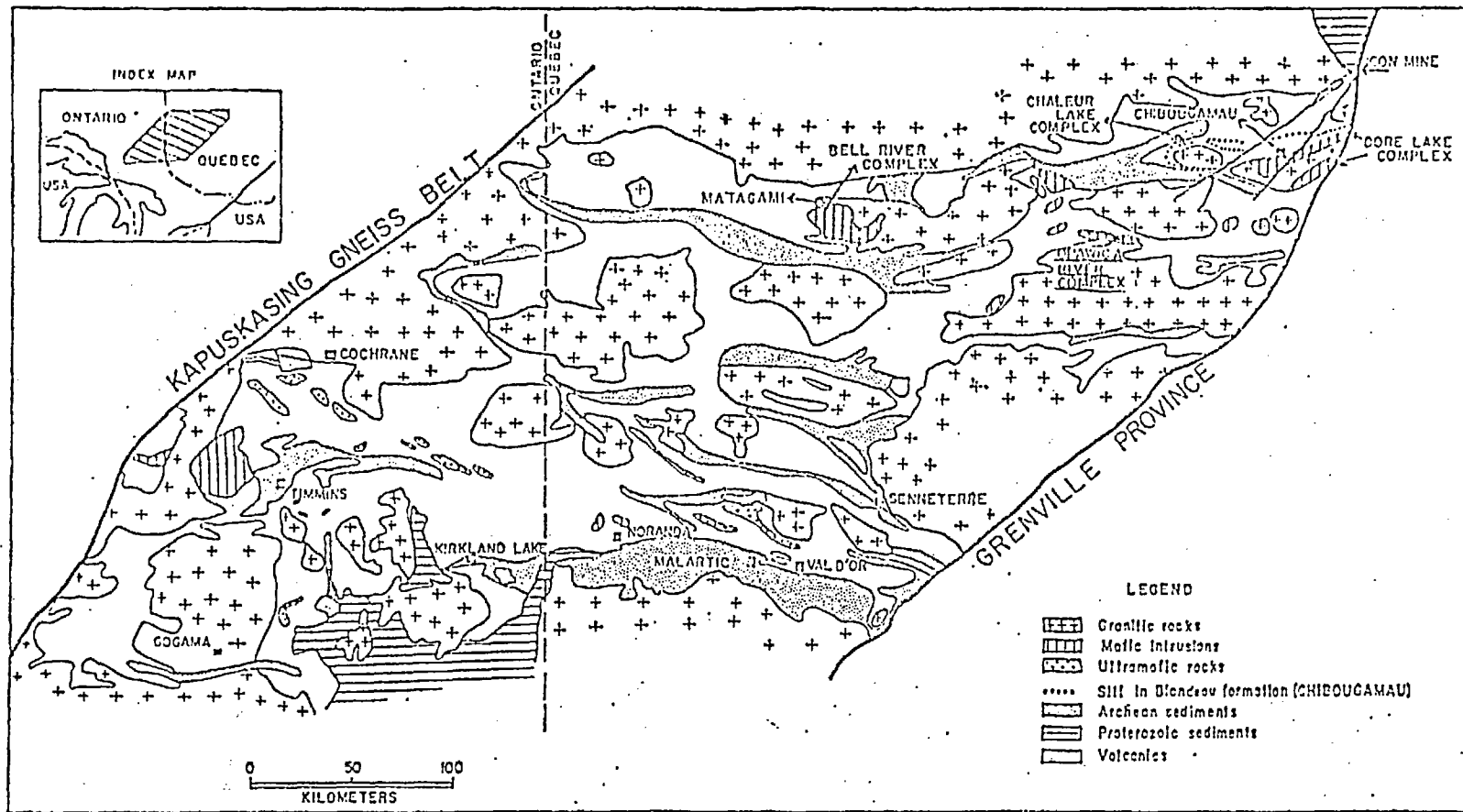


Figure 1. Index map of the Matagami-Chibougamau Greenstone Belt showing location of the Opawica River Complex (study area).

volcaniclastic rocks with intrusive layered mafic complexes and coeval granitic plutons. These rocks were affected by the Kenoran Orogeny dated at 2500 million years by Stockwell (1964) and more recently by Dallmeyer et al. (1975) at between 2650-2700 and 2780-2820 million years. After metamorphism, the north central portion of the study area was intruded by a concentrically zoned granitic pluton.

Previous work in the area was largely reconnaissance in nature and consisted of geologic mapping at a scale of 1:63,360 (Shaw, 1939; Remick, 1955). Present field work consisted of 1:12,000 geologic mapping and detailed petrographic and mineralogical studies.

The purpose of this study is to describe the petrography and chemistry of the rock units in the area. Special attention is given to the Opawica River Complex because of the economic potential of layered mafic intrusions.

CHAPTER II

GENERAL GEOLOGY

Introduction

In addition to the Opawica River Complex, six lithologic units have been mapped in the study area. The oldest is a greenstone unit, composed principally of intercalated volcanic and volcanoclastic rocks. These lithologies were intruded by the Opawica River Complex and the trondhjemitic Opawica River Pluton. This entire sequence was subsequently deformed and metamorphosed. The La Ronde Lake Pluton, a post-kinematic concentrically zoned granitic pluton, intruded the north-central part of the study area. Two other granitic bodies have been defined, however, chronological relationships to other rocks is obscured by glacial drift.

Metabasalts

The metabasalts are exposed in the northern portion of the study area (Plates 1 and 2). The basaltic rocks can be divided into two rock types: metabasalts and basaltic metatuffs. Metabasalt is the most abundant type. These rocks typically have a fine grained texture and a light green color. Primary bedding and graded bedding are common in the basaltic metatuffs. Primary volcanic structures

preserved in the metabasalts include pillow structures, scoriaceous flow tops, vesicles, and amygdules. Pillow structures (Figure 2) indicate a submarine origin for these lavas. Scoriaceous flow tops and pillow structures provide excellent top determinations, although pillows are commonly flattened in the plane of tectonic foliation. Metabasalts which lack pillows are distinguished from tuffs by the absence of bedding.

Metabasalts typically exhibit a blastogranular texture whereas the tuffs have a fragmental texture. The dominant minerals are actinolite, plagioclase, epidote, and chlorite. Actinolite ($z \wedge c = 17$) occurs as prisms generally 1 mm in length with a pleochroic formula $x =$ straw yellow, $y =$ green, and $z =$ blue. Plagioclase (An_{8*})¹ is generally saussuritized. Chlorite exhibits anomalous Berlin blue interference colors, light to dark green pleochroism and is length fast. Epidote is colorless to light green. Accessory minerals are sphene and magnetite. Analysis 1 Appendix II is the only available analysis for the metabasalts.

Metatuffs

Metatuffs are exposed along a thin belt on the south limb of the Opawica River Anticline in La Ronde Township (Plate 2). Glacial drift covers much of the area and

¹Plagioclase determinations marked by * were made on sections perpendicular to X, and those marked by + were made in oils using Tsuboi's method.




Figure 2. Outcrop of pillowed basalt just north of Tush Lake. Geologic hammer is shown for scale. Stratigraphic tops are to the top of the photograph.

exposures are scarce. The best exposures are along bulldozed logging roads. The metatuffs can be subdivided into two principal rock units: basaltic metatuffs, and felsic metatuffs.

The metatuffs are generally well bedded and graded bedding in the felsic units provide excellent stratigraphic top determinations. Locally, the metatuffs are intensely deformed, exhibiting transposed primary layering (Figure 3) and crenulation cleavage (Figure 4). Because of their relative incompetency, it is likely that these units absorbed much of the regional orogenic strain.

The dominant rock type is a fine-grained, buff colored felsic tuff. Quartz and plagioclase (An₉*) comprise more than 75% of the rock. Subangular to subrounded quartz grains (up to 4 mm in diameter) and sericitized plagioclase (up to 3 mm) are present as megacrysts. Sericite or paragonite is the only other major constituent of this rock type. Pyrite was the only accessory mineral identified. The basaltic metatuffs are similar to those previously discussed.

Opawica River Complex

The Opawica River Complex is a metastratiform igneous intrusion. It bears striking similarities to other stratiform complexes in the region especially the Dore Lake Complex (Chibougamau) and the Bell River Complex (Matagami). The Opawica River Complex consists of a sequence of gabbroic anorthosite, anorthositic gabbro, gabbro, ferropyroxenite,




Figure 3. An outcrop of basaltic metatuff exhibiting transposed bedding. Vertical features are glacial grooves and striae. Photograph taken along logging road south of Tush Lake. Three inch rule is shown for scale.




Figure 4. Well developed crenulation cleavage in felsic metatuff. Photograph taken along a logging road just south of Lake Tush. Three inch rule is shown for scale.

and diabase that have been variably metamorphosed. The complex appears to have an overall sill-like morphology, however, it is locally discordant to the host rock volcanics. The volcanic sequence has been affected by deformational and thermal effects associated with the Kenoran Orogeny. The rocks of the complex exhibit mineral assemblages characteristic of the greenschist facies.

Opawica River Pluton

The Opawica River Pluton intrudes metabasalts and the Opawica River Complex. It is exposed in the axial zone of the Opawica River Anticline and is well exposed along the shores of the Opawica River and Lake Lessard. The most conspicuous megascopic structural feature is a foliation reflecting the preferred planar alignment of biotite and muscovite. This penetrative tectonic surface is generally subparallel to the trend of the Opawica River Anticline (Plates 1 and 2).

The rock is a grey color and can be classified as a biotite trondhjemite according to Williams et al. (1954). The predominant minerals are plagioclase, quartz, biotite, epidote, and muscovite. Plagioclase is typically zoned from An 27* in the core to An 18* in the rims. Chlorite is a common alteration feature of biotite. Muscovite is interstitial. Epidote is colorless and exhibits characteristic optical properties. The accessory minerals are sphene and chlorite. Analyses 35 and 36 in Appendix II are chemical analyses.

La Ronde Lake Pluton

The La Ronde Lake Pluton is an undeformed post-kinematic granitic pluton that intrudes metabasalts and the Opawica River Complex in the north central portion of the study area. It is concentrically zoned from a hornblende monzonite border to a porphyritic quartz monzonite core. A zone of brecciation is locally developed along the contact with the Opawica River Complex in Guercheville Township (Plate 1). The pluton's contacts are discordant to structural trends of the other rock units. Locally, a foliation defined by planar preferred orientation of hornblende is developed subparallel to the contacts. Presumably this fabric element developed during emplacement of the pluton. No contact metamorphic aureole appears to be associated with the pluton. The above mentioned descriptions are characteristic of plutons of the transition zone between the epizone and the mesozone of Buddington (1955).

Rocks of the La Ronde Lake Pluton (Analyses 38-54, Appendix II) are various shades of pink. In general the pluton is homogeneous with the only major mineralogical variation being a decrease in quartz abundance from the core to rim. Perthite and plagioclase are the most abundant minerals throughout the pluton, with the ratio of the two feldspars being approximately 1:1. Plagioclase (An 23*) is zoned but the cores are too saussuritized and sericitized to determine their composition. Perthite is commonly interstitial, but locally forms phenocrysts (15 by 8 mm) in the core of the

pluton. Quartz is always interstitial. Hornblende ($z \wedge c = 22^\circ$) typically comprises less than 20% by volume of the pluton. It has a pleochroic formula $x =$ straw yellow, $y =$ olive green, and $z =$ blue green. Biotite occurs as reaction rims around hornblende. Chlorite is locally observed as an alteration product of biotite and hornblende. Accessory minerals are epidote, sphene, zircon, and apatite.

Experimental results on the system $\text{NaAlSi}_3\text{O}_8 - \text{KAlSi}_3\text{O}_8 - \text{SiO}_2 - \text{H}_2\text{O}$ (Bowen & Tuttle, 1950, Luth et al., 1964, and Stiener et al., 1975) have led to a better understanding of granitic rocks. By plotting normative quartz, albite, and orthoclase, it is possible to compare granitic rocks containing more than 80% of these normative components to experimental results. The plot of the normative components for the La Ronde Lake Pluton (Figure 5) reveals a cluster near the 10Kb minimum of Luth et al. (1964). Such liquid compositions could be generated by fractional melting of quartzo-feldspathic material at depths of 35 kilometers or so.

Other Granitic Rocks

Two other granitic bodies are exposed in the northwest quarter of La Ronde Township. The relative areas of these two distinct rock types cannot be determined because the contacts are masked by glacial drift. A biotite granodiorite is exposed in the central portion of the northwest quarter of La Ronde Township and consists of biotite, zoned

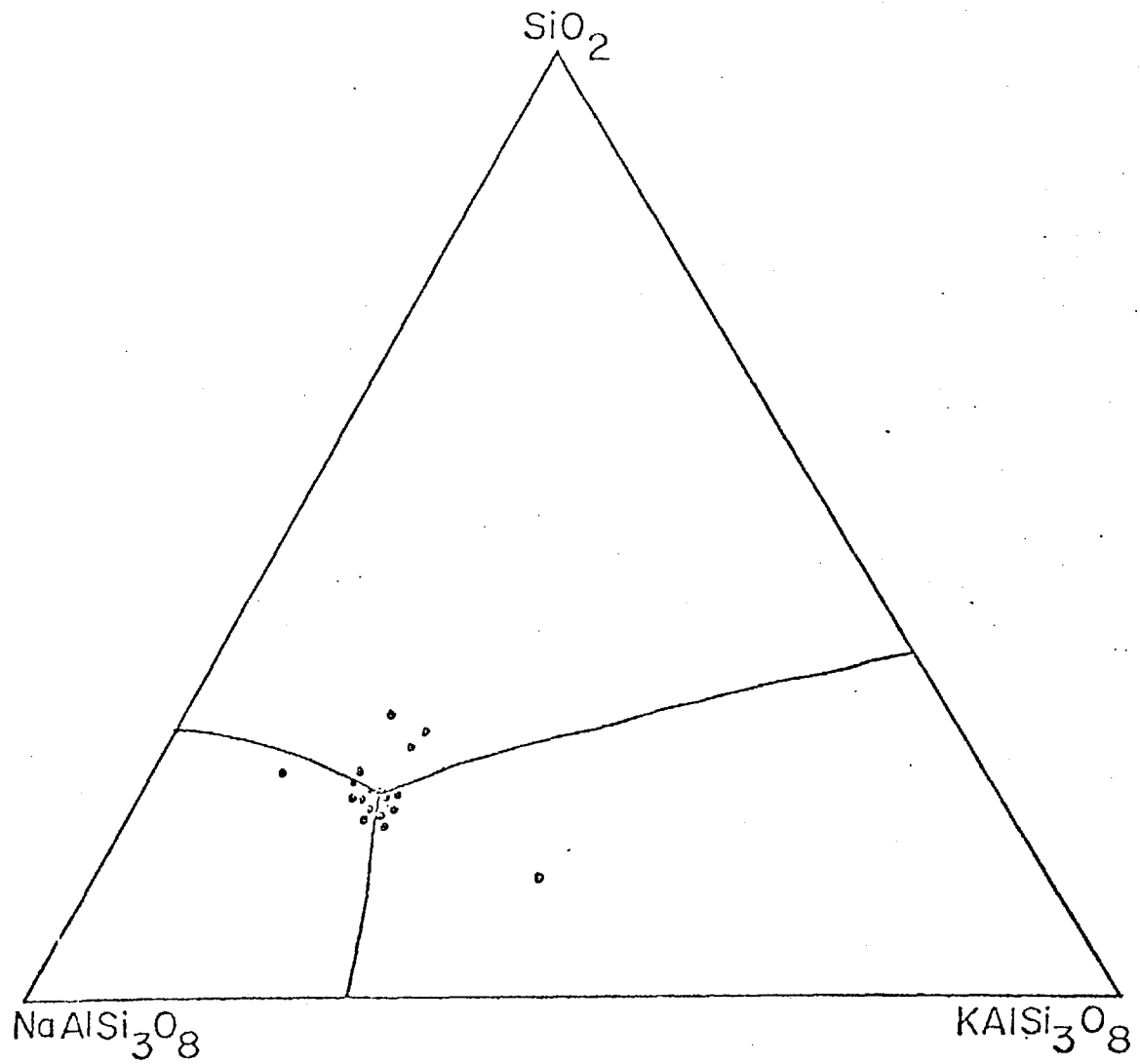


Figure 5. Plot of normative quartz, albite, and orthoclase (wt. %) in rocks of the La Ronde Lake Pluton. 10kb diagram of Luth and others (1964).

Table 1. Chemical Analyses of the La Ronde Lake Pluton

SiO ₂	61.5	66.1	67.6
TiO ₂	0.03	0.02	0.02
Al ₂ O ₃	14.5	15.5	15.9
Fe ₂ O ₃	1.07	0.22	0.17
FeO	0.90	0.34	0.24
MnO	0.05	0.04	0.03
MgO	1.40	0.43	0.58
CaO	3.55	2.69	2.28
Na ₂ O	4.60	5.59	5.44
K ₂ O	3.85	2.96	3.06
Total	91.45	93.85	95.32

1. Average of two analyses: hornblende monzonite
2. Average of three analyses: hornblende quartz monzonite
3. Average of 13 analyses: porphyritic hornblende quartz monzonite

plagioclase (An 28 core, An 20 rim *), quartz, perthite, muscovite, and epidote. Accessory minerals are apatite, sphene, and zircon. Hornblende granodiorite is the other rock type. In hand specimen this rock is medium grained and has a salt and pepper appearance. Mineralogically it consists of partially saussuritized plagioclase (An 30*), quartz, hornblende ($Z/\lambda c = 24^\circ$) with a pleochroic formula $x =$ straw yellow, $y =$ blue green, and $z =$ olive green, biotite, epidote, and chlorite. The accessory minerals are apatite, magnetite, and muscovite.

Structure

Pillow structures, scoriaceous flow tops, graded bedding, and the stratigraphy of the Opawica River Complex are the top and bottom criteria used to resolve the structure. In the northern portion of the study area stratigraphic tops face north while in the metatuffs to the south stratigraphic tops face south. The resulting structure is an anticline (Opawica River Anticline) with the Opawica River Pluton exposed in the axial zone. Observed dips are nearly vertical with the shallowest dips being approximately 70° . These steep dips indicate that the anticline is isoclinal. S_2 crenulation cleavages were observed locally in the metatuffs, but with less than six readings it is impossible to resolve this fabric element.

Three faults having the same general trend (N2)E-N30E) were mapped.

CHAPTER III

OPAWICA RIVER COMPLEX

The Opawica River Complex has been divided into two zones (Plates 1 and 2); an Anorthosite Zone, stratigraphically the lowest exposed portion of the complex, and a Gabbro-Ferroproxenite Zone which encompasses the upper portion of the complex. The Anorthosite Zone has a maximum outcrop width of 12,000 feet (3650 meters). Lithologies within the Anorthosite Zone (Analyses 2-29; Appendix II) are (in decreasing abundance): gabbroic anorthosite, anorthositic gabbro, and gabbro. The Gabbro-Ferroproxenite Zone (Analyses 30-34; Appendix II) consisting of gabbro, ferroproxenite, and diabase has a maximum outcrop width of 3000 feet (900 meters). Since the rocks are nearly vertical, outcrop width is nearly the same as the true thickness.

Textural Relations and Layering

Textural Relations

With the exception of the diabases within the Gabbro-Ferroproxenite Zone, rocks of the Opawica River Complex are cumulates (usage of Wager & Brown, 1967). In other stratiform complexes (Bushveld Complex, Stillwater Complex, and Skaergaard Intrusion) the accumulated crystals are either plagioclase, orthopyroxene, olivine, Fe-Ti oxides, chromite,

and apatite, but in the Opawica River Complex plagioclase and clinopyroxene are the only cumulate phases. Grain size varies from 1 mm (Figure 6) to over 15 cm (Figure 7). Another cumulus texture that is prevalent in the Anorthosite Zone is a hiatal texture characterized by two distinct sizes in the plagioclase crystals (Figure 8). This texture could result from having two generations of plagioclase crystals. Primary pyroxene replaced by metamorphic amphibole is generally intercumulus of the plagioclase and forms large blastopoikilitic² crystals. Fe-Ti oxides form intercumulus grains. Cameron (1969) suggests that post-cumulus changes in cumulus minerals could make minerals appear "intercumulus." It is possible that post-cumulus changes affected the oxides in the Opawica River Complex in this manner, but there is no textural evidence to support this theory. The diabases have an ophitic texture and occasionally contain megacrysts of plagioclase (Figure 9).

Layering

Three types of layering in plutonic igneous rocks defined by Wager and Deer (1939) were rhythmic, cryptic, and igneous lamination. Hess (1960) defined two other types of layering, phase layering and inch-scale layering, based on observations of the Stillwater Complex, Montana.

²The suffix blasto- refers to igneous textures that have survived metamorphism, but the original igneous mineral has been replaced by a metamorphic mineral.




Figure 6. Photograph of a polished slab of a gabbroic anorthosite sample 73BM164 displaying cumulus texture. The light phase is plagioclase and the dark intercumulus phase is actinolite replacing primary pyroxene.

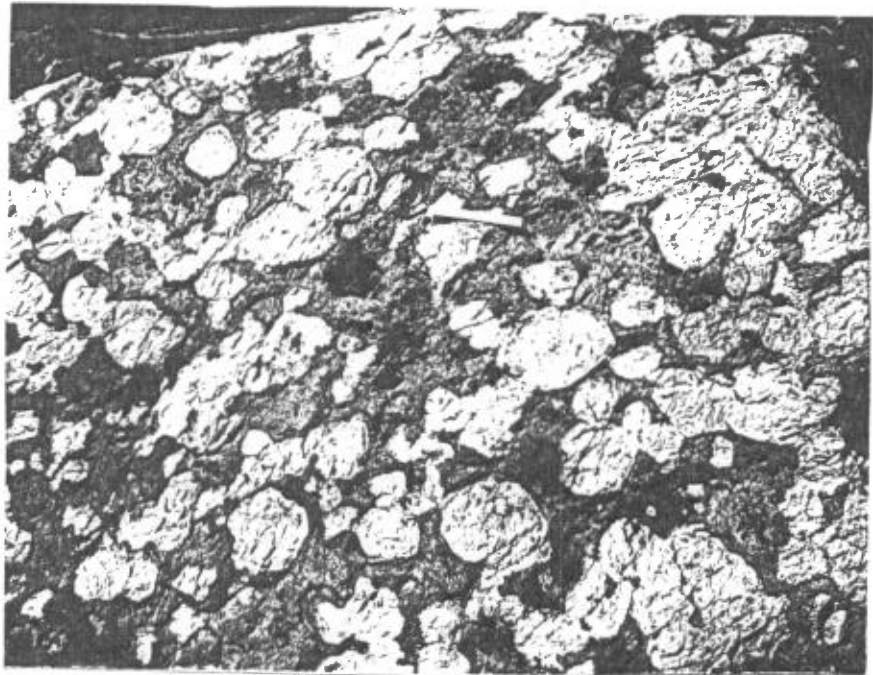


Figure 7. Photograph of an outcrop of coarse grained anorthositic gabbro exhibiting cumulus texture. The light phase is cumulus plagioclase and the dark phase is intercumulus actinolite replacing primary pyroxene. Photograph taken along a logging road in La Ronde Township. Six inch rule is shown for scale.




Figure 8. Photograph of an outcrop displaying hiatal texture in gabbroic anorthosite. Note the two distinct sizes of plagioclase (light). Photograph taken along a logging road in La Ronde Township. Six inch rule is shown for scale.

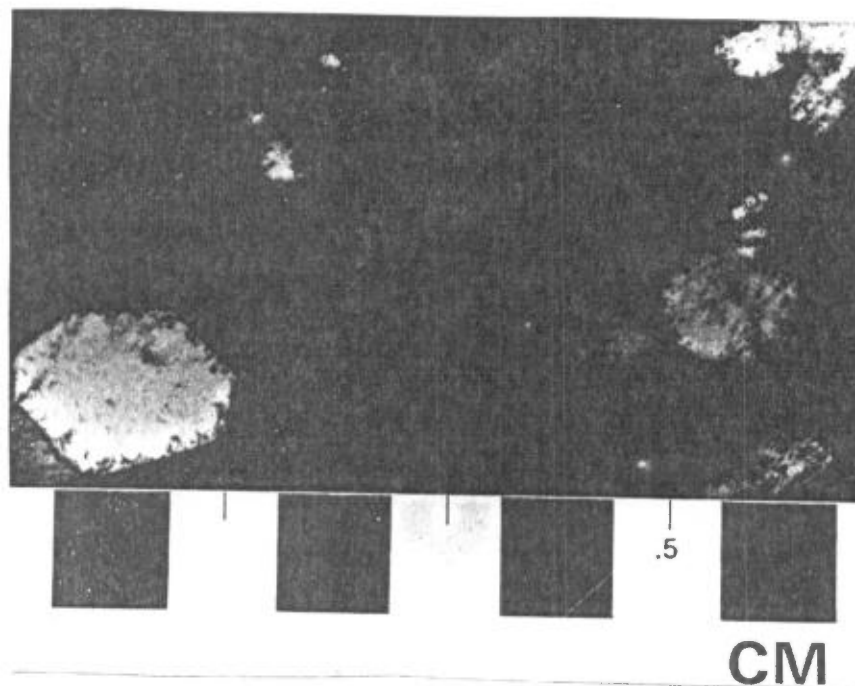


Figure 9. Photograph of a polished slab of sample 73BM174 displaying megacrysts of plagioclase in a diabase from the Gabbro-Ferropyroxenite Zone.

Within the Opawica River Complex rhythmic, cryptic, and inch-scale layering were observed. On the outcrop scale, layering results from either a difference in the mafic to felsic ratio (Figure 10), and/or a difference in grain size (Figures 11 and 12). Slightly irregular layering (Figure 13) and possible igneous cross-bedding (Figure 14) were also observed. Cryptic layering will be discussed in another section.

Anorthosite Zone

Rocks of the Anorthosite Zone consist of gabbroic anorthosite, gabbro and anorthositic gabbro. Gabbroic anorthosite is the most common lithology. The rocks are coarse grained with the grain size varying from 1 mm to 15 cm. Cumulus textures are common and layering is well developed.

Plagioclase (An 84-76+) is generally unaltered and is the dominant cumulus phase. Metamorphic amphiboles have replaced primary intercumulus pyroxene, but remnant pyroxenes are locally preserved.

Mineralogy

The essential minerals are plagioclase (50-90%), actinolite (5-45%), clinozoisite (0-10%), chlorite (0-5%), magnetite, and ilmenite (0-25%). Minor constituents are augite, sphene, and sericite (Table 2). The sericite in the rocks may be paragonite since the rocks are low in K_2O (Table 3).




Figure 10. Inch-scale layering in gabbro of the Anorthosite Zone. Outcrop is along a logging road in La Ronde Township. The geologic hammer is shown for scale. Layering is the result of a difference in mafic to felsic ratio.

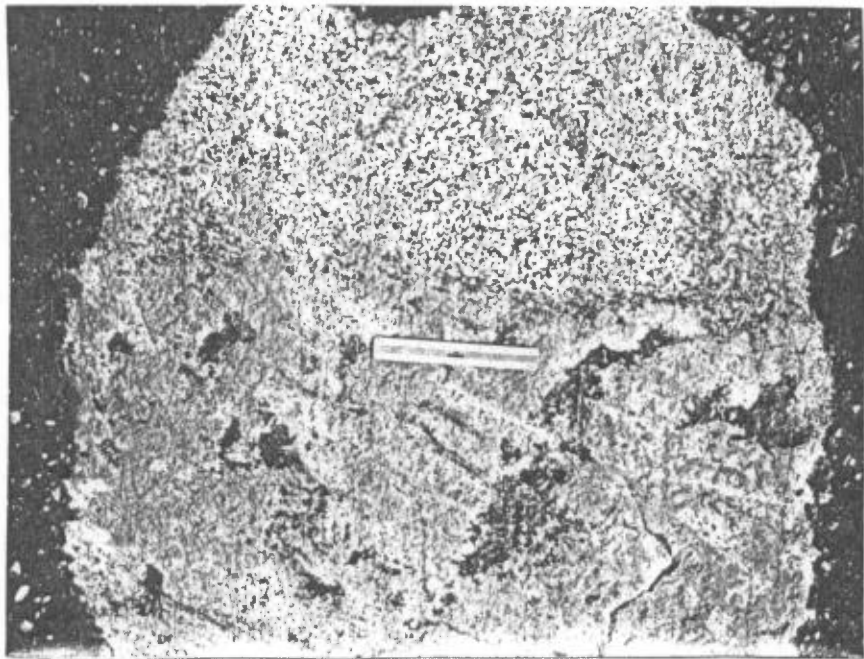


Figure 11. Layering in the Anorthosite Zone resulting from a difference in mafic to felsic ratio and grain size difference. Photograph taken along a logging road in La Ronde Township. Six inch rule is shown for scale. A well developed cumulus texture can be seen in the gabbroic anorthosite in the upper portion of the photograph. The lower portion of the photograph is an anorthosite. The light colored mineral is plagioclase which forms the cumulus grains. The dark mineral is actinolite which replaces primary intercumulus pyroxene.




Figure 12. Layering in the Anorthosite Zone resulting from a difference in grain size and mafic to felsic ratio. Photograph taken along a logging road in La Ronde Township. Three-inch rule is shown for scale. A hiatal texture is developed in the lower portion of the picture. The dark mineral is actinolite that has replaced primary intercumulus pyroxene. The light mineral is cumulus plagioclase.




Figure 13. Irregular layering in the Anorthosite Zone resulting from a difference in mafic to felsic ratio. Photograph taken along a logging road in La Ronde Township. Six-inch rule is shown for scale. The large light colored mineral is plagioclase. The dark mineral is actinolite that replaced primary intercumulus pyroxene.



Figure 14. Possible igneous cross-bedding in the Anorthosite Zone. Photograph taken along a logging road in La Ronde Township. Geologic hammer in the upper part of the outcrop is shown for scale. The rocks in the upper portion dip from top to bottom while the rocks in the lower portion dip from left to right.

Table 2. Modal Analyses of Selected Rocks from the Anorthosite Zone

	1	2	3	4	5	6
Plagioclase	80	75	65	45	40	40
Actinolite	10	20	15	25	35	45
Chlorite	5	1	1	1	1	1
Clinozoisite-epidote	5	3	4	8	3	9
Magnetite-ilmenite	0	1	tr	0	15	0
Sphene	0	tr	0	0	1	2
Sericite	0	0	tr	1	0	3

1. 74AM5 gabbroic anorthosite
2. 74RA125 gabbroic anorthosite
3. 74AM147 gabbroic anorthosite
4. 74AM64 gabbroic anorthosite
5. 74AM83 gabbro
6. 74RA39 gabbro

Percentages based on visual estimates.

Table 3. Chemical analyses of rocks from the Anorthosite Zone of the Opawica River Complex and Anorthositic Rocks from the Skaergaard Intrusion and the Bushveld Complex

	1	2	3	4	5	6	7	8	9	10	11	12	13
SiO ₂	45.7	46.5	48.1	47.1	43.4	42.6	47.2	47.1	47.6	45.7	45.1	44.0	45.3
TiO ₂	0.18	0.21	0.83	1.61	2.63	1.10	0.49	0.24	0.39	0.19	0.14	0.23	0.19
Al ₂ O ₃	27.7	10.1	9.5	11.2	14.2	12.6	9.8	22.7	22.0	25.9	25.3	17.8	29.7
Fe ₂ O ₃	1.12	7.15	6.27	5.94	7.85	7.59	4.79	3.07	2.27	1.97	2.41	4.99	1.23
FeO	1.04	8.51	5.25	11.73	11.38	8.63	4.03	2.65	3.90	1.70	2.08	4.31	1.23
MnO	0.04	0.22	0.17	0.22	0.14	0.28	0.09	0.11	0.12	0.06	0.07	0.14	0.03
MgO	4.58	8.25	8.45	8.95	6.35	7.80	8.25	7.25	4.05	3.60	4.50	9.90	1.05
CaO	16.65	12.65	11.50	10.50	9.50	8.60	15.90	8.60	12.90	15.10	14.85	11.60	16.65
Na ₂ O	2.25	1.40	1.20	2.23	1.61	2.01	1.50	2.08	2.26	2.04	2.10	1.03	2.60
K ₂ O	0.43	0.13	0.21	0.38	0.47	1.10	0.18	0.63	0.25	0.42	0.13	0.00	0.04
Total	99.69	95.12	91.48	99.36	97.53	92.31	92.23	94.43	95.74	96.68	96.68	94.00	98.02

- | | |
|--------------------------------|-----------------------------------|
| 1. 74AM95, Anorthositic Gabbro | 8. 74RA39, Gabbro |
| 2. 74AM195, Gabbro | 9. 74AM5, Gabbroic Anorthosite |
| 3. 74AM1B, Gabbro | 10. 74FA63, Gabbroic Anorthosite |
| 4. 74AM13, Gabbro | 11. 74AM104, Gabbroic Anorthosite |
| 5. 74AM92, Gabbro | 12. 73BM39A, Gabbroic Anorthosite |
| 6. 74RA55, Gabbro | 13. 74AM191, Gabbroic Anorthosite |
| 7. 74AM181, Gabbro | |

FeO and Fe₂O₃ are calculated by using the method of Carman et al., 1975. Ratios are based on known FeO and Fe₂O₃ on rocks from the Opawica River Complex. See Appendix I for analytical procedures.

Table 3 (continued)

	14	15	16	17	18	19	20	21	22	23	24	25	26
SiO ₂	50.1	45.7	46.4	47.7	46.8	46.2	45.5	44.1	46.2	46.5	45.3	36.9	44.0
TiO ₂	0.43	0.18	0.19	0.20	0.20	0.58	0.24	0.21	0.19	0.21	0.20	0.19	0.21
Al ₂ O ₃	19.0	25.7	24.2	26.0	30.8	29.4	25.8	26.9	26.4	33.5	28.7	29.9	27.6
Fe ₂ O ₃	3.29	1.37	2.52	1.92	1.15	1.21	2.76	2.03	2.80	1.50	2.47	1.64	2.08
FeO	2.84	1.18	2.18	1.66	0.99	1.04	2.20	1.75	2.42	0.71	2.13	2.39	1.80
MnO	0.18	0.04	0.07	0.04	0.03	0.01	0.08	0.06	0.05	0.04	0.07	0.03	0.04
MgO	1.00	1.45	2.00	2.55	1.50	0.55	2.90	3.00	4.80	1.45	3.30	4.40	3.00
CaO	14.45	13.85	17.75	17.00	14.35	16.60	15.15	16.15	13.90	15.90	14.35	15.50	16.40
Na ₂ O	2.70	3.93	1.95	2.12	2.38	3.40	2.28	1.96	1.62	2.26	1.50	2.05	1.50
K ₂ O	0.28	0.09	0.00	0.00	0.00	0.00	0.23	0.00	0.03	0.03	0.03	0.13	0.00
Total	94.27	93.49	97.26	99.19	98.20	98.99	97.14	96.16	98.41	102.10	98.80	103.13	96.63

14. 74AM199, Anorthositic Gabbro
 15. 74RA124, Gabbroic Anorthosite
 16. 73BM118, Gabbroic Anorthosite
 17. 73BM164A, Gabbroic Anorthosite
 18. 73BM110B, Gabbroic Anorthosite
 19. 73BM38, Gabbroic Anorthosite
 20. 74AM17, Gabbroic Anorthosite

21. 73BM168, Gabbroic Anorthosite
 22. 74AM172, Gabbroic Anorthosite
 23. 74AM102, Gabbroic Anorthosite
 24. 74AM64, Gabbroic Anorthosite
 25. 74AM147, Gabbroic Anorthosite
 26. 73BM167, Gabbroic Anorthosite

Table 3 (continued)

	27	28	29	30	31	32	33	34	35
SiO ₂	46.0	44.6	48.9	47.5	53.3	50.5	49.5	48.9	50.7
TiO ₂	0.21	0.23	0.00	0.00	0.10	0.10	0.05	0.10	0.50
Al ₂ O ₃	27.8	17.2	30.0	32.3	23.3	27.4	21.8	26.5	25.5
Fe ₂ O ₃	2.08	6.99	0.50	0.70	0.95	1.10	0.00	0.45	1.11
FeO	1.80	5.87	1.30	0.38	2.15	1.55	4.45	2.45	4.07
MnO	0.06	0.18	0.00	0.19	0.00	0.20	0.00	0.00	0.16
MgO	3.25	8.50	0.55	0.38	0.85	0.15	11.05	4.25	1.90
CaO	16.25	9.95	16.90	16.00	11.15	12.90	12.45	14.05	11.74
Na ₂ O	2.00	0.78	1.95	1.92	4.35	3.85	0.90	2.10	3.54
K ₂ O	0.00	0.26	0.15	0.43	1.95	0.50	0.05	0.00	0.36
Total	99.45	94.56	100.25	99.84	98.00	98.20	100.20	98.70	99.57

27. 74RA125, Gabbroic Anorthosite
 28. 74AM4, Gabbroic Anorthosite
 29. Anorthosite, Critical Zone, Bushveld Complex, Analysis I, p. 104, Analyses of Rocks, Minerals, Ores, Coal, Soil, and Waters from South Carica, Mem. Geol. Surv. S. Afr., 32, 876 pp.
 30. Anorthosite, Critical Zone, Bushveld Complex, Analysis III, p. 104, same reference as 29.
 31. Anorthosite, Main Zone, Bushveld Complex, Analysis IV, p. 104, same reference as 29.
 32. Mottled Anorthosite, Main Zone, Bushveld Complex, Analysis V, p. 104, same reference as 29.
 33. Anorthositic Norite, Bushveld Complex, Analysis VI, p. 104, same reference as 29.
 34. Spotted Anorthositic Hanging Wall Norite, Bushveld Complex, Analysis VII, same reference as 29.
 35. Leucocratic Laer LZa, Skaergaard Intrusion, Analysis III, Table 5, p. 152, Layered Igneous Rocks, 588 pp.

Polysynthetically twinned plagioclase occurs as euhedral cumulus grains varying in size from 1 mm -15 cm. The contacts between plagioclase and blasto-intercumulus actinolite commonly have a border of clinozoisite (Figure 15). Clinozoisite is also present along cracks and fractures in plagioclase and, locally, as pseudomorphs of primary plagioclase.

Metamorphic actinolite ($Z\wedge c = 11^{\circ}-20^{\circ}$, Analyses 1, 2, 3, Table 4) has a pleochroic formula $x =$ straw yellow, $y =$ green, and $z =$ blue green. Granoblastic and blasto-poikilitic varieties (Figure 16 A and B) are always intercumulus to plagioclase.

Remnant primary clinopyroxene (Analyses 4 and 5, Table 4) were identified. All observed clinopyroxenes have exsolution lamellae of orthopyroxene (Figure 17) and are altered to actinolite.

Pale green chlorite is present in most thin sections studied. It is pleochroic from colorless to pale green and is length fast. Chlorite is commonly found near or along grain boundaries with plagioclase (Figure 18). This is probably due to the availability of Al from plagioclase during metamorphism, however, chlorite can pseudomorph pyroxene and be intercumulus to plagioclase.

Fe-Ti oxides are found as "intercumulus" grains throughout the Anorthosite Zone. They do not, however, constitute more than 25% by volume (Table 2). Ilmenite is the only oxide observed in the lower half of the zone, while




Figure 15. Photomicrograph of gabbroic anorthosite (74 AM95) displaying blasto-intercumulus actinolite (A) with clinzoisite (C) at the grain boundary with cumulus plagioclase (P). Crossed polars, width of field 6.5 mm.




Figure 16A. Photomicrograph of gabbroic anorthosite (74RA125) displaying granoblastic intercumulus actinolite (A) and cumulus plagioclase (P). Crossed polars, width of field 6.5 mm.




Figure 16B. Photomicrograph of gabbroic anorthosite (74AM147) displaying blastopoikilitic intercumulus actinolite (A) and cumulus plagioclase (P). Crossed polars, width of field 6.5 mm.

Table 4. Electroprobe Analyses of Amphiboles and Pyroxenes
from the Anorthosite Zone of the Opawica River Complex

An. No.	1	2	3	4	5
SiO ₂	42.2	53.4	50.0	54.9	47.3
Al ₂ O ₃	16.5	4.0	10.0	3.4	2.8
TiO ₂	1.0	0.0	0.0	0.0	0.8
FeO	13.5	11.4	13.8	8.2	11.1
MgO	10.8	15.2	12.5	16.8	14.8
CaO	11.8	12.9	11.3	14.5	19.3
Total	95.8	96.9	97.6	97.8	96.1

Analysis No.

1. Sample 74AM17, Actinolite (zΛ c=20, x = pale yellow, y = green, z = bluish green)
2. Sample 74AM95, Actinolite
3. Sample 74AM64, Actinolite (zΛ c=17, x = pale yellow, y = green, z = bluish green)
4. Sample 74AM95, Diopsidic augite
5. Sample 74RA 55, Diopsidic augite

See Appendix for analytical procedures.



Figure 17. Photomicrograph of a gabbro (74RA55). Clinopyroxene (CPX) that has been partially replaced by actinolite (A). Horizontal lines are exsolution lamellae of orthopyroxene. The diagonal lines are cleavage traces. Crossed polars, width of field 3 mm.




Figure 18. Photomicrograph of gabbroic anorthosite (74AM5). Blasto-intercumulus actinolite (A) with a border of chlorite (CH) at grain boundaries with cumulus plagioclase (P). Crossed polars, width of field 6.5 mm.

magnetite and ilmenite occur in the upper half. In reflected light, ilmenite is grey brown in color and strongly anisotropic while magnetite is grey in color and isotropic. Magnetite grains generally contain exsolution lamellae of ilmenite (Figure 19). Ilmenite also occurs as discrete grains. In some instances, magnetite is replaced by epidote and chlorite, but lamellae of ilmenite may still be identifiable (Figure 20).

Sphene and sericite are accessory minerals. Sericite is found associated with plagioclase. In some cases, the sericite may be paragonite since the rocks have very low concentrations of K_2O . Sphene commonly occurs as a fine dust in actinolite, and probably formed from the release of T_i in the reaction $\text{titanaugite} + H_2O = \text{actinolite} + \text{sphene}$. It is also found as a replacement product of ilmenite.

Gabbro-Ferropyroxenite Zone

The Gabbro-Ferropyroxenite Zone (Plate 2) is exposed only in La Ronde Township. Metagabbro, metaferropyroxenite, and metadiabase are the major rock types that constitute the zone. The rocks are generally finer grained than those of the Anorthosite Zone. The metaferropyroxenites resemble the enclosing metabasalts, however their lack of volcanic features and the abundance of finely disseminated magnetite distinguished them from the metabasalts. The gabbros are dark green and exhibit well developed cumulus textures (Figure 21). The metadiabases have a subophitic texture

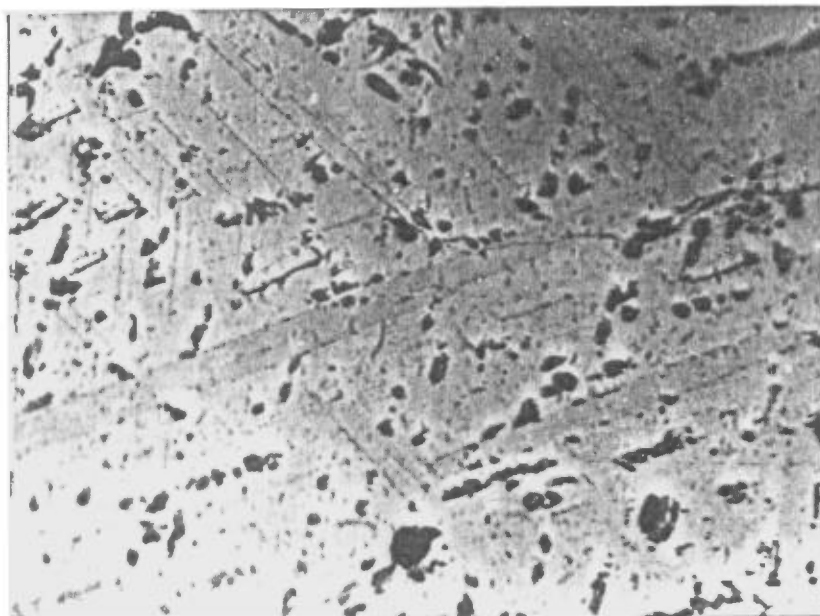


Figure 19. Reflected light photomicrograph of a gabbro (74RA55). Magnetite (M) grain with exsolved lamellae of ilmenite (I). The texture resulted from the oxidation of magnetite.




Figure 20. Photomicrograph of anorthositic gabbro (74AM195). Shown is an original grain of titaniferous magnetite that has been replaced by epidote (E), and chlorite (CH) leaving only the ilmenite (I) lamellae. Plain light, width of field 6.5 mm.

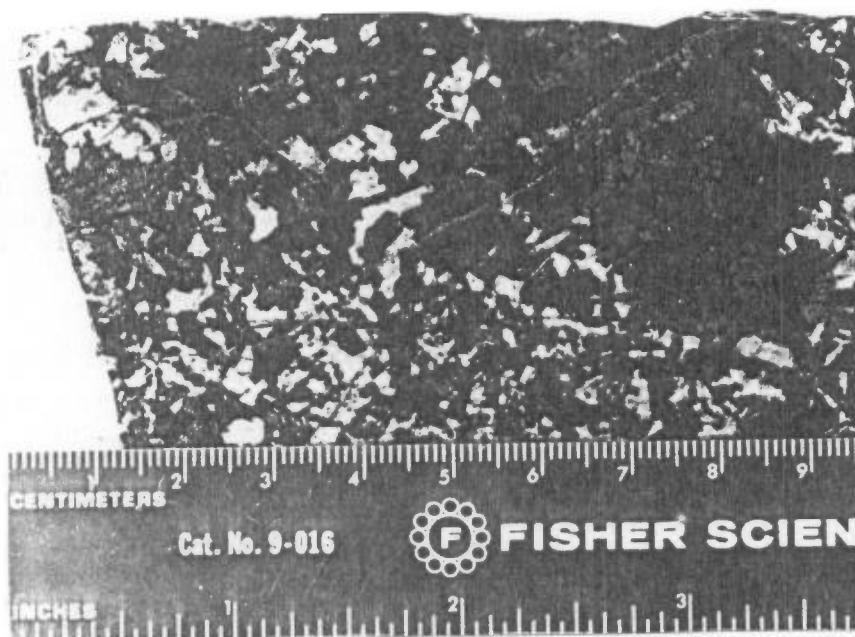


Figure 21. Polished slab of gabbro (74RA144) displaying cumulus texture. Note the intercumulus nature of the plagioclase (light) and the cumulus actinolite and pyroxene (dark).

and megacrysts of plagioclase (Figure 9) are common. Metamorphism appears to have produced more extensive recrystallization in rocks within the Gabbro-Ferroproxenite Zone than in those of the Anorthosite Zone.

Mineralogy

The principal minerals of the Gabbro-Ferroproxenite Zone are plagioclase, actinolite, clinzoisite-epidote, chlorite, and Fe-Ti oxides. Minor constituents are ferrohastingsite, clinopyroxene, and quartz.

Polysynthetically twinned plagioclase (An 69+) occurs in the gabbros both as cumulus and intercumulus grains. The plagioclase in the metaferroproxenites and diabases is generally saussuritized.

Metamorphic actinolite and ferroactinolite are present as pseudomorphs of primary clinopyroxene. These amphiboles vary in color from green to pale green to yellow (Analyses 1, 2, 3, Table 5).

Ferrohastingsite occurs associated with lamellae of ilmenite (Figure 22). This amphibole has a 2V of 10-40° and is strongly pleochroic: x = straw yellow, y = dark green, z = dark bluish green. It is thought that ferrohastingsite formed from the reaction: plagioclase + magnetite + augite + water = ferrohastingsite. Baskin (1975) reports ferrohastingsite from the Dore Lake Complex and writes a similar reaction: plagioclase + magnetite + ferroaugite = ferrohastingsite. Electron microprobe analysis of

Table 5. Electron Microprobe Analyses of Amphiboles and Pyroxenes from the Gabbro-Ferroproxenite Zone of the Opawica River Complex

An. No.	1	2	3	4	5	6
SiO ₂	44.8	47.2	56.6	40.6	51.9	51.2
TiO ₂					0.9	0.9
Al ₂ O ₃	12.8	10.2	1.4	10.8	2.7	2.5
FeO	21.0	21.0	13.2	23.8	10.4	10.0
MgO	6.6	9.0	15.2	7.5	13.8	13.0
CaO	11.6	11.6	13.9	9.4	21.6	21.6
K ₂ O				0.3		
Na ₂ O				1.3		
V ₂ O ₃				1.1		
Total	96.8	99.0	100.3	94.8	101.3	99.2

Analysis No.

1. Sample 74RA30, Ferroactinolite (zΛ c=19, x = yellow, y = green, z = blue green)
2. Sample 74RA30, Ferroactinolite
3. Sample 74RA144, Actinolite (zΛ c=17, x = pale green, y = yellow, z = bluish green)
4. Sample 74RA143, Ferrohastingsite (zΛ c=13, x = yellow, y = dark green, z = dark bluish green)
5. Sample 74RA144, Diopsidic augite (zΛ c=42)
6. Sample 74RA144, Diopsidic augite

See Appendix for analytical procedures.




Figure 22. Photomicrograph of gabbro (74RA143) showing ferrohastingsite (FH) replacing magnetite, but the lamellae of ilmenite still remains. Plain light, width of field 6.5 mm.

ferrohastingsite (Analysis 4, Table 5) reveals an appreciable amount of V_2O_3 . Magnetites from the Opawica River Complex contain considerable amounts of vanadium (Table 8) while pyroxenes contain no vanadium (Table 5). The vanadium content of the ferrohastingsite and its association with lamellae of ilmenite suggests that magnetite supplied much of the needed iron to form ferrohastingsite.

Chlorite is more strongly colored than chlorite from the Anorthosite Zone and varies from pale green to green. It has anomalous Berlin blue interference colors and is length fast.

Fe-Ti oxides occur as "intercumulus" grains with similar textural relations as described in the Anorthosite Zone. Ilmenite is grey brown and strongly anisotropic while magnetite is isotropic. Sphene occurs as an alteration of ilmenite (Figure 23).

Remnant primary clinopyroxene identified as augite was observed in one thin section. It occurs as cumulus grains that exhibit various stages of alteration to actinolite (Figure 24).

Cryptic Variations

Hess (1960) describes cryptic layering as ". . . the inconspicuous, and for the most part gradual change in composition of mineral phases upward in the intrusive." Plagioclase, clinopyroxene, magnetite, and ilmenite will be used to illustrate cryptic variations within the Opawica River Complex.

Table 6. Chemical Analyses of Rocks from the Gabbro-Ferroproxenite Zone

An. No.	1	2	3	4	5	6	7	8
SiO ₂	44.0	48.7	48.6	47.6	48.4	48.8	47.4	45.4
TiO ₂	1.52	1.04	2.25	1.49	0.23	2.10	0.88	1.10
Al ₂ O ₃	10.2	8.0	11.1	13.5	11.9	10.8	15.3	10.4
Fe ₂ O ₃	2.86	2.8	2.0	7.10	4.50	6.10	3.06	3.01
FeO	7.19	9.70	14.64	5.97	3.79	9.27	8.94	7.57
MnO	0.20	0.24	0.25	0.05	0.17	0.21	0.21	0.20
MgO	12.80	10.50	5.05	6.60	6.65	4.45	6.90	11.45
CaO	7.00	14.50	8.30	11.75	11.35	9.60	9.55	4.10
Na ₂ O	0.25	0.50	2.90	2.38	2.84	0.95	2.58	0.58
K ₂ O	0.04	0.42	0.20	0.31	0.07	0.01	0.49	0.15
Total	86.06	96.40	95.29	96.75	89.90	92.29	95.31	83.96

1. 74AM74, Metaferroproxenite
2. 74RA144, Gabbro
3. 74RA30, Metaferroproxenite
4. 74RA97, Metadiabase
5. 74RA134, Metadiabase
6. 74AM135, Metaferroproxenite
7. 74RA148, Metadiabase
8. 74RA50, Metaferroproxenite

See Appendix for analytical procedures.




Figure 23. Photomicrograph of a gabbro (74RA144). Sphene (S) has partially replaced lamellae of ilmenite (I) white carbonate (C), epidote (E), and ferrohastingsite (FH) have replaced magnetite. Crossed polars, width of field 3 mm.

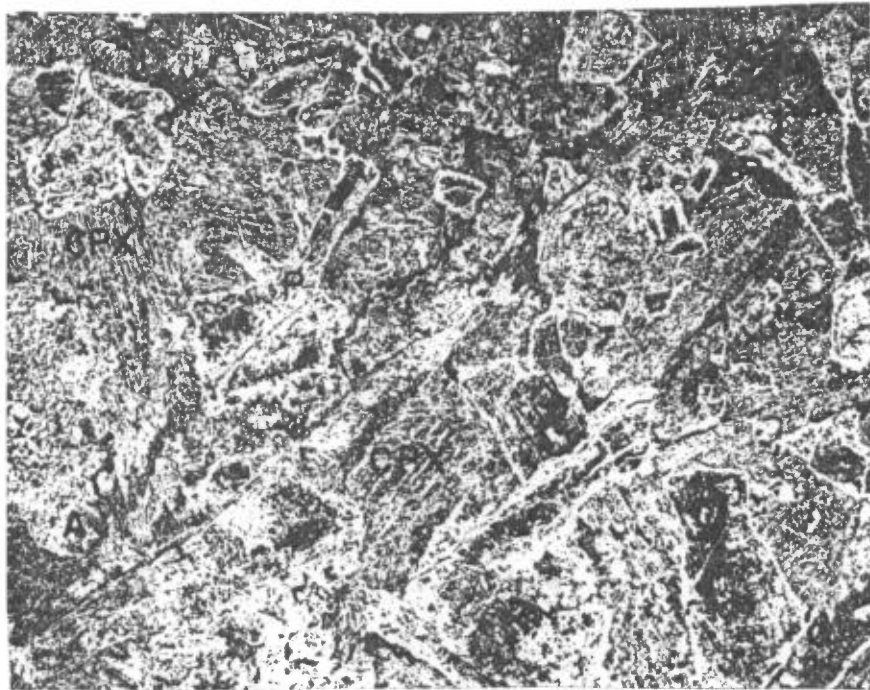


Figure 24. Negative representation of a thin section of 74RA144 a gabbro. Cumulus primary clinopyroxene (CPX) is partially replaced by actinolite (A). Plagioclase (P) is intercumulus.

Plagioclase

Plagioclase persists as a cumulus phase throughout the Anorthosite Zone and a portion of the Gabbro-Ferroproxenite Zone. While plagioclase (An 84-69+) at the top is more sodic than at the bottom, there is no clear trend. There does, however, appear that fluctuations in An content occurs with an increase in structural height (Figure 25). Hess (1960) attributes similar fluctuations in An content of plagioclase in the Stillwater Complex, Montana, to varied rates of crystal accumulation. On the other hand, Wadsworth (1961) attributes fluctuations on anorthite content to the replenishment of the magma chamber by parental magma. It is proposed that Hess's hypothesis best explains this phenomenon in the Opawica River Complex.

Clinopyroxene

Remnant primary intercumulus and cumulus clinopyroxene containing exsolved lamellae of orthopyroxene was identified from the Opawica River Complex. Pyroxenes from the Opawica River Complex (Tables 4 and 5) exhibit a slight iron enrichment trend (Figure 26), however, their most striking compositional variation is in calcium content. The trend is somewhat misleading because the exsolved orthopyroxene was not analyzed.

Fe-Ti Oxides

Three samples containing coexisting magnetite and ilmenite were chosen for analysis in order to illustrate any

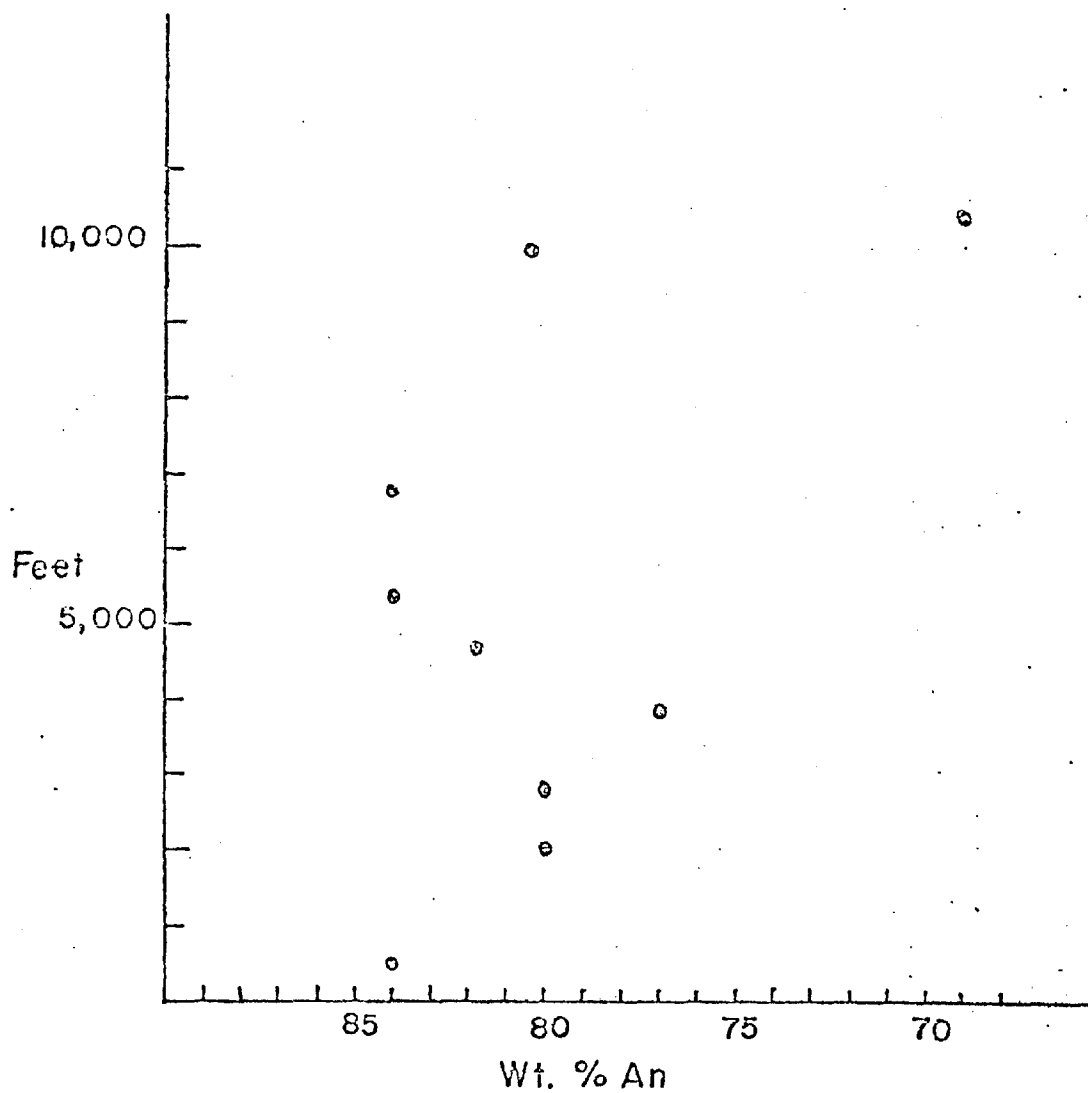


Figure 25. Anorthite content of plagioclase (determined optically) plotted against height above contact with the Opawica River Pluton.

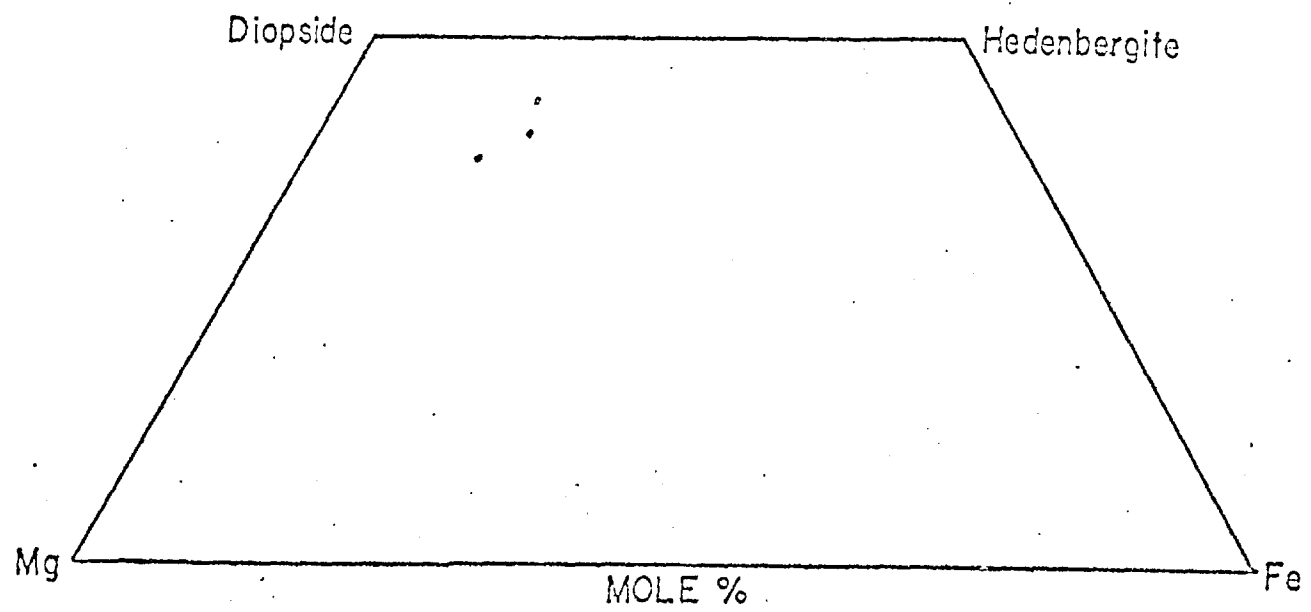


Figure 26. Plot of pyroxenes from the Opawica River Complex.

chemical variation exhibited by the minerals. The analyzed magnetite (Table 8) contained exolved ilmenite which were not included in the analysis.

In Figures 27 and 28 major and minor oxides are plotted against structural height above the level of intrusion of the Opawica River Pluton. Vanadium was discovered to have higher concentrations in the magnetites while the ilmenites had a higher concentration of manganese. A similar relationship exists between the magnetites and ilmenites of the Dore Lake Complex (Caty, 1970).

Geochemistry

One of the purposes of this study was to define the chemical characteristics of the Opawica River Complex. The preservation of original igneous structures and textures (Figures 6, 7, 8, 10, 11, 12, 13, and 14) and the similarity between original minerals and their metamorphic equivalents indicate that metamorphism was essentially isochemical; thus the bulk chemistry of the rocks was unaffected (Table 3). Since cumulate rocks do not represent liquid compositions, only gabbroic rocks were chosen to define the complex chemically.

Several chemical series are recognized in basaltic igneous rocks among these alkaline, calc-alkaline, and tholeiitic. The $(\text{Na}_2\text{O} + \text{K}_2\text{O})/\text{SiO}_2$ variation diagram of MacDonald and Katsura (1964) and Kuno (1965) can be used to distinguish the alkaline series from the calc-alkaline and

Table 7. Analyses of Magnetites from the Opawica River Complex, Dore Lake Complex, and Bushveld Complex

Total Fe as FeO	94.6	93.6	91.7	83.92	86.06	81.88	70.78	70.49	63.95
TiO ₂	nd	nd	nd	7.02	4.65	5.72	12.36	16.56	18.19
MnO	0.06	0.35	0.28	0.15	0.08	0.12	0.21	0.25	0.37
V ₂ O ₃	2.26	2.05	2.18	1.27	1.33	1.36	0.99	0.41	0.16
Total	96.88	96.03	94.17	92.36	92.12	89.08	84.34	87.71	82.67

1. 74AM92, Opawica River Complex (electron microprobe analysis)
2. 74RA55, Opawice River Complex (electron microprobe analysis)
3. 74AM83, Opawica River Complex (electron microprobe analysis)
4. 3005, Dore Lake Complex (modified from Caty, 1970, p. 102)
5. 3006, Dore Lake Complex (modified from Caty, 1970, p. 102)
6. 3007, Dore Lake Complex (modified from Caty, 1970, p. 102)
7. LG, Bushveld Complex (modified from Wager and Brown, 1967, p. 398)
8. MG, Bushveld Complex (modified from Wager and Brown, 1967, p. 398)
9. UG, Bushveld Complex (modified from Wager and Brown, 1967, p. 398)

nd - not determined

54-

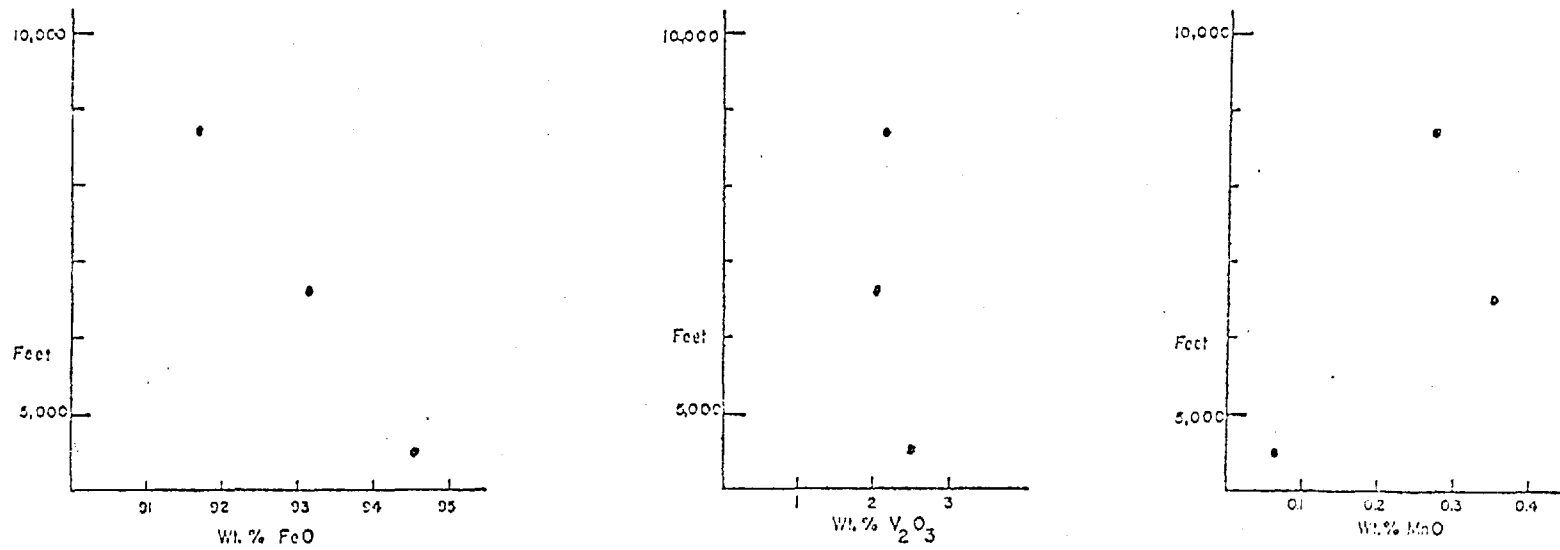


Figure 27. Oxide variation in magnetites from the Opawica River Complex plotted against structural height above the level of intrusion of the Opawica River Pluton.

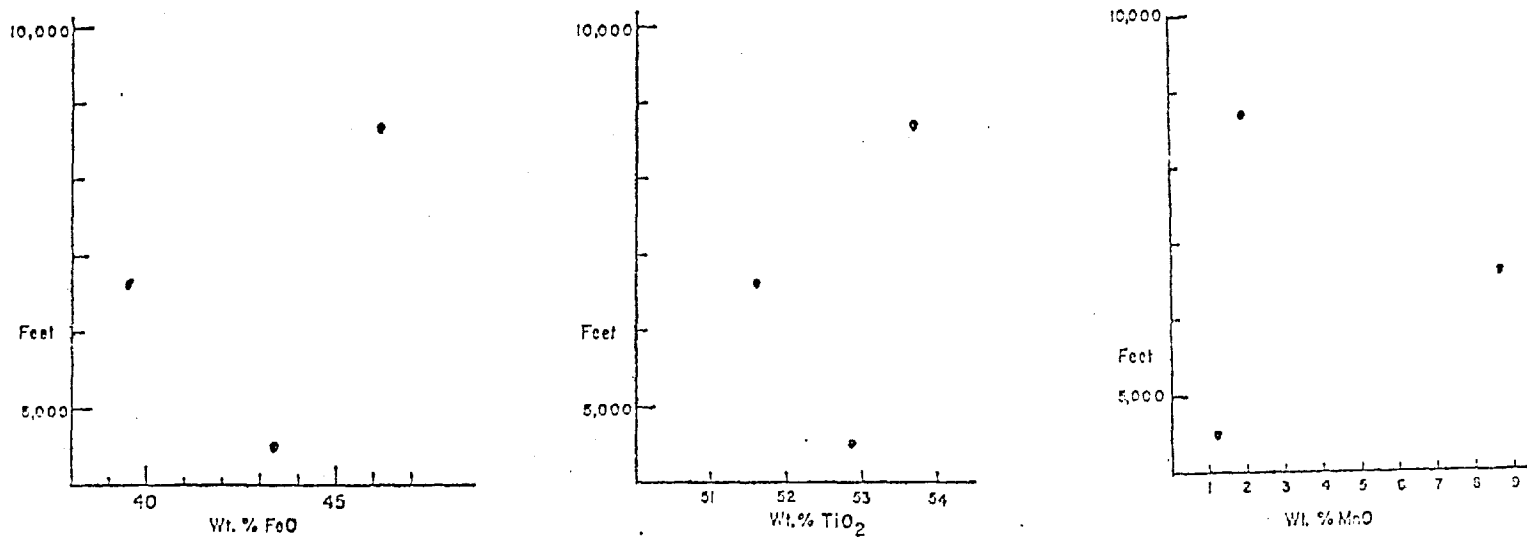


Figure 28. Oxide variation in ilmenites from the Opawica River Complex plotted against structural height above the level of intrusion of the Opawica River Pluton.

tholeiitic series. An AFM diagram can be used to distinguish the tholeiitic series from the calc-alkaline series. The calc-alkaline trend is marked by an alkali enrichment and lime impoverishment while the tholeiitic trend is marked by an iron enrichment as well as an alkali enrichment and lime impoverishment.

The gabbroic rocks of the Opawica River Complex have been plotted on the $(\text{Na}_2\text{O} + \text{K}_2\text{O})/\text{SiO}_2$ variation diagram (Figure 29). Most of the analyzed rocks are tholeiitic according to MacDonald and Katsura (1964), but many plot in the high alumina basalt field of Kuno (1965). Oliveira (1963) has described similar chemical characteristics for basalts and gabbros from Chibougamau, and used the $\text{SiO}_2\text{-Al}_2\text{O}_3\text{-(Na}_2\text{O} + \text{K}_2\text{O)}$ diagram to resolve this discrepancy. Rocks from the Opawica River Complex are plotted on the $\text{SiO}_2\text{-Al}_2\text{O}_3\text{-(Na}_2\text{O} + \text{K}_2\text{O)}$ variation diagram (Figure 30) and all fall within the tholeiitic field.

An AFM diagram was used to distinguish the calc-alkaline series from the tholeiitic series (Figure 31). The chemical variations observed for the rocks of the Opawica River Complex exhibit an iron enrichment trend, but no alkali enrichment. The absence of an alkali enrichment trend like the one exhibited by the Skaergaard Intrusion (Figure 32) can be explained by the absence of granophyric differentiates in the Opawica River Complex. Even though there is no alkali enrichment, the differentiation trend exhibited by the rocks of the Opawica River Complex has tholeiitic affinities.

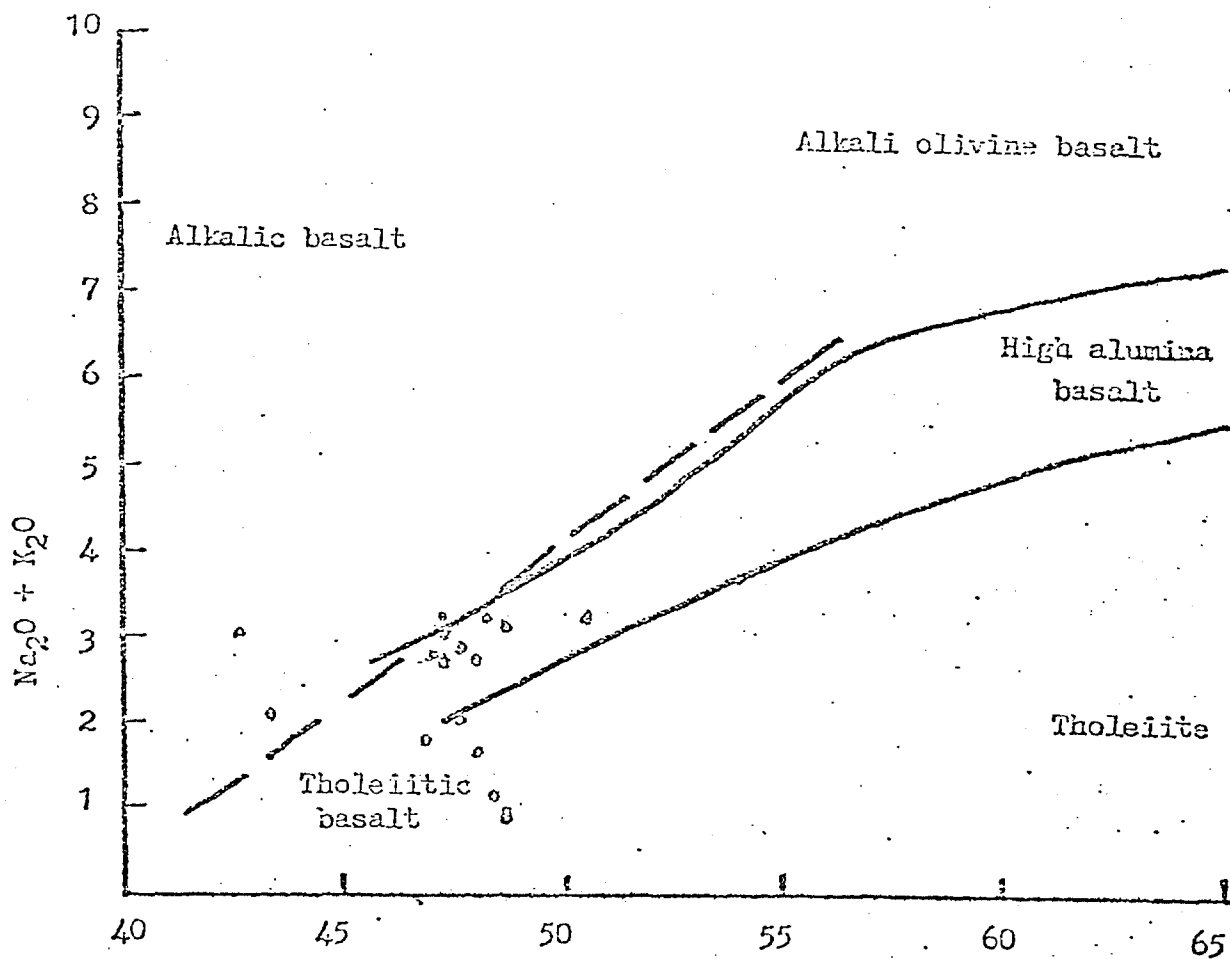


Figure 29. $(\text{Na}_2\text{O} + \text{K}_2\text{O})/\text{SiO}_2$ plot for gabbroic rocks of the Opawica River Complex. (* _____ after McDonald and Katsura, 1964), (_____ after Kuno, 1965).

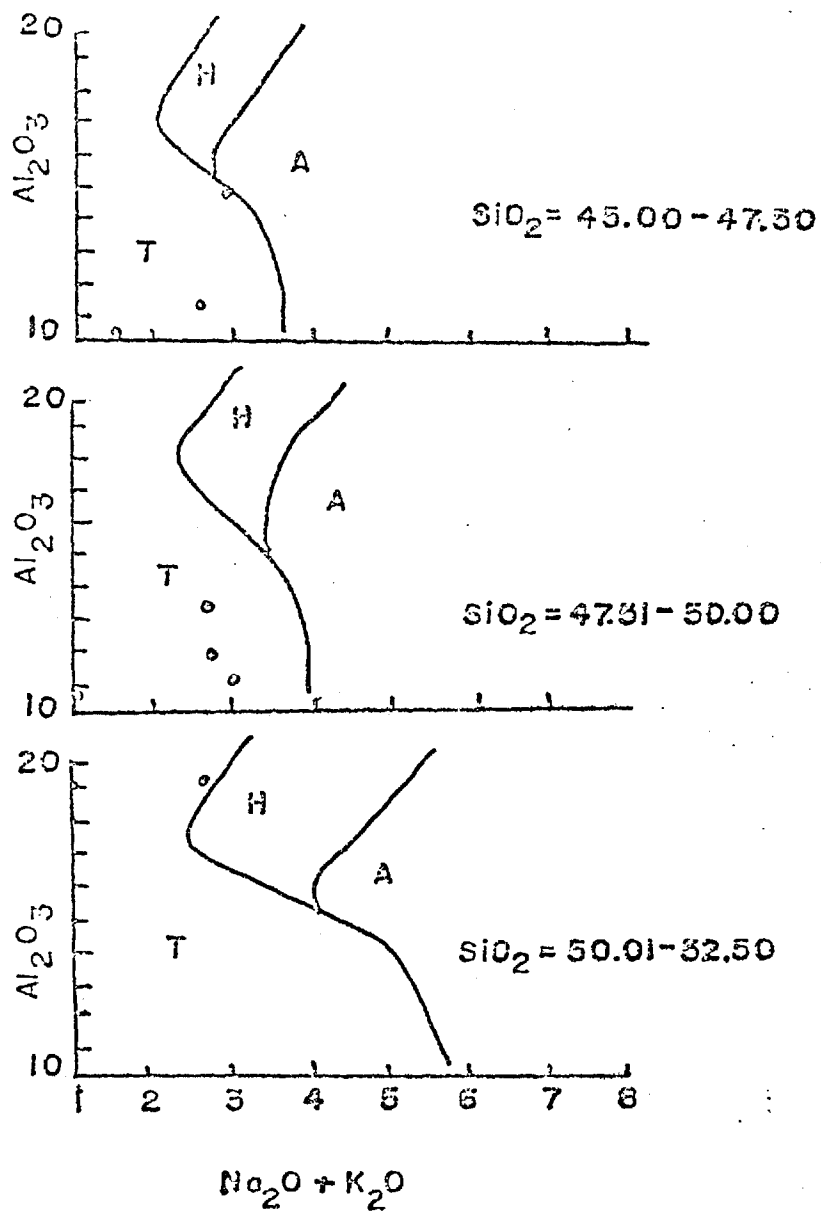


Figure 30. SiO_2 - Al_2O_3 - $Na_2O + K_2O$ variation diagram (Kuno, 1960) for gabbroic rocks of the Opawica River Complex (wt. %). T = Tholeiite, H = High alumina basalt, A = Alkali olivine basalt.

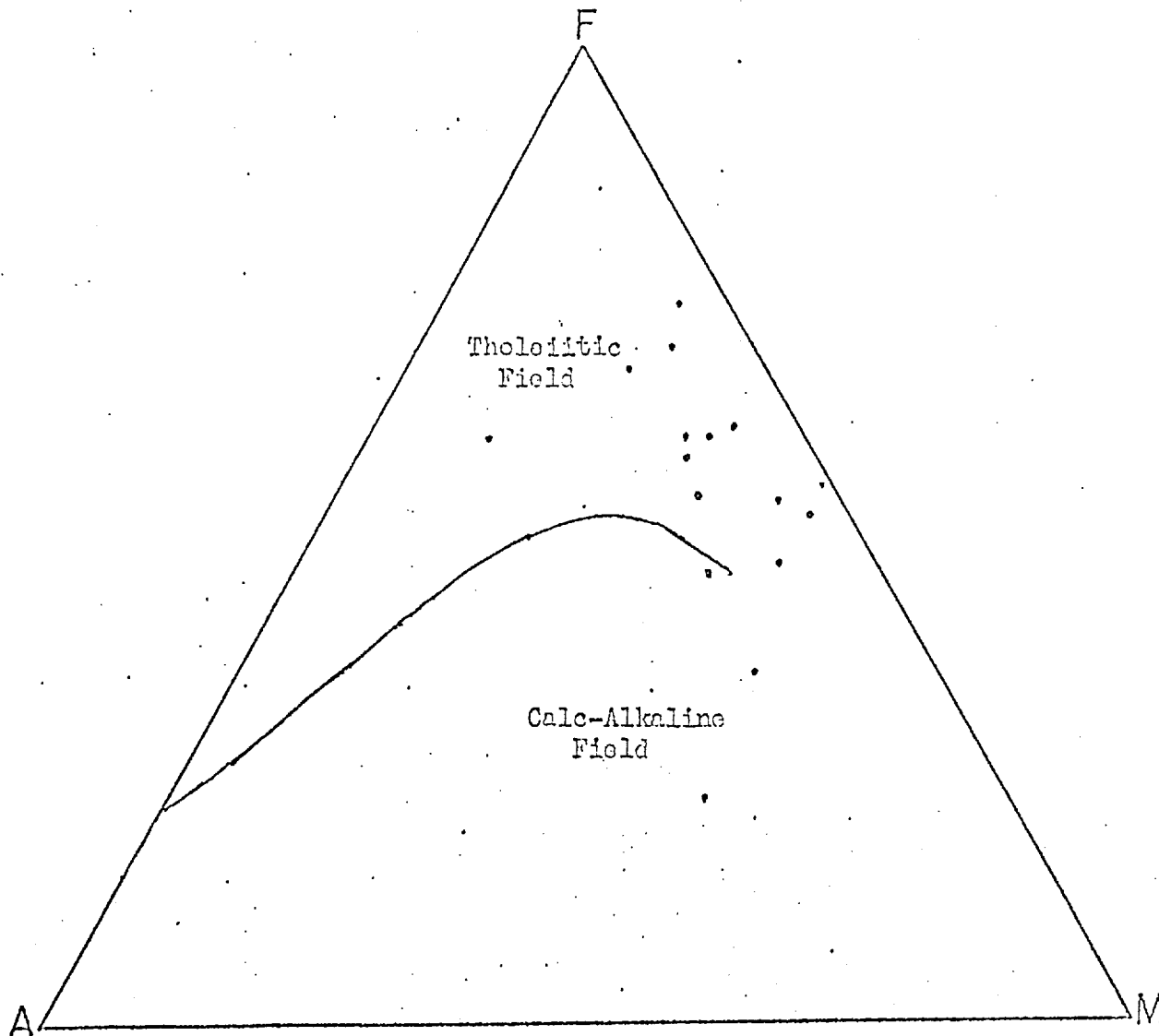


Figure 31. AFM diagram of the gabbroic rocks of the Opawica River Complex (wt. %).
 A = $\text{Na}_2\text{O} + \text{K}_2\text{O}$, F = $\text{Fe}_2\text{O}_3 + \text{FeO}$, M = MgO. Magma fields after Kuno,
 1959.

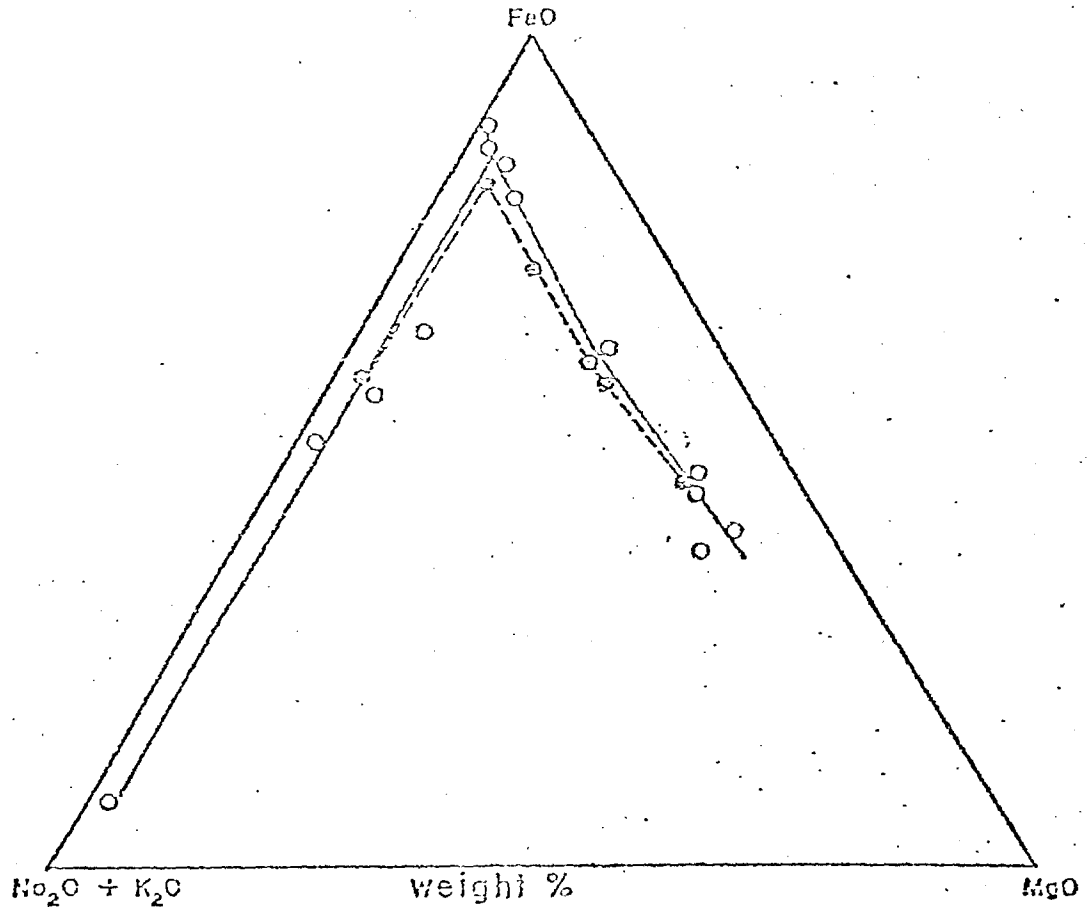


Figure 32. AFM diagram for the Skaergaard Complex after Wagner and Deer (1939).

Skaergaard Liquid
Skaergaard Rocks

Crystallization History and Evolution of the
Opawica River Complex

In order to design a model for the crystallization history of the Opawica River Complex, it is necessary to list significant characteristics of well studied layered mafic intrusions. Most layered complexes have very similar stratigraphic sequences (Figure 33). The stratigraphy can be simplified into four major zones or their equivalents (Allard, 1973): (1) an ultramafic zone, (2) anorthosite zone, (3) layered zone or gabbro zone, and (4) granophyre zone. Although in the Opawica River Complex only two of the zones are exposed, it is postulated that a granophyre zone existed and possibly an ultramafic zone.

The original form of the Opawica River Complex is believed to be that of a tilted sheet-like body (Figure 34). It is necessary for the intrusion to be tilted in order to explain the present outcrop pattern (Plates 1 and 2). A single intrusive pulse filled the magma chamber, and crystallization proceeded in a closed system with the original magma having tholeiitic affinities. If the diabasic rocks of the complex represent a chilled border phase, then the megacrysts of plagioclase suggest that the original magma was charged with plagioclase crystals. Assuming a density of 2.7 for the magma (Hess, 1960; Wager & Brown, 1967), it is likely that the plagioclase crystals would have remained suspended until they reached a size that would enable them to sink according to Stokes' Law. The cumulate nature of

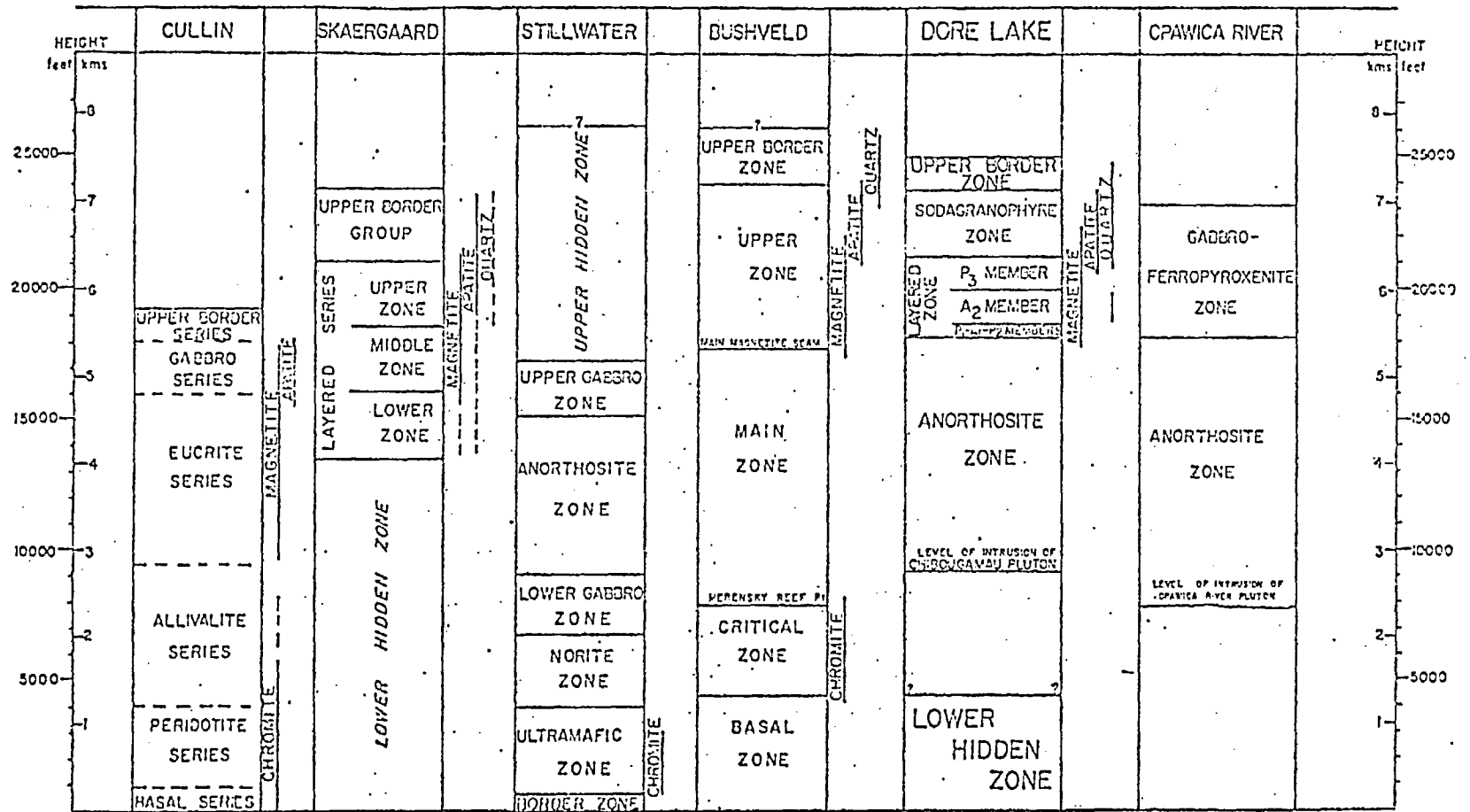


Figure 33. Comparison of the stratigraphy of the Opawica River Complex to other layered complexes. Modified from Allard, 1973.

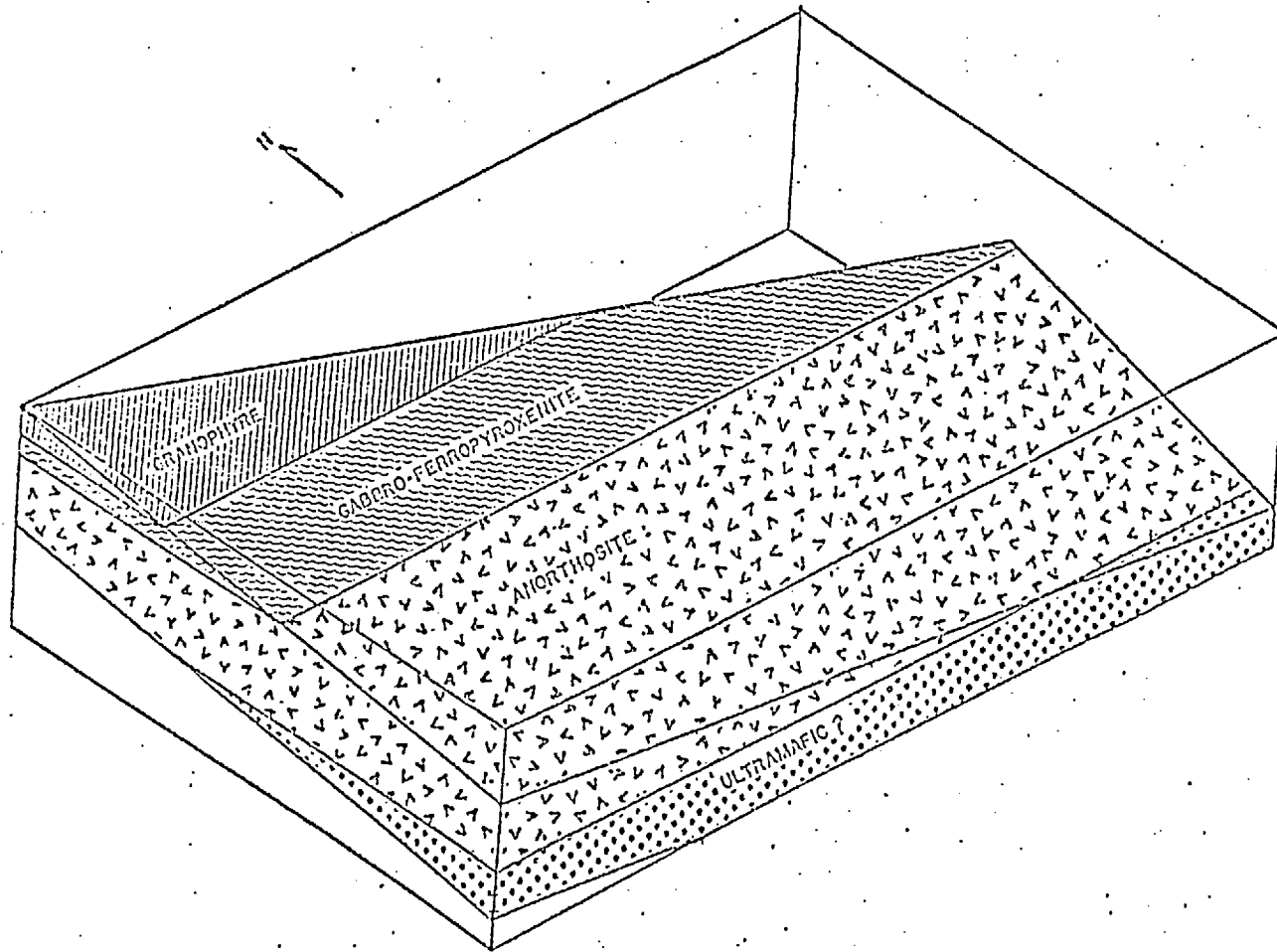


Figure 34. Sketch of the Opawica River Complex after crystallization. Sketch not drawn to scale.

the rocks and layering indicate that the complex formed by the accumulation of crystals on the floor of a magma chamber. The lack of a large layered zone suggests that convection currents of the type hypothesized for the Stillwater Complex (Hess, 1960) did not play an important role in the formation of the complex.

At the conclusion of crystallization, the complex is thought to have the stratigraphy seen in Figure 34 with the possible exception of the ultramafic zone. The existence of an ultramafic zone is necessary to explain the large volume of anorthositic rocks differentiating from a basaltic magma. However, if the original magma was that of a high alumina basalt having tholeiitic affinities, the existence of an extensive ultramafic zone would not be necessary. The complex was intruded by the Opawica River Pluton and folded into an east-west trending anticline (Figure 35). The granophyre zone was removed by erosion and the ultramafic zone if it does exist would be found below the Opawica River Pluton.

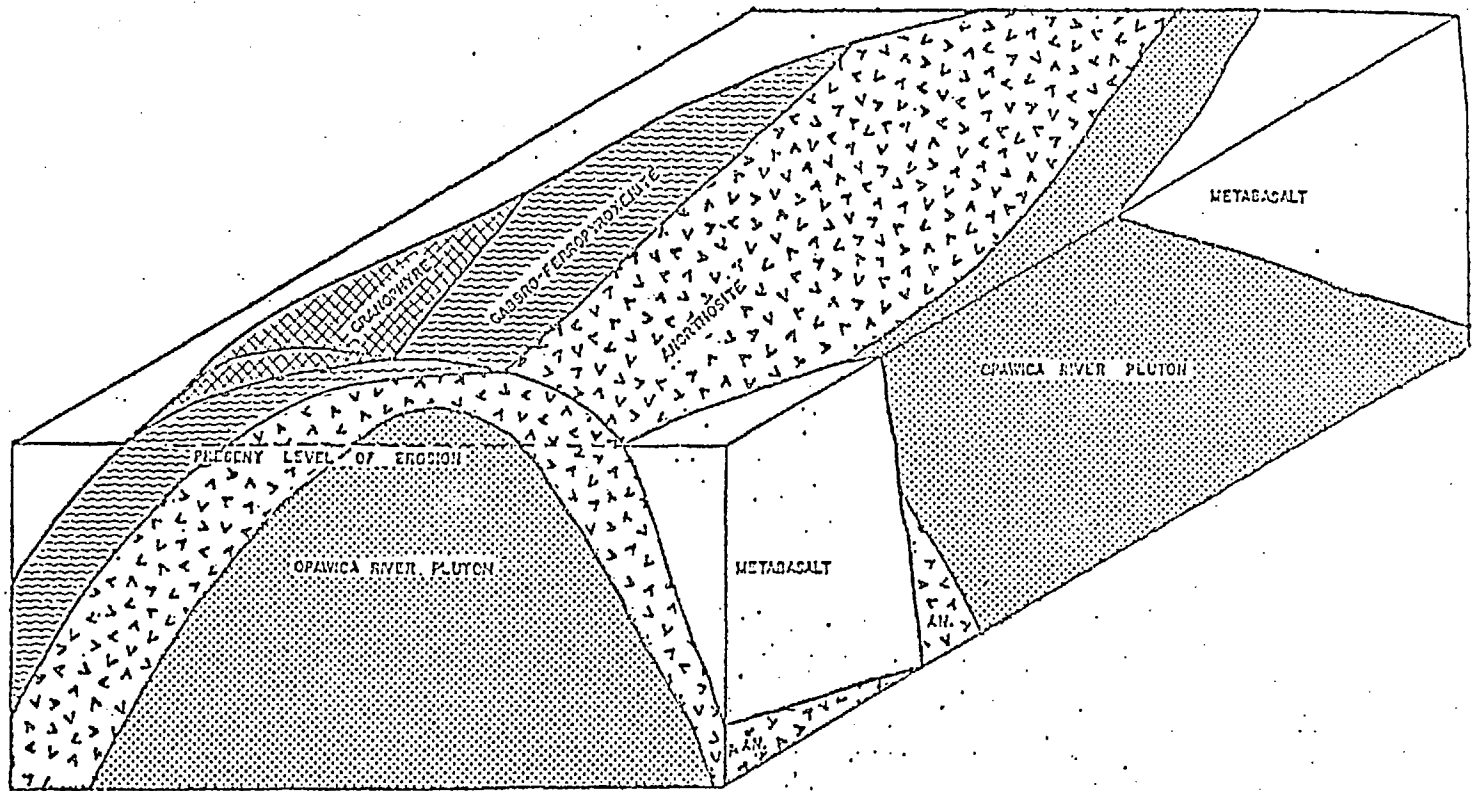


Figure 35. Sketch of the Opawica River Complex after folding but before erosion. Sketch not drawn to scale.

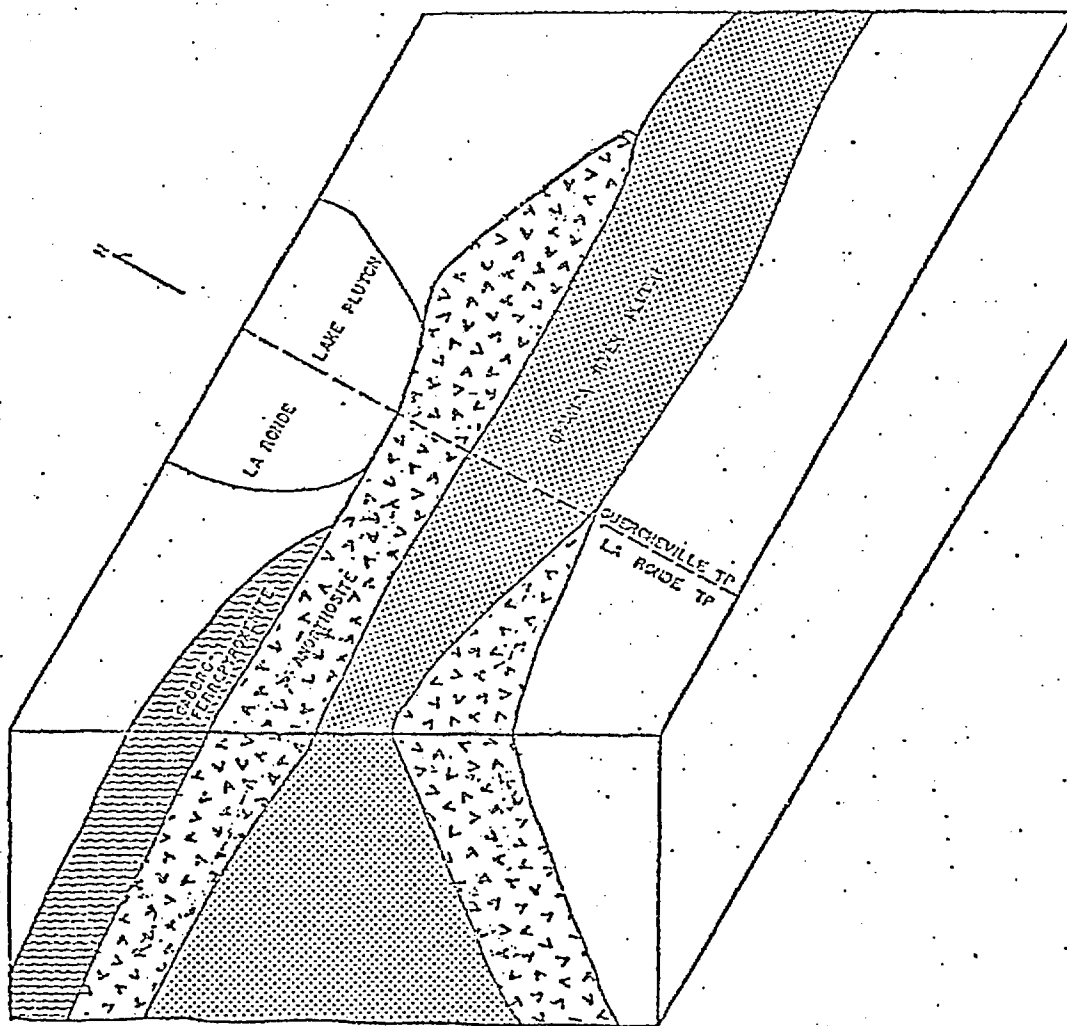


Figure 36. Sketch of the Opawica River Complex as it appears today. Sketch not drawn to scale.

CHAPTER IV

METAMORPHISM

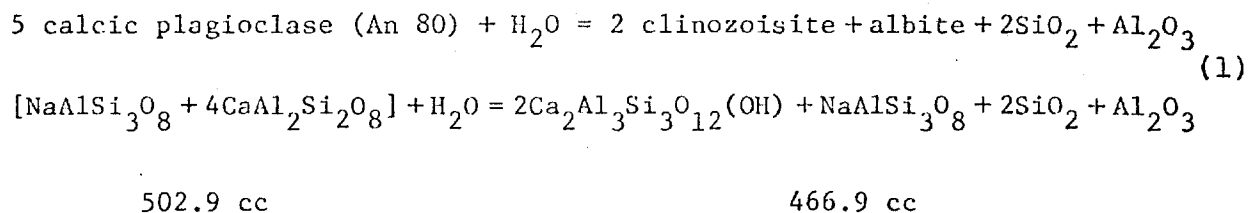
A single metamorphic event believed to be associated with the Kenoran Orogeny altered the rocks of the Opawica River Complex. Except for relict primary igneous minerals, typical greenschist mineral assemblages characterize the complex and related rocks. The most important primary igneous minerals of the complex were plagioclase, clinopyroxene, magnetite, and ilmenite. The mineral assemblage albite + actinolite + clinozoisite + chlorite in the rocks of the study area indicate regional metamorphism of the quartz-albite-muscovite-chlorite subfacies of the greenschist facies.

Turner (1968) and Winkler (1967, 1974) stress the importance of the catalytic action of water during metamorphism, without which "the metamorphism of basalts to amphibolites or chlorite-epidote greenschists would have been impossible" (Winkler, 1974). Original intercumulus minerals evidently acted as a channel for water and other volatiles during metamorphism. As a result, original intercumulus pyroxene altered to amphibole; calcic plagioclase remained stable except along grain boundaries with amphibole where zoisite and albite became the stable assemblage, and cumulus pyroxene remained stable except along grain boundaries with plagioclase where actinolite became the stable assemblage.

Such conditions may indicate either insufficient quantities of water available for more complete alteration of cumulus phases or insufficient porosity-permeability to allow the passage of water to the entire rock.

Plagioclase

Plagioclase is the most abundant cumulus mineral in the complex. Calcic plagioclase (An 84-69+) has for the most part survived metamorphism. As described above, where water was available in sufficient quantities calcic plagioclase altered to an aggregate of clinozoisite and/or epidote and albite. The following reaction describes the transformation:



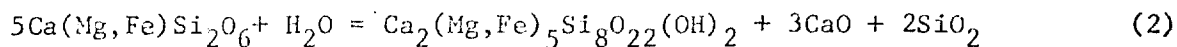
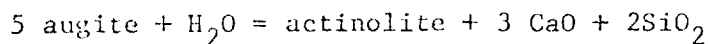
Petrographic evidence indicates that the excess alumina reacts with augite to form chlorite, which when present is found at grain boundaries between plagioclase and actinolite (Figure 36).

Pyroxene

Augite is the only original mafic silicate mineral identified from the Opawica River Complex. Originally, it was present throughout the complex as an intercumulus phase

and a cumulus phase in the Gabbro-Ferroproxenite Zone.

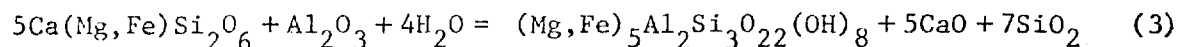
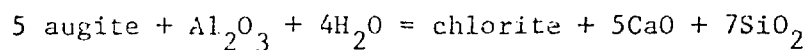
Subsequently, augite was altered to actinolite and chlorite:



392.47 cc

406.13 cc

There is petrographic evidence that chlorite formed from the alteration of augite with the addition of alumina. The formation of chlorite can be described by the following reaction:



417.96 cc

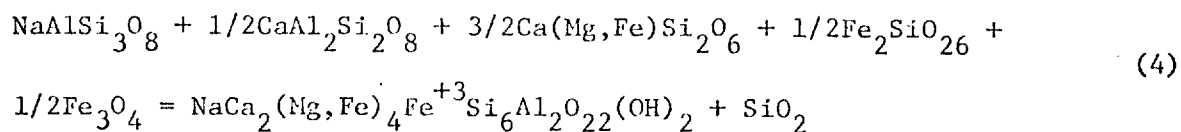
542.14 cc

The excess silica and lime produced by the above reaction is available for the formation of sphene from ilmenite (reaction 6).

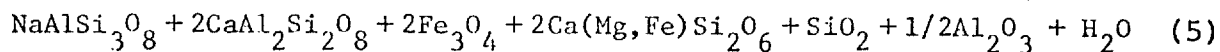
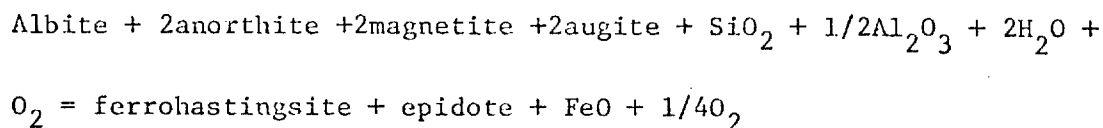
Magnetite

In the Opawica River Complex magnetite is present only as an "intercumulus" phase. Petrographic and chemical evidence indicate that magnetite was an important reactant in the formation of ferrohastingsite and ^depitode^t. Ferrohastingsite evidently replaced magnetite leaving lamellae oriented parallel to the magnetite (111) direction (Figure 22). Baskin (1975) reports ferrohastingsite from the Dore

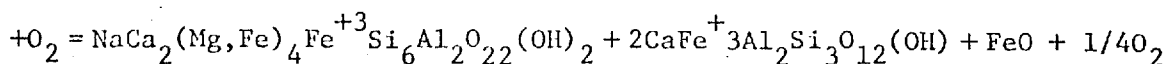
Lake Complex, Chibougamau, and proposes the following reaction:



An alternate reaction, perhaps better suited to the formation of ferrohastingsite in the Opawica River Complex follows:



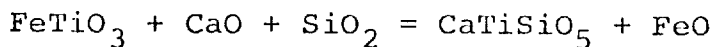
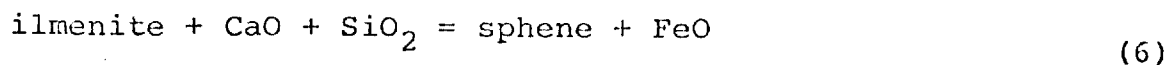
572.78 cc



567.45 cc

Ilmenite

Ilmenite occurs as an "intercumulus" phase and, as previously discussed, as lamellae parallel to the (111) direction in magnetite. Sphene is observed as an alteration of ilmenite (Figure 23). The following reaction is proposed to explain the formation of sphene in the complex:



72.31 cc

68.02 cc

Discussion

Winkler (1974) states that metamorphism is essentially an isochemical process. The preservation of original igneous structures and textures (Figures 6, 8, 10, 11, 12) in the rocks of the Opawica River Complex support this hypothesis, but these observations alone are not sufficient criteria to support isochemical metamorphism. Turner (1948) states neither bulk composition nor specific gravity of the rock remains constant during metasomatic metamorphism. Table 8 compares specific gravity of rocks from the Bushveld Complex and Stillwater Complex to those of the Opawica River Complex. These comparisons indicate that the specific gravity of rocks from the Opawica River Complex are basically unaffected by metamorphism. Postulated metamorphic reactions can be used as a criteria for isochemical metamorphism. In the written reactions for observed mineral assemblages in the Opawica River Complex the addition of components from outside the system is not necessary (reactions 1, 2, 3, 5, and 6).

Preservation of original igneous textures and structures, minor changes in specific gravity of the rocks and postulated metamorphic reactions suggest that metamorphism was essentially isochemical and isovolumetric with any migration of elements limited to a few millimeters.

Table 8. Comparison of Specific Gravities of Rocks from the Opawica River Complex, Bushveld Complex, and Skaergaard Intrusion.

1	2	3	4	5	6	7	8	9	10	11	12	13
2.78	2.85	2.83	2.79	3.03	3.03	2.79	2.74	2.73	2.79	2.92	2.98	2.95

1. 74RA124 Gabbroic Anorthosite, Opawica River Complex
2. 74AM17 Gabbroic Anorthosite, Opawica River Complex
3. 73BM39A Gabbroic Anorthosite, Opawica River Complex
4. 73BM167 Gabbroic Anorthosite, Opawica River Complex
5. 74RA148 Metadiabase, Opawica River Complex
6. 74RA134 Metadiabase, Opawica River Complex
7. Anorthosite, Bushveld Complex Analysis I, p. 104, Analyses of Rocks, Minerals, Ores, Coal, Soil, and Waters from South Africa, Mem. Geol. Surv. S. Afr., 32, 876 pp.
8. Anorthosite, Bushveld Complex, Analysis II, p. 104, same reference as 7.
9. Anorthosite, Bushveld Complex, Analysis III, p. 104, same reference as 7.
10. Anorthosite, Bushveld Complex, Analysis IV, p. 104, same reference as 7.
11. Anorthositic norite, Bushveld Complex, Analysis VI, p. 104, same reference as 7.
12. Chilled Marginal Gabbro, Skaergaard Intrusion, Analysis XII, fold out after p. 335, Wager, L. R., and Deer, W. A. Geological Investigations in East Greenland, Pt. III. The Petrology of the Skaergaard Intrusion, Kangerdlugssuaq, East Greenland, Medd. om Gronland, 105, No. 4, 352 pp.
13. Chilled Marginal Gabbro, Skaergaard Intrusion, Analysis XIII, same reference as 12.

CHAPTER V

ECONOMIC GEOLOGY

Exploration for base metal sulfide deposits of Archean to Tertiary age has become more sophisticated since the volcanogenic nature of many of these base metal deposits was recognized. Volcanogenic massive sulfide deposits have many similarities (Sangster, 1972). However, these are not the only important type deposits found in the Archean rocks of the Canadian Shield. Exploration in Archean rocks of the Canadian Shield should be directed toward mineral deposits having a magmatic origin with special attention given to ultramafic rocks and layered intrusions as well as toward the volcanogenic type deposits.

Magmatic Ore Deposits

Oxide and sulfide mineralization is known to occur as horizons in layered complexes. Chromite, vanadiferous magnetite, and sulfides of the platinum group minerals, copper and nickel, are found associated with layered complexes. Chromite and sulfide horizons are associated with mafic to ultramafic rocks (Cameron & Desborough, 1969, Bichan, 1969, Cousins, 1969, and Souch & Podalsky et al., 1969). Because these minerals occur at the same stratigraphic

horizons, exploration should be directed to ultramafic rocks associated with layered complexes. In the Opawica River Complex there is no exposed ultramafic zone. If an ultramafic zone exists, it would probably be located below the Opawica River Pluton. Vanadiferous magnetite is being mined from the Bushveld Complex. Magnetites from the Opawica River Complex have very similar chemistry to magnetites from the Bushveld Complex and Dore Lake Complex (Table 8). The magnetites occur in the Gabbro-Ferropyrroxenite Zone and are defined by a magnetic high. In the lithologies studied, magnetite comprised less than 25% of the rock by volume. The large amounts of glacial drift could, however, mask concentrations of magnetite similar to those in the Bushveld Complex. Hence, more work is necessary in order to determine if economic concentrations of magnetite are present.

Volcanogenic Ore Deposits

Syngenetic deposits are generally associated with a volcanic sequence tens of thousands of feet thick (Goodwin, 1968). The volcanic complex can be divided into three main portions: the lowermost part consists of pillowed and vesiculated flows generally of basaltic composition, the second part consists of flows, flow breccias, and tuffs mostly of andesitic composition, and the upper most portion consists of flows and pyroclastics of dacitic to rhyolitic composition (Sangster, 1972). Another characteristic of these deposits is that the volcanic pile has been intruded

by rocks of varying compositions. Acid intrusions are the most common rock types associated with the volcanic pile (Sangster, 1972). However, the Chibougamau and Matagami areas are two notable exceptions in that they have layered intrusions in the volcanic core, as does the Opawica River area. These layered intrusions could represent volcanic centers. If there is a link between mineralization and layered intrusions, the volcanic rocks in La Ronciere, Guercheville, Gand, and Lesperance Townships should be considered as exploration targets for volcanogenic ore deposits. Within the Opawica River Complex, as in the Dore Lake Complex, mineralized shear zones could be expected to occur in the Anorthosite Zone, but no areas of intense alteration have been observed. However, one must remember that approximately 99% of the area is drift covered.

CHAPTER VI

SUMMARY

The Opawica River Complex is an Archean layered intrusion. It intruded discordantly volcanic rocks of the Matagami-Chibougamau Greenstone Belt. The volcanics and Opawica River Complex were intruded by the Opawica River Pluton, consisting mostly of biotite trondhjemite, and folded into an east-west trending anticline during the Kenoran Orogeny. The La Ronde Lake Pluton, a post-kinematic zoned granitic pluton, has intruded the Opawica River Complex and volcanics. The complex and enclosing volcanics have for the most part been metamorphosed to the quartz-albite-muscovite-chlorite subfacies of the greenschist facies. Original igneous structures and textures have been well preserved.

The Opawica River Complex is divided into two zones: Anorthosite Zone and the gabbro-Ferropyroxenite Zone. Due to the tilted nature of the original magma chamber and folding the Gabbro-Ferropyroxenite Zone is not continuous over the entire outcrop length of the complex.

The rocks are marked by an enrichment on FeO and depletion of MgO. The rocks are characterized by a high ratio of $\text{Na}_2\text{O} : \text{K}_2\text{O}$. The Opawica River Complex is the result of

fractional crystallization of a basaltic magma having tholeiitic affinities.

Similarities in geology with the Chibougamau and Matagami areas make the Opawica River-La Ronde Lake region an excellent exploration target for volcanogenic sulfide deposits. Also, one might expect to find magmatic ore deposits within the Opawica River Complex since layered complexes are known to contain deposits of this type.

REFERENCES

REFERENCES CITES

- Allard, G. O., 1973, Some speculations regarding the lower hidden zone of the Dore Lake Complex and its potential mineral resources: G. S. A. Bull. vol. 84, No. 2, pp. 717-724.
- Baskin, G. D., 1975, The petrology of a portion of the north limb of the Dore Lake Complex, Chibougamau, Quebec, Canada: Unpublished Master's Thesis, Dept. of Geology, Univ. of Georgia, 167 p.
- Bichan, R., 1969, Chromite seams in the Hartley Complex of the Great Dyke of Rhodesia: In Magmatic Ore Deposits, A symposium, H. D. B. Wilson, Ed., Monograph 4, Econ. Geology, pp. 95-113.
- Bowen, N. L., and Tuttle, O. F., 1950, The system $\text{NaAlSi}_3\text{O}_8 - \text{KAlSi}_3\text{O}_8 - \text{H}_2\text{O}$: Jour. Geol., 58, 489-511.
- Buddington, A. F., 1959, Granite emplacement with special reference to North America: G. S. A. Bull., vol. 70, pp. 671-747.
- Buddington, A. F., and Lindsley, D. H., 1964, Iron-titanium oxide minerals and synthetic equivalents: Jour. Pet., vol. 5, 310-357.
- Cameron, E. N., 1969, Postcumulus changes in the Eastern Bushveld Complex: Am. Min. vol. 54, pp. 754-779.
- Cameron, E. N., and Desborough, G. A., 1969, Occurrence and characteristics of chromite deposits-Eastern Bushveld Complex: In Magmatic Ore Deposits, A symposium, H. D. B. Wilson, Ed., Monograph 4, Econ. Geol. pp. 23-40.
- Carmen, M. F., Jr., Cameron, M., Gunn, B., Cameron, K. L. and Butler, J. C., 1975, Petrology of the Rattlesnake Mountain Sill, Big Bend National Park, Texas: G. S. A. Bull., vol. 86, pp. 177-193.
- Caty, J. L., 1970, Petrographie et petrologie du flanc sud-est du complexe du Lac Dore: Unpublished Master's Thesis, Dept. of Geology, Univ. of Montreal, 227 p.
- Cousins, C. A., 1969, The Merensky Reef of the Bushveld Igneous Complex: In Magmatic Ore Deposits, A symposium, H. D. B. Wilson, Ed., Monograph 4, Econ. Geol., pp. 239-251.

- Dallmeyer, R. D., Maybin, A. H., and Durocher, M. E., 1975, Timing of Kenoran metamorphism, Eastern Abitibi Greenstone Belt: *Can. Jour. of Earth Science*, In press.
- Deer, W. A., Howie, R. A., and Zussman, J. 1966, An introduction to the rock forming minerals: John Wiley and Sons, Inc., New York, 528 p.
- Duquette, Gilles, 1972, The Chibougamau-Chapais Greenstone Belt: *In* Guidebook, Field Excursion A41-C41, Precambrian Geology and Mineral Deposits of the Noranda-Val d'Or and Matagami-Chibougamau Greenstone Belts, Quebec, Gilles O. Allard, Ed., 24th International Geological Congress, pp. 51-70.
- Goodwin, A. M., 1968, Archean protocontinental growth and early crustal history of the Canadian Shield: 23rd International Geological Congress, vol. 1, pp. 69-89.
- Hall, A. L., 1938, Analyses of rocks, minerals, ores, coal, soil, and waters from South Africa: *Mem. Geol. Surv. S. Afr.*, 32, 876 p.
- Hess, H. H., 1960, Stillwater Igneous Complex, Montana: *Memoir Geol. Soc. Amer.*, vol. 80, 230 p.
- Hutchinson, R. W., 1973, Volcanogenic sulfide deposits and their metallogenic significance: *Econ. Geol.*, vol. 68, no. 8, pp. 1238-1246.
- Irvine, T. N., and Smith, C. H., 1969, Primary oxide minerals in the Layered Series of the Muskox Intrusion: *In* Magmatic Ore Deposits, A symposium H. D. B. Wilson, Ed., Monograph 4, *Econ. Geol.* pp. 76-94.
- Jackson, E. D., 1961, Primary textures and mineral associations in the ultramafic zone of the Stillwater Complex, Montana: *U. S. G. S. Prof. Paper* 358 p.
- Jackson, E. D., 1969, Chemical variations in coexisting chromite and olivine in Chromitite Zones of the Stillwater Complex: *In* Magmatic Ore Deposits, A symposium, H. D. B. Wilson, Ed., Monograph 4 *Econ. Geol.* pp. 41-71.
- Jeffery, P. J., 1970, Chemical methods of rock analysis: Pergamon Press, 507 p.
- Kerr, P. F., 1959, Optical mineralogy: McGraw-Hill, New York, 442 p.
- Kuno, H., 1959, Origin of Cenozoic petrographic provinces of Japan and surrounding area: *Bull. Volcanologique*, Series II, vol. 20, pp. 37-76.

- Kuno, H., 1960, High-alumina basalt: Jour. Pet., vol. 1, pp. 121-145.
- Kuno, H., 1965, Fractionation trends of basalt magmas in lava flows: Jour. Pet., vol. 6, pp. 302-321.
- Luth, W. C., Jahns, R. H., and Tuttle, O. F., 1964, The granite system at pressures of 4 to 10 kilobars: Jour. Geophys. Research, vol. 69, pp. 759-773.
- MacDonald, G. A., and Katsura, T., 1964, Chemical compositions of Hawaiian lavas: Jour. Pet., vol. 5, pp. 82-123.
- Medlin, J. H., Suhr, N. H., and Bodkin, J. B., 1969, Atomic Absorption Newsletter, vol. 8, no. 2.
- Moorhouse, W. W., 1959, The study of rocks in thin section: Harper and Row Publishers, New York, 514 p.
- Oliveira, J. A. L., 1973, The petrology of the Chibougamau Greenstone Belt volcanics: Unpublished Master's Thesis, Dept. of Geology, Univ. of Georgia, 96 p.
- Remick, J. H., 1957, Geology of the Guercheville-Lapparent area: Quebec Dept. of Nat. Res. Prelim. Rept. no. 343, 11 p.
- Sangster, D. F., 1972, Precambrian volcanogenic massive sulphide deposits: A review: Geol. Surv. Can., Paper 72-22, 36 p.
- Shaw, G., 1940, Lewis Lake, Abitibi Territory, Quebec: Geol. Surv. Canada Map 555A.
- Souch, B. E., and Podolsky, T., and Geological Staff, 1969, The sulfide ores of Sudbury: Their particular relationship to a distinctive inclusion-bearing facies of the Nickel Irruptive: In Magmatic Ore Deposits, A symposium, H. D. B. Wilson, Ed., Monograph 4, Econ. Geol. pp. 252-261.
- Steiner, J. C., Jahns, R. H., and Luth, W. C., 1975, Crystallization of alkali feldspar and quartz in the haplogranite system $\text{NaAlSi}_3\text{O}_8$ - KAlSi_3O_8 - SiO_2 - H_2O at 4 kilobars: G. S. A. Bull. vol. 86, pp. 84-98.
- Stockwell, C. H., 1964, Age determinations and geological studies: Geol. Surv. of Canada, Paper 64-17, part 2, pp. 1-19.
- Turner, F. J., 1948, Mineralogical and structural evolution of the metamorphic rocks: Memoir 30, Geol. Soc. Am., 342 p.

- Turner, F. J., 1968, *Metamorphic Petrology*: McGraw-Hill Book Co., New York, 403 p.
- Turner, F. J. and Verhoogen, J., 1960, *Igneous and Metamorphic petrology*: McGraw-Hill Book Co., New York, 6904 p.
- Wadsworth, W. J., 1961 The ultrabasic rocks of southwest Rhum: *Phil. Trans. Rot. Soc. Lond. Ser. B*, 244, pp. 21-64.
- Wager, L. R., and Brown, G. M., 1967, *Layered igneous rocks*: San Francisco, W. H. Freeman and Co., 588 p.
- Wager, L. R., and Deer, W. A., 1939, *Geological Investigations in East Greenland, Pt. III. The petrology of the Skaergaard Intrusion, Kangerdlugssuaq, East Greenland. Med. om Gronland*, 105, No. 4, 352 p.
- Willemse, J., 1969, The vanadiferous magnetic iron ore of the Bushveld Igneous Complex: In *Magmatic Ore Deposits, A symposium*, H. D. B. Wilson, Ed., Monograph 4, *Econ. Geol.* pp. 187-208.
- Williams H., Turner, F. J., and Gilbert, C. M., 1954, *Petrography*: San Francisco, W. H. Freeman and Co., Inc., 406 p.
- Winkler, H. G. F., 1967, *Petrogenesis of metamorphic rocks*: Springer-Verlag, New York Inc., New York 237 p.
- Winkler, H. G. F., 1974, *Petrogenesis of metamorphic rocks, Third Ed.*: Springer-Verlag, New York Inc., New York, 320 p.

APPENDIX I
Laboratory Procedures

APPENDIX I

LABORATORY PROCEDURES

Petrographic and Mineralogical Techniques

Several laboratory techniques were utilized to obtain petrographic and mineralogical data. Thin sections from approximately 100 rock samples were studied using a Zeiss petrographic microscope. Plagioclase compositions were determined with the microscope using F. C. Calkins' curves for sections perpendicular to X. Immersion oils and Tsuboi's curves for refractive indices of cleavage fragments (Kerr, 1959) were used on plagioclases from the Opawica River Complex.

Analyses of selected mineral specimens were obtained using a Materials Analysis Company 400S Electron Microanalyzer. Analyses were made on polished sections and polished thin sections which had been coated with a 250^oÅ carbon film using a Varian vacuum evaporator. An operating voltage of 15KV and a sample current of 0.05 microamps were used. An average of five spots on each sample were analyzed using twenty second counts and a beam diameter of five microns. Only background and drift corrections were made since standards were selected to be very similar to the unknowns.

Semi-quantitative analyses of all major elements for actinolites were obtained using a Canberra energy dispersive detection system composed of a lithium-drifted silicon crystal, and a broad-spectrum, multichannel analyzer. X-ray emission spectrographs were made for unknown and natural mineral standards. Data were collected in 100 second counts. Peak heights of all major elements in the standards were graphically plotted and a line of calibration drawn between corresponding elements of standards. Observed peak heights of elements in the unknowns were compared with this calibration to obtain oxide percentages.

Whole Rock Chemical Techniques

Major elements except sodium and magnesium were analyzed by x-ray fluorescence. A cylindrical teflon mill (McCrone micronizing mill; McCrone Research Corporation) filled with corundum cylinders was loaded with 4.000 grams of rock powder and 1.000 gram of cellulose. Standards were prepared in an identical manner to compensate for possible aluminum contamination. Ethyl alcohol was added to the mill and agitated 10 minutes. The resulting slurry was rinsed and dried. The dry material was placed in a pellet die and pressed at 20 tons into a solid, stable pellet.

Pellets were analyzed on a Phillips-Norelco x-ray fluorescence instrument (Model Number PN 3260). Pellets of USGS standards were used to construct working curves. A pellet of SiO_2 was utilized as a blank for all elements

except silicon. An internal standard was analyzed at every fourth count to provide for drift corrections. Count time was 100 seconds. Drift and background corrections were made on all samples.

Sodium and magnesium analyses were obtained with a Model 303 Perkins-Elmer Atomic Absorption Spectrophotometer. Instrument settings were essentially those recommended by the manufacturer's handbook. Samples were prepared for chemical analysis employing the method developed by Medlin, Surh, and Bodkin (1969).

Ferrous iron determinations were made by the "Wilson method" as described in Jeffery (1970). The method consists of a back titration using ferrous ammonium sulfate with barium dipheylamine as an indicator. USGS sample W-1 was used as a standare.

APPENDIX II
Analytical Results

IDENTIFICATION FIELD READS.. 737464

METABASALT

SPECIES	INPUT WT PRCNT	CALC CAT PRCNT	COMP FR300 CTPCT	MINERAL	CAT PRCNT	WT PRCNT
SiO2	47.29	47.85	0.00	QZ	.41	.40
TiO2	1.37	.62	0.00	CO	0.00	0.00
ZrO2	-0.33	0.00	0.00	Z	0.00	0.00
Al2O3	11.98	11.95	0.00	OR	.26	.24
Cr2O3	-0.03	0.00	0.00	PL	40.80	36.11
Fe2O3	3.33	2.54	0.00	(AN)	22.11	19.04
FeO	9.69	8.22	0.00	(AN)	18.68	17.07
MnO	.24	(.21)		LC	7.00	0.00
NiO	-0.00	(0.00)		NE	0.00	0.00
MgO	8.05	12.16	0.00	KP	0.00	0.00
CaO	10.85	11.79	0.00	HL	0.00	0.00
SrO	-0.06	(0.00)		TH	0.00	0.00
BaO	-0.00	(0.00)				
Na2O	2.25	4.42	0.00	AC	0.00	0.00
K2O	.34	.05	0.00	NS	0.00	0.00
P2O5	-0.00	0.00	0.00	KS	0.00	0.00
H2O+	-0.00			HO	0.00	0.00
H2O-	-0.00			DI	32.19	30.04
SO3	-0.00	0.00	0.00	(4O)	16.10	15.35
S	-0.00	(0.00)	0.00	(EH)	10.58	8.72
Cl	-0.00	(0.00)	0.00	(FS)	5.51	5.97
F	-0.00	(0.00)	0.00	HY	20.90	19.08
CO2	-0.00	0.00	0.00	(EH)	13.74	11.33
				(FS)	7.16	7.75
TOTAL	92.72	100.00		OL	0.00	0.00
-H2O	92.72			(FO)	0.00	0.00
				(FA)	0.00	0.00
				CS	0.00	0.00
				MT	3.81	4.93
				CH	0.00	0.00
				IL	1.63	2.33
				HM	0.00	0.00
				SP	0.00	0.00
				PF	0.00	0.00
				RU	0.00	0.00
				AP	0.00	0.00
				FL	0.00	0.00
				PY	0.00	0.00
				CC	0.00	0.00
				SALIC	41.46	36.74
				FEMIC	58.54	55.98
				TOTAL	100.00	92.72

AN/PL WT PCT 47.77 MOL PCT 49.83

FA/ZOL WT PCT 0.00 MOL PCT 0.00

EN/HY WT PCT 59.37 MOL PCT 65.75

DIFNOX WT PCT 19.69 CAT PCT 22.78

QZ-AN-OR DIAGRAM

WT PCT QZ 2.63 AN 96.76 OR 1.20

MOL PCT QZ 8.32 AN 91.62 OR 1.36

QZ-NE-KP DIAGRAM

WT PCT QZ 45.95 NE 52.42 KP .63

MOL PCT QZ 67.65 NE 31.98 KP .37

AN-AR-OR DIAGRAM

WT PCT AN 46.96 AR 52.39 OR .65

MOL PCT AN 45.51 AR 53.86 OR .63

A-F-M DIAGRAM

WT PCT ALK 9.60 FE 55.74 MG 34.46

MOL PCT ALK 9.37 FE 39.71 MG 50.92

(NA+K)/AL ATM WT PCT 32.17 GRMATM PCT 37.45

(FE+MN)/(FE+MN+MG) ATM WT PCT 67.42 GRMATM PCT 47.43

NA2O/(NA2O+K2O) WT PCT 98.25 MOL PCT 98.84

FeO/(FeO+Fe2O3) WT PCT 74.42 MOL PCT 86.61

COOHRS BASALT PLOT NE-OL-QZ-DI (=53.50)

QZ= .20 NE= 0.00 OL= .20 DI= .60

SPECIES	INPUT WT PRCNT	CALC CAT PRCNT	COMP ERROR CTPCT	MINERAL	CAT PRCNT	WT PRCNT
S102	45.19	42.75	0.00	OZ	0.00	0.00
T102	.14	.10	0.00	CO	0.00	0.00
ZR02	-0.00	0.00	0.00	Z	0.00	0.00
AL203	25.30	28.27	0.00	OR	.79	.77
CR203	-0.00	0.00	0.00	PL	76.00	73.46
FE203	2.41	1.72	0.00	(AB)	15.46	14.23
FE0	2.08	1.65	0.00	(AN)	60.62	59.22
MNO	.07	[.06]		LC	0.00	0.00
NIO	-0.00	[0.00]		NE	2.00	1.92
YGO	4.50	6.36	0.00	KP	0.00	0.00
CAO	14.85	15.08	0.00	HL	0.00	0.00
SP0	-0.00	[0.00]		TH	0.00	0.00
BA0	-0.00	[0.00]				
NA20	2.10	3.85	0.00	AC	0.00	0.00
K20	.13	.16	0.00	NS	0.00	0.00
P205	-0.00	0.00	0.00	KS	0.00	0.00
H20+	-0.00			HO	0.00	0.00
H20-	-0.00			DI	11.83	11.42
S03	-0.00	0.00	0.00	(HO)	5.92	6.53
S	-0.00	[0.00]	0.00	(EN)	5.29	4.67
CL	-0.00	[0.00]	0.00	(FS)	.62	.72
F	-0.00	[0.00]	0.00	HY	0.00	0.00
GO2	-0.00	0.00	0.00	(EN)	0.00	0.00
				(FS)	0.00	0.00
TOTAL	96.68	100.00		OL	6.22	5.36
-H20	96.68			(FO)	5.57	4.56
				(FA)	.65	.78
				CS	0.00	0.00
				HT	2.58	3.49
				CM	0.00	0.00
				IL	.20	.27
				HM	0.00	0.00
				SP	0.00	0.00
				PF	0.00	0.00
				RU	0.00	0.00
				AP	0.00	0.00
				FL	0.00	0.00
				PY	0.00	0.00
				CC	0.00	0.00
				SALIC	79.17	76.14
				FEMIC	20.83	20.54
				TOTAL	100.00	96.68

AN/PL	WT PCT	80.62	MOL PCT	79.68
FA/OL	WT PCT	14.52	MOL PCT	10.50
EN/HY	WT PCT	0.00	MOL PCT	0.00
DIFNOX	WT PCT	16.92	CAT PCT	18.55
OZ-AB-OR DIAGRAM				
WT PCT	OZ	0.00	AB	0.00
	OR	0.00		
MOL PCT	OZ	0.00	AB	0.00
	OR	0.00		
OZ-NE-KP DIAGRAM				
WT PCT	OZ	40.52	NE	56.90
	KP	2.58		
MOL PCT	OZ	61.80	NE	36.71
	KP	1.49		
AN-AB-OR DIAGRAM				
WT PCT	AN	79.79	AB	19.16
	OR	1.03		
MOL PCT	AN	75.87	AB	20.11
	OR	1.32		
A-F-M DIAGRAM				
WT PCT	ALK	19.98	FE	40.02
	MG	40.11		
MOL PCT	ALK	18.47	FE	23.07
	MG	58.47		
(NA+K)/AL	ATM WT PCT	12.44	GRMATH PCT	14.21
(FE+MN)/(FE+MN+MG)	ATM WT PCT	55.29	GRMATH PCT	35.00
NA20/(NA20+K20)	WT PCT	94.17	MOL PCT	96.09
FE0/(FE0+FE203)	WT PCT	46.33	MOL PCT	65.73

COOMBS BASALT PLOT NE-OL-OZ-DI (=20.35)

OZ= 0.00 NE= .11 OL= .31 DI= .58

IDENTIFICATION FIELD READS.. 74RA124

GABBROIC ANGRTHOSITE SP. G. 2.78

3

SPECIES	INPUT WT PCT	CALC CAT PCT	COMP FORM CTPCT	MINERAL	CAT PCT	WT PCT
SI02	45.70	44.41	0.00	OZ	0.00	0.00
TI02	.18	.13	0.00	CO	0.00	0.00
ZR02	-0.00	0.00	0.00	Z	0.00	0.00
AL203	25.70	29.43	0.00	OR	.56	.53
CR203	-0.00	0.00	0.00	PL	76.87	72.05
FE203	1.37	1.00	0.00	(AB)	22.08	19.83
FE0	1.18	.96	0.00	(AN)	54.79	52.22
MNO	.04	(.03)		LC	0.00	0.00
NI0	-0.00	(0.00)		NE	8.97	7.27
MG0	1.45	2.11	0.00	KP	0.00	0.00
CA0	13.95	14.42	0.00	HL	0.00	0.00
SR0	-0.00	(0.00)		TH	0.00	0.00
BA0	-0.00	(0.00)				
NA20	3.93	7.40	0.00	AG	0.00	0.00
K20	.39	.11	0.00	NS	0.00	0.00
P205	-0.00	0.00	0.00	KS	0.00	0.00
H20+	-0.00			MO	2.00	1.99
H20-	-0.00			DI	9.84	9.32
SO3	-0.00	0.00	0.00	(HO)	4.92	4.89
S	-0.00	(0.00)	0.00	(EN)	4.21	3.51
CL	-0.00	(0.00)	0.00	(FS)	.72	.81
F	-0.00	(0.00)	0.00	HY	0.00	0.00
CO2	-0.00	0.00	0.00	(EN)	3.00	0.00
				(FS)	0.00	0.00
TOTAL	93.49	100.00		OL	0.00	0.00
-H20	93.49			(FO)	0.00	0.00
				(FA)	0.00	0.00
				CS	0.00	0.00
				MT	1.50	1.99
				CM	0.00	0.00
				IL	.26	.34
				HM	0.00	0.00
				SP	0.00	0.00
				PF	0.00	0.00
				RU	0.00	0.00
				AP	0.00	0.00
				FL	0.00	0.00
				PY	0.00	0.00
				CC	0.00	0.00
				SALIC	86.39	79.85
				FEMIC	13.61	13.64
				TOTAL	100.00	93.49

AN/PL WT PCT 72.48 MOL PCT 71.28
 FA/OL WT PCT 0.00 MOL PCT 0.00
 EN/HY WT PCT 0.00 MOL PCT 0.00
 DIFNOX WT PCT 27.63 CAT PCT 31.60

OZ-AB-OR DIAGRAM

WT PCT OZ 0.00 AB 0.00 OR 0.00
 MOL PCT OZ 0.00 AB 0.00 OR 0.00

OZ-NE-KP DIAGRAM

WT PCT OZ 33.72 NE 65.19 KP 1.09
 MOL PCT OZ 54.64 NE 44.69 KP .57

AN-AB-OR DIAGRAM

WT PCT AN 71.94 AB 27.32 OR .73
 MOL PCT AN 70.77 AB 29.51 OR .72

A-F-M DIAGRAM

WT PCT ALK 50.12 FE 31.90 MG 18.98
 MOL PCT ALK 51.35 FE 19.95 MG 23.70

(NA+K)/AL ATK WT PCT 21.93 GRMATH PCT 25.54

(FE+MN)/(FE+MN+MG) ATK WT PCT 68.55 GRMATH PCT 48.70

NA20/(NA20+K20) WT PCT 97.76 MOL PCT 98.52

FE0/(FE0+FE203) WT PCT 46.27 MOL PCT 65.69

COOMBS BASALT PLOT NE-OL-OZ-DI (=18.93)

OZ= 0.00 NE= .48 OL= 0.00 DI= .52

90

IDENTIFICATION FIELD READS.. 74AM17

GABBROIC ANORTHOSITE SP.G. 2.85

4

SPECIES	INPUT WT PRCNT	CALC CAT PRCNT	COMP ERROR CTPCT	MINERAL	CAT PRCNT	WT PRCNT
SI02	45.50	43.19	0.31	QZ	0.00	3.00
TI02	.24	.17	0.07	CO	0.00	0.00
ZR02	-0.36	0.00	0.00	Z	0.00	0.00
AL2O3	25.80	28.87	0.70	OR	1.39	1.36
CR2O3	-0.00	0.00	0.00	PL	77.40	74.59
FE2O3	2.75	1.97	0.50	(AB)	16.43	15.10
FE0	2.22	1.75	0.00	(AN)	60.93	59.48
HNO	.13	(.06)		LC	0.00	0.00
NIO	-0.11	(0.00)		NE	2.73	2.27
HGO	2.96	4.10	0.00	KP	0.00	0.00
CA0	15.15	15.41	(.3)	HL	0.00	0.00
SRO	-0.00	(0.00)		TH	0.00	0.00
BA0	-0.00	(0.00)				
NA2O	2.28	4.20	0.00	AC	0.00	0.00
K2O	.23	.28	0.00	NS	0.00	0.00
P2O5	-0.00	0.00	0.00	KS	0.00	0.00
H2O+	-0.00			WO	0.00	0.00
H2O-	-0.00			OI	12.85	12.45
SO3	-0.00	0.00	0.00	(WO)	6.43	6.55
S	-0.00	(0.00)	0.00	(EM)	5.54	4.88
CL	-0.00	(0.00)	0.00	(FS)	.88	1.02
F	-0.00	(0.00)	0.00	HY	0.00	0.00
CO2	-0.00	0.00	0.00	(EN)	0.00	0.00
TOTAL	97.14	100.00		(FS)	0.00	0.00
-H2O	97.14			OL	2.32	2.32
				(FO)	2.00	1.64
				(FA)	.32	.38
				CS	0.00	0.00
				HT	2.96	4.00
				CM	0.00	0.00
				IL	.34	.46
				HM	0.00	0.00
				SP	0.00	0.00
				PF	0.00	0.00
				RU	0.00	0.00
				AP	0.00	0.00
				FL	0.00	0.00
				PY	0.00	0.00
				CC	0.00	0.00
				SALIC	81.53	79.22
				FEMIC	18.47	18.92
				TOTAL	100.00	97.14

AN/PL	WT PCT	79.75	MOL PCT	79.78
FA/OL	WT PCT	18.75	MOL PCT	13.74
EN/HY	WT PCT	0.00	MOL PCT	0.00
DIFNOX	WT PCT	18.73	CAT PCT	20.55
QZ-AB-OR DIAGRAM				
WT PCT	QZ	0.00	AB	0.00
	OR	0.00		
MOL PCT	QZ	0.00	AB	0.00
	OR	0.00		
QZ-NE-KP DIAGRAM				
WT PCT	QZ	60.00	NE	55.79
	KP	4.12		
MOL PCT	QZ	61.43	NE	36.17
	KP	2.40		
AN-AB-OR DIAGRAM				
WT PCT	AN	78.32	AB	19.89
	OR	1.79		
MOL PCT	AN	77.38	AB	20.85
	OR	1.77		
A-F-M DIAGRAM				
WT PCT	ALK	24.20	FE	47.83
	MG	27.97		
MOL PCT	ALK	24.66	FE	30.11
	MG	45.22		
(NA+K)/AL	ATH WT PCT	13.79	GRMATY PCT	15.50
(FE+MN)/(FE+MN+MG)	ATH WT PCT	67.92	GRMATY PCT	47.97
NA2O/(NA2O+K2O)	WT PCT	90.84	MOL PCT	93.78
FE0/(FE0+FE2O3)	WT PCT	44.35	MOL PCT	63.92

COOQRS BASALT PLCT NE-OL-QZ-DI(=17.90)

QZ= 0.00 NE= .15 OL= .13 OI= .72

19

IDENTIFICATION FIELD READS.. 7444172

GABBROIC ANORTHOISITE SP. G. 2.88

5

SPECIES	INPUT WT PCT	CALC CAT PCT	CC4P E#200 CTPCT	MINERAL	CAT PCT	WT PCT
SiO2	46.24	43.24	0.00	QZ	0.00	0.00
TiO2	.19	.13	0.00	CO	0.00	0.00
ZrO2	-0.00	0.00	0.00	Z	0.00	0.00
Al2O3	26.40	29.12	0.00	OR	.18	.18
Cr2O3	-0.00	0.00	0.00	PL	80.05	78.3A
Fe2O3	2.80	1.97	0.00	(AR)	14.73	13.71
FeO	2.42	1.89	0.00	(AN)	65.36	64.67
MnO	.05	(.00)		LO	0.00	0.00
NiO	-0.00	(0.00)		NE	0.00	0.00
CaO	4.80	6.70	0.00	KP	0.00	0.00
CaO	13.90	13.94	0.00	HL	0.00	0.00
SP	-0.00	(0.00)		TH	0.00	0.00
Na2O	-0.00	(0.00)				
Na2O	1.62	2.94	0.00	AC	0.00	0.00
K2O	.13	.04	0.00	NS	0.00	0.00
P2O5	-0.00	0.00	0.00	KS	0.00	0.00
H2O+	-0.00			WO	0.00	0.00
H2O-	-0.00			DI	3.46	3.39
SO3	-0.00	(0.00)	0.00	(WO)	1.73	1.79
S	-0.00	(0.00)	0.00	(EH)	1.54	1.38
CL	-0.00	(0.00)	0.00	(FS)	.19	.22
F	-0.00	(0.00)	0.00	HY	12.45	11.50
GO2	-0.00	0.00	0.00	(EN)	11.10	9.91
TOTAL	98.41	100.00		(FS)	1.35	1.50
-H2O	98.41			OL	.62	.55
				(FO)	.56	.46
				(FA)	.07	.08
				CS	0.00	0.00
				YT	2.96	4.06
				CH	0.00	0.00
				IL	.27	.36
				HM	0.00	0.00
				SP	0.00	0.00
				PF	0.00	0.00
				RU	0.00	0.00
				AP	0.00	0.00
				FL	0.00	0.00
				PY	0.00	0.00
				CC	0.00	0.00
				SALIC	80.23	78.56
				FEMIC	19.77	19.85
				TOTAL	100.00	98.41

AN/PL	WT PCT	82.51	MOL PCT	81.54
FA/OL	WT PCT	14.97	MOL PCT	10.84
EN/HY	WT PCT	86.22	MOL PCT	89.15
DIFNOX	WT PCT	13.89	CAT PCT	14.88
QZ-AR-OR DIAGRAM				
WT PCT	QZ	0.00	AR	99.72
	OR	1.23		
MOL PCT	QZ	0.00	AR	98.90
	OR	1.20		
QZ-NE-KP DIAGRAM				
WT PCT	QZ	45.79	NE	53.48
	KP	.73		
MOL PCT	QZ	66.67	NE	32.93
	KP	.40		
AN-AR-OR DIAGRAM				
WT PCT	AN	82.33	AR	17.45
	OR	.23		
MOL PCT	AN	91.46	AR	13.32
	OR	.22		
A-F-M DIAGRAM				
WT PCT	ALK	14.14	FE	44.73
	MG	41.13		
MOL PCT	ALK	13.45	FE	25.03
	MG	62.52		
(NA+K)/AL	ATH WT PCT	8.79	GRMATH PCT	10.22
(FE+MN)/(FE+MN+MG)	ATH WT PCT	57.26	GRMATH PCT	36.84
Na2O/(Na2O+K2O)	WT PCT	98.16	MOL PCT	98.80
FeO/(FeO+Fe2O3)	WT PCT	46.36	MOL PCT	65.77

COOMBS BASALT PLOT NE-OL-QZ-DI(=16.54)

QZ= .38 NE= 0.00 OL= .41 DI= .21

92

SPECIES	INPUT WT PRCNT	CALC CAT PRCNT	COMP ERROR CIPCT	MINERAL	CAT PRCNT	WT PRCNT
SiO2	47.70	44.38	0.00	QZ	0.00	0.00
TiO2	.20	.14	0.00	CO	0.00	0.00
ZrO2	-0.00	0.00	0.00	Z	0.00	0.00
Al2O3	26.00	28.51	0.00	OR	0.00	0.00
Cr2O3	-0.00	0.00	0.00	PL	79.76	78.36
Fe2O3	1.92	1.34	0.00	(AB)	18.05	16.93
FeO	1.66	1.29	0.00	(AN)	61.71	61.43
MnO	.04	(.03)		LC	0.00	0.00
NiO	-0.00	(0.00)		NE	.64	.55
MgO	2.55	3.54	0.00	KP	0.00	0.00
CaO	17.00	16.95	0.00	HL	0.00	0.00
SrO	-0.00	(0.00)		TH	0.00	0.00
BaO	-0.00	(0.00)				
Na2O	2.12	3.82	0.00	AC	0.00	0.00
K2O	0.00	0.00	0.00	NS	0.00	0.00
P2O5	-0.00	0.00	0.00	KS	0.00	0.00
H2O+	-0.00			WO	1.11	1.16
H2O-	-0.00			DI	16.19	15.97
SO3	-0.00	0.00	0.00	(HO)	8.09	8.41
S	-0.00	(0.00)	0.00	(EM)	7.07	6.35
CL	-0.00	(0.00)	0.00	(FS)	1.02	1.21
F	-0.00	(0.00)	0.00	HY	0.00	0.00
CO2	-0.00	0.00	0.00	(EN)	0.00	0.00
TOTAL	99.19	100.00		(FS)	0.00	0.00
-H2O	99.19			OL	1.00	0.00
				(FO)	0.00	0.00
				(FA)	0.00	0.00
				CS	0.00	0.00
				HT	2.02	2.78
				GM	0.00	0.00
				IL	.26	.38
				HY	0.00	0.00
				SP	0.00	0.00
				PF	0.00	0.00
				RU	0.00	0.00
				AP	0.00	0.00
				FL	0.00	0.00
				PY	0.00	0.00
				CC	0.00	0.00
				SALIC	80.40	78.90
				FEHIC	19.60	20.29
				TOTAL	100.00	99.19

AN/PL	WT PCT	78.39	MOL PCT	77.37
FA/OL	WT PCT	0.00	MOL PCT	0.00
EN/HY	WT PCT	0.00	MOL PCT	0.00
DIFNOX	WT PCT	17.48	CAT PCT	18.69

QZ-AB-OR DIAGRAM

WT PCT	QZ	0.00	AB	0.00	OR	0.00
MOL PCT	QZ	0.00	AB	0.00	OR	0.00

QZ-NE-KP DIAGRAM

WT PCT	QZ	44.40	NE	55.60	KP	0.00
MOL PCT	QZ	65.37	NE	34.63	KP	0.00

AN-AB-OR DIAGRAM

WT PCT	AN	78.39	AB	21.61	OR	0.00
MOL PCT	AN	77.37	AB	22.63	OR	0.00

A-F-M DIAGRAM

WT PCT	ALK	25.70	FE	43.39	HG	30.91
MOL PCT	ALK	25.80	FE	26.49	HG	47.71

(NA+K)/AL	ATH	WT PCT	11.43	GRMATM PCT	13.41
(FE+M)/(FE+M+HG)	ATH	WT PCT	63.40	GRMATM PCT	43.00
NA2O/(NA2O+K2O)		WT PCT	100.00	MOL PCT	100.00
FeO/(FeO+Fe2O3)		WT PCT	46.37	MOL PCT	65.77

COOYRS BASALT PLOT NE-OL-QZ-DI(=16.83)

QZ= 0.00 NE= .04 OL= 0.00 DI= .96

IDENTIFICATION FIELD REAGS.. 7334167

GABBROIC ANORTHOSITE SP. G. 2.79

7

SPECIES	INPUT WT PRCNT	CALC CAT PRCNT	COMP ERROR CTPCT	MINERAL	CAT PRCNT	WT PRCNT
SiO2	44.33	42.01	0.00	OZ	0.00	0.00
TiO2	.21	.15	0.00	CO	0.00	0.00
ZrO2	-0.30	0.00	0.00	Z	0.00	0.00
Al2O3	27.60	31.06	0.00	OR	0.00	0.00
Cr2O3	-0.30	3.00	0.00	PL	82.14	79.04
Fe2O3	2.38	1.49	0.00	(AR)	11.44	13.46
FeO	1.80	1.44	0.00	(AN)	70.72	68.58
MnO	.94	(0.03)		LC	0.00	0.00
NiO	-0.30	(0.00)		NE	1.46	1.21
MgO	3.00	4.27	0.00	KP	0.00	0.00
CaO	16.40	16.78	0.00	HL	0.00	0.00
SrO	-0.30	(0.00)		TH	0.00	0.00
BaO	-0.30	(0.00)				
Na2O	1.50	2.73	0.00	AC	0.00	0.00
K2O	0.30	0.00	0.00	NS	0.00	0.00
P2O5	-0.30	0.00	0.00	KS	0.00	0.00
H2O+	-0.30			HO	0.00	0.00
H2O-	-0.30			DI	10.54	10.12
SO3	-0.30	0.00	0.00	(HO)	5.27	5.34
S	-0.30	(0.00)	0.00	(EN)	4.65	4.17
Cl	-0.30	(0.00)	0.00	(FS)	.62	.72
F	-0.30	(0.00)	0.00	HY	0.00	0.00
CO2	-0.30	0.00	0.00	(EN)	0.00	0.00
TOTAL	96.63	100.00		(FS)	0.00	0.00
-H2O	96.63			OL	3.31	2.85
				(FO)	2.92	2.38
				(FA)	.39	.46
				CS	0.00	0.00
				HT	2.24	3.02
				CH	0.00	0.00
				IL	.30	.40
				HM	0.00	0.00
				SP	0.00	0.00
				PF	0.00	0.00
				RU	0.00	0.00
				AP	0.00	0.00
				FL	0.00	0.00
				PY	0.00	0.00
				CC	0.00	0.00
				SALIC	83.61	80.25
				FEMIC	16.39	16.38
				TOTAL	100.00	96.63

AN/PL	WT PCT	86.76	MOL PCT	96.37
FA/OL	WT PCT	16.24	MOL PCT	11.81
EN/HY	WT PCT	0.00	MOL PCT	0.00
DIFNDX	WT PCT	11.67	CAT PCT	12.91

GZ-AR-OR DIAGRAM

WT PCT	OZ	0.00	AR	0.00	OR	0.00
MOL PCT	OZ	0.00	AR	0.00	OR	0.00

GZ-NE-KP DIAGRAM

WT PCT	OZ	41.08	NE	58.92	KP	0.00
MOL PCT	OZ	62.24	NE	37.76	KP	-0.00

AN-AR-OR DIAGRAM

WT PCT	AN	86.76	AR	13.24	OR	0.00
MOL PCT	AN	86.67	AR	13.93	OR	0.00

A-F-H DIAGRAM

WT PCT	ALK	17.93	FE	46.30	MG	35.80
MOL PCT	ALK	17.70	FE	27.86	MG	54.44

(NA+K)/AL	ATH WT PCT	7.62	GRMATH PCT	8.94
(FE+MN)/(FE+MN+MG)	ATH WT PCT	61.46	GRMATH PCT	40.98
NA2O/(NA2O+K2O)	WT PCT	100.00	MOL PCT	100.00
FeO/(FeO+Fe2O3)	WT PCT	46.39	MOL PCT	65.79

COOMBS BASALT PLOT NE-OL-OZ-DI (=15.32)

OZ= 0.00 NE= .10 OL= .22 DI= .89

IDENTIFICATION FIELD READS.. 7134118

GABBROIC ANORTHOSITE SP. G. 2.92

8

SPECIES	INPUT WT PRCNT	CALC CAT PRCNT	CCMP ERROR CTPCT	MINERAL	CAT PRCNT	WT PRCNT
SI02	44.40	44.35	0.00	QZ	0.00	0.00
TI02	.19	.14	0.00	CO	0.00	0.00
ZR02	-0.00	0.00	0.00	Z	0.00	0.00
AL203	24.20	27.26	0.00	OR	0.00	0.00
CR203	-0.00	0.00	0.00	PL	76.94	73.55
FE203	2.52	1.81	0.00	(AN)	17.82	15.28
FE0	2.19	1.74	0.00	(AN)	59.12	57.23
MNO	.17	(.06)		LC	0.00	0.00
NIO	-0.00	(0.00)		NE	.15	.12
MGO	2.00	2.85	0.00	KP	0.00	0.00
CAO	17.75	18.18	0.00	HL	0.00	0.00
SRO	-0.00	(0.00)		TH	0.00	0.00
RAO	-0.00	(0.00)				
NA20	1.95	3.61	0.00	AC	0.00	0.00
K20	0.00	0.00	0.00	NS	0.00	0.00
P205	-0.00	0.00	0.00	KS	0.00	0.00
H20+	-0.00			WO	5.51	5.56
H20-	-0.00			DI	14.42	14.01
S03	-0.00	0.00	0.00	(HO)	7.21	7.29
S	-0.00	(0.00)	0.00	(EN)	5.70	4.98
CL	-0.00	(0.00)	0.00	(FS)	1.51	1.74
F	-0.00	(0.00)	0.00	HY	0.00	0.00
CO2	-0.00	0.00	0.00	(EN)	0.00	0.00
TOTAL	97.26	100.00		(FS)	0.00	0.00
-H20	97.26			OL	0.00	0.00
				(FO)	0.00	0.00
				(FA)	0.00	0.00
				CS	0.00	0.00
				HT	2.72	3.65
				CH	0.00	0.00
				IL	.27	.36
				HM	0.00	0.00
				SP	0.00	0.00
				PF	0.00	0.00
				RU	0.00	0.00
				AP	0.00	0.00
				FL	0.00	0.00
				PY	0.00	0.00
				CC	0.00	0.00
				SALIC	77.09	73.68
				FEMIC	22.91	23.58
				TOTAL	100.00	97.26

AN/PL	WT PCT	77.87	MOL PCT	76.84
FA/OL	WT PCT	0.00	MOL PCT	0.00
EN/HY	WT PCT	0.00	MOL PCT	0.00
DIFNDX	WT PCT	16.40	CAT PCT	17.97

QZ-AB-OR DIAGRAM

WT PCT	QZ	0.00	AB	0.00	OR	0.00
MOL PCT	QZ	0.00	AB	0.00	OR	0.00

QZ-NE-KP DIAGRAM

WT PCT	QZ	45.49	NE	54.51	KP	0.00
MOL PCT	QZ	66.36	NE	33.64	KP	0.00

AN-AB-OR DIAGRAM

WT PCT	AN	77.87	AB	22.13	OR	0.00
MOL PCT	AN	76.84	AB	23.16	OR	0.00

A-F-M DIAGRAM

WT PCT	ALK	22.54	FE	54.34	MG	23.12
MOL PCT	ALK	24.73	FE	36.26	MG	39.00

(NA+K)/AL	ATM WT PCT	11.29	GRMATH PCT	13.26
(FE+MN)/(FE+MN+MG)	ATM WT PCT	74.43	GRMATH PCT	55.90
NA20/(NA20+K20)	WT PCT	100.00	MOL PCT	100.00
FE0/(FE0+FE203)	WT PCT	46.38	MOL PCT	65.79

COOYBS BASALT PLOT NE-OL-QZ-OI(=14.57)

QZ= 0.00 NE= .01 OL= 0.00 OI= .99

IDENTIFICATION FIELD READER.. 7334158

GABBRIC ANORTHOISITE

9

SPECIES	INPUT WT PCT	CALC CAT PCT	COMP ERROR CTPCT	MINERAL	CAT PCT	WT PCT
SI02	44.13	42.17	0.00	OZ	0.00	0.00
TI02	.21	.15	0.00	GO	0.00	0.00
ZP02	-0.00	0.00	0.00	Z	0.00	0.00
AL2O3	26.70	30.32	0.00	OR	0.00	0.00
CR2O3	-0.00	0.00	0.00	PL	78.27	75.15
FE2O3	2.33	1.46	0.00	(AB)	11.56	10.55
FeO	1.75	1.43	0.00	(AN)	66.73	64.61
MNO	.06	(.05)		LC	0.00	0.00
NIO	-0.00	(0.00)		NE	3.96	3.27
MGO	3.00	4.28	0.00	KP	0.00	0.00
CaO	16.15	16.55	0.00	HL	0.00	0.00
SrO	-0.00	(0.00)		TH	0.00	0.00
BAO	-0.00	(0.00)				
NA2O	1.96	3.63	0.00	AC	0.00	0.00
K2O	0.00	0.00	0.00	NS	0.00	0.00
P2O5	-0.00	0.00	0.00	KS	0.00	0.00
H2O+	-0.00			WD	0.00	0.00
H2O-	-0.00			DI	12.82	12.29
SO3	-0.00	0.00	0.00	(HO)	6.41	6.48
S	-0.00	(0.00)	0.00	(EN)	5.66	4.94
CL	-0.00	(0.00)	0.00	(FS)	.75	.86
F	-0.00	(0.00)	0.00	HY	0.00	0.00
CO2	-0.00	0.00	0.00	(EM)	0.00	0.00
				(FS)	0.00	0.00
TOTAL	96.16	100.00		OL	2.46	2.11
-H2O	96.16			(FO)	2.17	1.77
				(FA)	.29	.34
				CS	0.00	0.00
				HT	2.19	2.94
				CM	0.00	0.00
				IL	.30	.40
				HM	0.00	0.00
				SP	0.00	0.00
				PF	0.00	0.00
				RU	0.00	0.00
				AP	0.00	0.00
				FL	0.00	0.00
				PY	0.00	0.00
				CC	0.00	0.00
				SALIC	82.23	78.42
				FEHIC	17.77	17.74
TOTAL				TOTAL	100.00	96.16

AN/PL WT PCT 85.95 MOL PCT 85.23
 FA/OL WT PCT 16.10 MOL PCT 11.70
 EN/HY WT PCT 0.00 MOL PCT 0.00
 BIFNDX WT PCT 13.32 CAT PCT 15.53

OZ-AB-OR DIAGRAM

WT PCT OZ 0.00 AB 0.00 OR 0.00
 MOL PCT OZ 0.00 AB 0.00 OR 0.00

OZ-NE-KP DIAGRAM

WT PCT OZ 34.99 NE 65.01 KP 0.00
 MOL PCT OZ 56.00 NE 44.00 KP 0.00

AN-AB-OR DIAGRAM

WT PCT AN 85.95 AB 14.04 OR 0.00
 MOL PCT AN 85.23 AB 14.77 OR 0.00

A-F-M DIAGRAM

WT PCT ALK 22.43 FE 43.25 MG 34.32
 MOL PCT ALK 22.10 FE 25.90 MG 52.00

(NA+K)/AL ATM WT PCT 10.21 GRMATH PCT 11.99

(FE+MN)/(FE+MN+MG) ATM WT PCT 60.97 GRMATH PCT 40.49

NA2O/(NA2O+K2O) WT PCT 100.00 MOL PCT 100.00

FeO/(FeO+Fe2O3) WT PCT 46.30 MOL PCT 55.71

COOMBS BASALT PLOT NE-OL-OZ-DI(=19.24)

OZ= 0.00 NE= .21 OL= .13 DI= .57

SPECIES	INPUT WT PRCNT	CALC CAT PRCNT	COMP ERROR CTPCT	MINERAL	CAT PRCNT	WT PRCNT
SIO2	45.70	41.62	0.77	OZ	0.00	0.00
TIO2	.19	.12	0.07	CO	0.00	0.00
ZRO2	-0.00	0.00	0.00	Z	0.00	0.00
AL2O3	27.70	29.73	0.37	OR	2.50	2.54
CR2O3	-0.00	0.00	0.00	PL	68.64	69.48
FE2O3	1.12	.77	0.00	(AO)	5.49	5.26
FE0	1.14	.79	0.00	(AN)	63.15	64.21
MNO	.04	(.03)		LC	0.00	0.00
NIC	-0.00	(0.00)		NE	8.62	7.46
MGO	4.58	6.22	0.00	KP	0.00	0.00
CAO	16.55	16.25	0.00	HL	0.00	0.00
SRO	-0.00	(0.00)		TH	0.00	0.00
BAO	-0.00	(0.00)				
NA2O	2.25	3.97	0.00	AC	0.00	0.00
K2O	.43	.50	0.00	NS	0.00	0.00
P2O5	-0.00	0.00	0.00	XS	0.00	0.00
H2O+	-0.00			WO	0.00	0.00
H2O-	-0.00			DI	14.47	14.41
SO3	-0.00	0.00	0.00	(WO)	7.23	7.68
S	-0.00	(0.00)	0.00	(EN)	6.88	6.31
CL	-0.00	(0.00)	0.00	(FS)	.35	.42
F	-0.00	(0.00)	0.00	HY	0.00	0.00
CO2	-0.00	0.00	0.00	(EN)	0.00	0.00
				(FS)	0.00	0.00
TOTAL	99.69	110.00		OL	4.37	3.83
-H2O	99.69			(FO)	4.16	3.57
				(FA)	.21	.26
				CS	0.00	0.00
				MT	1.15	1.62
				CM	0.00	0.00
				IL	.25	.34
				HM	0.00	0.00
				SP	0.00	0.00
				PF	0.00	0.00
				RU	0.00	0.00
				AP	0.00	0.00
				FL	0.00	0.00
				PY	0.00	0.00
				CC	0.00	0.00
				SALIC	79.76	79.48
				FEMIC	20.24	20.21
				TOTAL	100.00	99.69

AN/PL WT PCT 92.42 MOL PCT 92.30
 FA/OL WT PCT 6.85 MOL PCT 4.84
 EN/HY WT PCT 0.00 MOL PCT 0.00
 DIFNDX WT PCT 19.27 CAT PCT 16.51

OZ-AB-OR DIAGRAM

WT PCT OZ 0.00 AB 0.00 OR 0.00
 MOL PCT OZ 0.00 AB 0.00 OR 0.00

OZ-NE-KP DIAGRAM

WT PCT OZ 22.99 NE 67.56 KP 9.45
 MOL PCT OZ 41.68 NE 51.81 KP 6.51

AN-AB-OR DIAGRAM

WT PCT AN 89.16 AB 7.31 OR 3.53
 MOL PCT AN 89.77 AB 7.72 OR 3.51

A-F-M DIAGRAM

WT PCT ALK 28.45 FE 22.93 MG 48.62
 MOL PCT ALK 23.22 FE 12.21 MG 64.56

(NA+K)/AL ATM WT PCT 13.82 GRMATH PCT 15.94

(FE+MN)/(FE+MN+MG) ATM WT PCT 37.01 GRMATH PCT 20.37

NA2O/(NA2O+K2O) WT PCT 93.96 MOL PCT 88.83

FE0/(FE0+FE2O3) WT PCT 46.15 MOL PCT 67.36

COOMBS BASALT PLCT NE-OL-QZ-DI(=27.46)

OZ= 0.00 NE= .31 OL= .16 DI= .53

IDENTIFICATION FIELD READER, 7444195

GABBRO SP. G. 3.09

11

SPECIES	INPUT WT PRCNT	CALC CAT PRCNT	CCMP FRDOP CIPCT	MINERAL	CAT PRCNT	WT PRCNT
SI02	46.50	46.51	0.00	OZ	3.04	3.04
TI02	.21	.16	0.00	CO	0.00	0.00
Z202	-0.00	0.00	0.00	Z	0.00	0.00
AL203	10.10	11.01	0.00	OR	.83	.77
CR203	-0.00	0.00	0.00	PL	36.14	32.74
FE203	7.15	5.33	0.00	(AO)	13.58	11.95
FE0	8.91	7.12	0.00	(AN)	22.56	21.89
YNO	.22	(.19)		LC	0.00	0.00
NIO	-0.00	(0.00)		NE	0.00	0.00
MGO	8.25	12.30	0.00	KP	0.00	0.00
CAO	12.65	13.56	0.00	HL	0.00	0.00
SPO	-0.00	(0.00)		TH	0.00	0.00
BAO	-0.00	(0.00)				
NA2O	2.40	2.72	0.00	AC	0.00	0.00
K2O	.13	.17	0.00	NS	0.00	0.00
P2O5	-0.00	0.00	0.00	KS	0.00	0.00
H2O+	-0.00			WO	0.00	0.00
H2O-	-0.00			DI	36.18	33.85
SO3	-0.00	0.00	0.00	(HO)	18.09	17.48
S	-0.00	(0.00)	0.00	(EN)	13.28	11.19
CL	-0.00	(0.00)	0.00	(FS)	4.81	5.28
F	-0.00	(0.00)	0.00	HY	15.42	13.96
CO2	-0.00	0.00	0.00	(EN)	11.32	9.46
				(FS)	4.13	4.50
TOTAL	95.12	100.00		OL	0.00	0.00
-H2O	95.12			(FO)	0.00	0.00
				(FA)	0.00	0.00
				CS	0.00	0.00
				MT	8.07	10.37
				CM	0.00	0.00
				IL	.32	.40
				HM	0.00	0.00
				SP	0.00	0.00
				PF	0.00	0.00
				RU	0.00	0.00
				AP	0.00	0.00
				FL	0.00	0.00
				*PY	0.00	0.00
				CC	0.00	0.00
				SALIC	40.01	36.55
				FEMIC	59.99	53.58
TOTAL				TOTAL	100.00	95.12

AN/PL WT PCT 53.81 MOL PCT 62.44

FA/OL WT PCT 0.00 MOL PCT 0.00

EN/HY WT PCT 67.75 MOL PCT 73.41

OIFNOX WT PCT 15.65 CAT PCT 17.45

OZ-AB-OR DIAGRAM

WT PCT OZ 19.43 AB 75.66 OR 4.91

MOL PCT OZ 51.37 AB 45.83 OR 2.80

OZ-NE-KP DIAGRAM

WT PCT OZ 56.22 NE 40.99 KP 2.79

MOL PCT OZ 75.35 NE 23.23 KP 1.42

AN-AB-OR DIAGRAM

WT PCT AN 62.35 AB 35.36 OR 2.29

MOL PCT AN 61.04 AB 36.72 OR 2.24

A-F-M DIAGRAM

WT PCT ALK 6.01 FE 61.56 MG 32.43

MOL PCT ALK 6.12 FE 41.65 MG 52.23

(NA+K)/AL ATH WT PCT 21.45 GRMATH PCT 24.20

(FE+MN)/(FE+MN+MG) ATH WT PCT 70.32 GRMATH PCT 50.77

NA2O/(NA2O+K2O) WT PCT 91.50 MOL PCT 94.24

FE0/(FE0+FE203) WT PCT 54.34 MOL PCT 72.57

COOMBS BASALT PLCT NE-OL-QZ-DI(=54.64)

OZ= .20 NE= 0.00 OL= .14 DI= .56

86

IDENTIFICATION FIELD READS.. 744M1B

GABRRO

12

SPECIES	INPUT WT PRCNT	CALC CAT PRCNT	CCMO ERROR CTPCT	MINERAL	CAT PRCNT	WT PRCNT
SiO2	48.10	49.75	0.00	QZ	9.88	9.55
TiO2	.93	.65	0.00	CO	0.30	0.00
ZrO2	-0.00	0.00	0.00	Z	0.00	0.00
Al2O3	9.50	11.58	0.00	OR	1.39	1.24
Cr2O3	-0.00	0.00	0.00	PL	34.27	31.07
Fe2O3	6.27	4.88	0.00	(AR)	12.03	10.15
FeO	5.25	4.54	0.00	(AN)	22.24	19.91
MnO	.17	[.15]		LC	0.00	0.00
NiO	-0.00	[0.00]		NE	0.00	0.00
MgO	8.45	13.93	0.00	KP	0.00	0.00
CaO	11.50	12.74	0.00	HL	0.00	0.00
SrO	-0.00	[0.00]		TH	0.00	0.00
BaO	-0.00	[0.00]				
Na2O	1.20	2.41	0.00	AC	0.00	0.00
K2O	.21	.28	0.00	NS	0.00	0.00
P2O5	-0.00	0.00	0.00	KS	0.00	0.00
H2O+	-0.00			HO	0.00	0.00
H2O-	-0.00			DI	33.18	29.37
SO3	-0.00	0.00	0.00	(HO)	16.59	15.51
S	-0.00	[0.00]	0.00	(EN)	14.77	11.93
Cl	-0.00	[0.00]	0.00	(FS)	1.82	1.93
F	-0.00	[0.00]	0.00	HY	12.67	10.59
CO2	-0.00	0.00	0.00	(EN)	11.28	9.11
				(FS)	1.39	1.47
TOTAL	91.48	100.00		OL	0.00	0.00
-H2O	91.48			(FO)	0.00	0.00
				(FA)	0.00	0.00
				CS	0.00	0.00
				MT	7.32	9.39
				CM	0.00	0.00
				IL	1.29	1.53
				HM	0.00	0.00
				SP	0.00	0.00
				PF	0.00	0.00
				RU	0.00	0.00
				AP	0.00	0.00
				FL	0.00	0.00
				PY	0.00	0.00
				CC	0.00	0.00
				SALIC	45.54	40.86
				FEMIC	54.46	50.62
				TOTAL	100.00	91.48

AN/PL WT PCT 66.23 MOL PCT 64.99

FA/OL WT PCT 0.00 MOL PCT 0.00

EN/HY WT PCT 86.07 MOL PCT 89.33

OIFNDX WT PCT 20.94 CAT PCT 23.29

QZ-AB-OR DIAGRAM

WT PCT OZ 45.59 AB 48.46 OR 5.93

MOL PCT OZ 78.63 AB 19.16 OR 2.21

OZ-NE-KP DIAGRAM

WT PCT OZ 70.37 NE 26.27 KP 3.37

MOL PCT OZ 85.03 NE 13.42 KP 1.55

AN-AB-OR DIAGRAM

WT PCT AN 63.61 AB 32.43 OR 3.96

MOL PCT AN 62.37 AB 33.74 OR 3.98

A-F-M DIAGRAM

WT PCT ALK 6.59 FE 53.58 MG 39.52

MOL PCT ALK 6.28 FE 32.70 MG 61.02

(NA+K)/AL ATM WT PCT 21.17 GRMATH PCT 23.17

(FE+MN)/(FE+MN+MG) ATM WT PCT 62.79 GRMATH PCT 42.35

Na2O/(Na2O+K2O) WT PCT 35.11 MOL PCT 89.58

FeO/(FeO+Fe2O3) WT PCT 45.57 MOL PCT 65.05

COOMBS BASALT PLCT NE-OL-QZ-DI (=55.73)

OZ= .29 NE= 0.00 OL= .11 DI= .60

IDENTIFICATION FIELD READS.. 744183

GAB9R0

13

SPECIES	INPUT WT PRCNT	CALC CAT PRCNT	CC ID FRDOP CTPCT	MINERAL	CAT PRCNT	WT PRCNT
SiO2	47.13	44.93	0.00	QZ	0.00	0.00
TiO2	1.61	1.15	0.00	CO	0.00	0.00
ZrO2	-0.00	0.00	0.00	Z	0.00	0.00
Al2O3	11.20	12.59	0.00	OR	2.31	2.25
Fe2O3	-0.00	0.00	0.00	PL	40.63	38.30
FeO	5.94	4.26	0.00	(AN)	20.62	18.27
MnO	11.73	9.36	0.00	(AN)	20.61	19.43
MgO	.22	(.18)		LC	0.00	0.00
NiO	-0.00	(0.00)		NE	0.00	0.00
HgO	8.95	12.72	0.00	KP	0.00	0.00
CaO	1.00	10.22	0.00	HL	0.00	0.00
SrO	-0.00	(0.00)		TH	0.00	0.00
Na2O	-0.00	(0.00)				
K2O	2.23	4.12	0.00	AC	0.00	0.00
P2O5	.38	.46	0.00	NS	0.00	0.00
H2O+	-0.00	0.00	0.00	KS	0.00	0.00
H2O-	-0.00			HO	0.00	0.00
SO3	-0.00	0.00	0.00	DI	24.87	24.62
S	-0.00	(0.00)	0.00	(WO)	12.43	12.63
CL	-0.00	(0.00)	0.00	(EN)	8.34	7.33
F	-0.00	(0.00)	0.00	(FS)	4.10	4.71
CO2	-0.00	0.00	0.00	HY	17.46	16.82
				(EN)	11.67	10.22
				(FS)	5.73	6.59
				OL	6.08	5.71
				(FO)	4.88	3.34
				(FA)	2.60	2.37
				CS	0.22	0.00
				MT	6.42	8.61
				CH	0.00	0.00
				IL	2.31	3.06
				HM	0.00	0.00
				SP	0.00	0.00
				PF	0.00	0.00
				RU	0.00	0.00
				AP	0.00	0.00
				FL	0.00	0.00
				PY	0.00	0.00
				CC	0.00	0.00
TOTAL	99.36	100.00				
-H2O	99.36					
				SALIC	42.94	40.54
				FEMIC	57.06	58.82
				TOTAL	100.00	99.36

AN/PL WT PCT 50.73 MOL PCT 49.25

FA/OL WT PCT 41.56 MOL PCT 32.93

EN/HY WT PCT 60.73 MOL PCT 67.37

DIENOX WT PCT 21.12 CAT PCT 22.93

QZ-AN-OR DIAGRAM

WT PCT QZ 0.00 AN 89.37 OR 10.63

MOL PCT QZ 0.00 AN 89.92 OR 10.08

QZ-NE-KP DIAGRAM

WT PCT QZ 45.54 NE 49.41 KP 5.04

MOL PCT QZ 66.67 NE 29.97 KP 3.35

AN-AB-OR DIAGRAM

WT PCT AN 47.92 AB 46.54 OR 5.54

MOL PCT AN 46.60 AB 48.82 OR 5.58

A-F-M DIAGRAM

WT PCT ALK 8.93 FE 60.45 HG 30.52

MOL PCT ALK 8.65 FE 43.34 HG 48.00

(NA+K)/AL ATM WT PCT 33.23 GRMATM PCT 36.43

(FE+MN)/(FE+MN+MG) ATM WT PCT 71.35 GRMATM PCT 52.02

NA2O/(NA2O+K2O) WT PCT 85.44 MOL PCT 89.92

FeO/(FeO+Fe2O3) WT PCT 66.38 MOL PCT 81.44

COOMBS BASALT PLOT NE-OL-QZ-DI(=49.35)

QZ= .18 NE= 0.03 OL= .31 DI= .51

100

IDENTIFICATION FIELD READS.. 744H92

GABRO

14

SPECIES	INPUT WT PRCNT	CALC CAT PRCNT	CCMP ERROR CTRCT	MINERAL	CAT PRCNT	WT PRCNT
SI02	43.43	42.96	0.00	OZ	1.37	1.38
TI02	2.63	1.96	0.00	CO	0.00	0.00
ZP02	-0.00	0.00	0.00	Z	0.00	0.00
AL203	14.23	16.57	0.00	OR	2.97	2.78
CR203	-0.00	0.00	0.00	PL	47.66	43.75
FE203	7.85	5.85	0.00	(AR)	15.45	13.52
FEO	11.38	9.42	0.00	(AN)	32.21	33.13
MHO	.14	(.12)		LC	0.00	0.00
NIO	-0.00	(0.00)		NE	0.00	0.00
MG0	6.35	9.37	0.00	KP	0.00	0.00
CA0	9.50	10.00	0.00	HL	0.00	0.00
SR0	0.00	(0.00)		TH	0.00	0.00
BA0	-0.00	(0.00)				
NA20	1.61	3.09	0.00	AC	0.00	0.00
K20	.47	.59	0.00	NS	0.00	0.00
P205	-0.00	0.00	0.00	KS	0.00	0.00
H20+	-0.00			WO	0.00	0.00
H20-	-0.00			DI	14.54	13.47
SO3	-0.00	0.00	0.00	(WO)	7.27	7.10
S	-0.00	(0.00)	0.00	(EN)	4.86	4.10
CL	-0.00	(0.00)	0.00	(FS)	2.41	2.68
F	-0.00	(0.00)	0.00	HY	20.73	19.37
CO2	-0.00	0.00	0.00	(EN)	13.88	11.72
				(FS)	6.90	7.65
TOTAL	97.53	100.00		OL	0.00	0.00
-H2O	97.53			(FO)	0.00	0.00
				(FA)	0.00	0.00
				CS	0.00	0.00
				HT	9.77	11.39
				CH	0.00	0.00
				IL	3.92	4.99
				HM	0.00	0.00
				SP	0.00	0.00
				PF	0.00	0.00
				RU	0.00	0.00
				AP	0.00	0.00
				FL	0.00	0.00
				PY	0.00	0.00
				CC	0.00	0.00
				SALIC	51.99	47.91
				FEMIC	48.01	49.62
				TOTAL	100.00	97.53

AN/PL	WT PCT	68.85	MOL PCT	67.58
FA/OL	WT PCT	0.00	MOL PCT	0.00
EN/HY	WT PCT	60.49	MOL PCT	66.83
OIFNOX	WT PCT	17.78	CAT PCT	19.79

QZ-AR-OR DIAGRAM

WT PCT	QZ	7.77	AR	76.61	OR	15.62
MOL PCT	QZ	27.26	AR	61.17	OR	11.75

OZ-NE-KP DIAGRAM

WT PCT	OZ	49.62	NE	41.50	KP	8.38
MOL PCT	OZ	70.34	NE	24.78	KP	4.78

AN-AR-OR DIAGRAM

WT PCT	AN	64.75	AR	29.28	OR	5.97
MOL PCT	AN	63.62	AR	30.52	OR	5.86

A-F-M DIAGRAM

WT PCT	ALK	7.52	FE	59.52	MG	22.96
MOL PCT	ALK	7.82	FE	52.41	MG	39.77

(NA+K)/AL	ATH WT PCT	21.78	GRMATH PCT	22.23
(FE+MN)/(FE+MN+MG)	ATH WT PCT	79.04	GRMATH PCT	62.15
NA20/(NA20+K20)	WT PCT	77.40	MOL PCT	83.89
FEO/(FEO+FE203)	WT PCT	59.18	MOL PCT	76.32

COOMBS BASALT PLOT NE-OL-QZ-DI(=36.59)

QZ= .32 NE= 0.00 OL= .25 DI= .40

IDENTIFICATION FIELD REAGS.. 742A55

GABBR0

15

SPECIES	INPUT WT PRCNT	CALC CAT PPCNT	COMP ERROR CTGCT	MINERAL	CAT PRCNT	WT PRCNT
SI02	42.60	43.65	0.00	07	0.00	0.00
TI02	1.15	.85	1.00	CO	0.00	0.00
Z202	-0.00	0.00	0.00	Z	0.00	0.00
AL203	12.60	15.22	0.00	OR	7.19	6.50
CR203	-0.00	0.00	0.00	PL	44.43	39.12
FE203	7.59	5.85	0.00	(AN)	19.97	17.01
FE0	8.63	7.40	0.00	(AN)	24.67	22.11
MNO	.24	[.24]		LD	0.00	0.00
NIO	-0.00	[0.00]		NE	0.00	0.00
MGO	7.89	11.91	0.00	KP	0.00	0.00
CAO	8.61	9.44	0.00	HL	0.00	0.00
SPO	-0.00	[0.00]		TH	0.00	0.00
GAO	-0.00	[0.00]				
NA2O	2.31	3.99	0.00	AC	0.00	0.00
K2O	1.15	1.44	0.00	NS	0.00	0.00
P2O5	-0.00	0.00	0.00	KS	0.00	0.00
H2O+	-0.00			WO	0.00	0.00
H2O-	-0.00			DI	18.28	16.57
SO3	-0.00	0.00	0.00	(HO)	9.10	8.58
S	-0.00	[0.00]		(EN)	5.87	5.63
CL	-0.00	[0.00]		(FS)	2.23	2.39
F	-0.00	[0.00]		HY	11.44	10.75
CO2	-0.00	0.00	0.00	(EN)	8.64	7.94
				(FS)	2.89	3.09
				OL	8.26	6.95
				(FO)	6.24	4.75
				(FA)	2.02	2.23
				CS	0.00	0.00
				MT	8.78	11.00
				CY	0.00	0.00
				IL	1.70	2.09
				HY	0.00	0.00
				SP	0.00	0.00
				PF	0.00	0.00
				RU	0.00	0.00
				AP	0.00	0.00
				FL	0.00	0.00
				PY	0.00	0.00
				CC	0.00	0.00
TOTAL	92.31	100.00				
-H2O	92.31					
				SALIC	51.62	45.62
				FEMIC	48.38	46.70
				TOTAL	100.00	92.31

AN/PL WT PCT 56.52 MOL PCT 55.36

FA/ZOL WT PCT 31.96 MOL PCT 24.49

EN/HY WT PCT 72.11 MOL PCT 75.51

DI/NDX WT PCT 23.51 CAT PCT 27.16

QZ-AR-OR DIAGRAM

WT PCT QZ 0.00 AB 72.35 OR 27.65

MOL PCT QZ 0.00 AB 73.53 OR 26.47

QZ-NE-KP DIAGRAM

WT PCT QZ 45.09 NE 39.19 KP 15.71

MOL PCT QZ 66.67 NE 24.51 KP 8.82

AN-AB-OR DIAGRAM

WT PCT AN 48.47 AB 37.23 OR 14.25

MOL PCT AN 47.39 AB 38.69 OR 13.93

A-F-M DIAGRAM

WT PCT ALK 11.45 FE 59.79 MG 28.75

MOL PCT ALK 10.88 FE 41.37 MG 47.75

(NA+K)/AL ATM WT PCT 36.05 GRMATH PCT 35.69

(FE+MN)/(FE+MN+MG) ATM WT PCT 72.23 GRMATH PCT 53.11

NA2O/(NA2O+K2O) WT PCT 64.63 MOL PCT 73.53

FE0/(FE0+FE203) WT PCT 53.21 MOL PCT 71.65

COOMBS BASALT PLCT NE-OL-QZ-DI(=37.95)

QZ= .15 NE= 0.00 OL= .37 DI= .48

102

IDENTIFICATION FIELD READS.. 7444181

GABRO SP. G. 3.15

16

SPECIES	INPUT WT PRCNT	CALC CAT PRCNT	COMP ERROR TRACT	MINERAL	CAT PRCNT	WT PRCNT
SI02	47.20	47.85	0.10	OZ	3.01	2.97
TI02	.49	.37	7.00	CO	0.00	0.00
7R02	-0.00	0.00	0.00	Z	0.00	0.00
AL203	9.83	11.71	7.00	OR	1.16	1.06
CR203	-0.00	0.00	0.00	PL	36.06	32.17
FE203	4.79	3.65	0.10	(AB)	14.74	12.69
FE0	4.13	3.42	0.00	(AN)	21.32	19.48
440	.09	[.09]		LC	0.00	0.00
HI0	-0.00	[0.00]		NE	0.00	0.00
460	8.25	12.47	0.00	KP	0.00	0.00
CA0	15.93	17.27	0.00	HL	0.00	0.00
SR0	-0.00	[0.00]		TH	0.00	0.00
BA0	-0.00	[0.00]				
NA20	1.50	2.95	0.00	AC	0.00	0.00
K20	.19	.23	0.00	NS	0.00	0.00
P205	-0.00	0.00	0.00	KS	0.00	0.00
H20+	-0.00			WO	0.00	0.00
H20-	-0.00			DI	52.93	46.87
SO3	-0.00	0.00	0.00	(WO)	26.01	24.80
S	-0.00	[0.00]	0.00	(EN)	23.57	19.42
CL	-0.00	[0.00]	0.00	(FS)	2.45	2.65
F	-0.00	[0.00]	0.00	HY	1.51	1.28
CO2	-0.00	0.00	0.00	(EN)	1.36	1.12
				(FS)	.14	.15
TOTAL	92.23	100.00		OL	0.00	0.00
-H20	92.23			(FO)	0.00	0.00
				(FA)	0.00	0.00
				CS	0.00	0.00
				HT	5.48	6.95
				CH	0.00	0.00
				IL	.75	.93
				HM	0.00	0.00
				SP	0.00	0.00
				PF	0.00	0.00
				RU	0.00	0.00
				AP	0.00	0.00
				FL	0.00	0.00
				PY	0.00	0.00
				CC	0.00	0.00
				SALIC	40.24	36.20
				FEMIC	59.76	56.03
				TOTAL	100.00	92.23

AN/PL WT PCT 60.54 MOL PCT 59.12

FA/OL WT PCT 0.00 MOL PCT 0.00

EN/HY WT PCT 88.00 MOL PCT 90.60

GIFNOX WT PCT 16.73 CAT PCT 18.92

OZ-AB-OR DIAGRAM

WT PCT OZ 17.77 AB 75.88 OR 6.35

MOL PCT OZ 48.64 AB 47.60 OR 3.76

OZ-NE-KP DIAGRAM

WT PCT OZ 55.28 NE 41.10 KP 3.61

MOL PCT OZ 74.67 NE 23.48 KP 1.95

AN-AB-OR DIAGRAM

WT PCT AN 58.60 AB 38.19 OR 3.20

MOL PCT AN 57.27 AB 39.60 OR 3.13

A-F-H DIAGRAM

WT PCT ALK 8.96 FE 47.04 46 44.00

MOL PCT ALK 8.24 FE 27.17 46 64.59

(NA+K)/AL ATM WT PCT 24.34 GRMATH PCT 27.17

(FE+MN)/(FE+MN+46) ATM WT PCT 56.84 GRMATH PCT 36.44

NA20/(NA20+K20) WT PCT 89.29 MOL PCT 92.68

FE0/(FE0+FE203) WT PCT 45.69 MOL PCT 65.16

COOMBS BASALT PLOT NE-OL-OZ-DI(=56.55)

OZ= .07 NE= 0.00 OL= .01 DI= .92

103

IDENTIFICATION FIELD READS.. 74RA39

GARRRO SP. G. 3.10

17

SPECIES	INPUT WT PRCNT	CALC CAT PRCNT	CCMP F930P CTPCT	MINERAL	CAT PRCNT	WT PRCNT
SiO2	47.10	45.53	7.00	OZ	2.30	2.38
TiO2	.24	.17	(.30)	CO	3.37	2.96
ZrO2	-0.10	0.00	0.00	Z	0.00	0.00
AL2O3	22.70	25.45	7.00	OR	3.88	3.72
CR2O3	-0.00	0.00	0.00	PL	63.99	63.26
FF2O3	3.17	2.23	1.00	(AB)	19.48	17.60
FeO	2.65	2.14	0.00	(AN)	44.51	42.66
MNO	.11	(.39)		LC	0.00	0.00
NiO	-0.00	(0.00)		NE	0.00	0.00
MgO	7.25	10.44	0.00	KP	0.00	0.00
CaO	0.50	0.90	0.00	HL	0.00	0.00
SrO	-0.00	(0.00)		TH	0.00	0.00
BAO	-0.00	(0.00)				
NA2O	2.58	3.90	0.00	AG	0.00	0.00
K2O	.63	.78	(.00)	NS	0.00	0.00
P2O5	-0.00	0.00	0.00	KS	0.00	0.00
H2O+	-0.00			MO	0.00	0.00
H2O-	-0.00			DI	0.00	0.00
SO3	-0.00	0.00	0.00	(KO)	0.00	0.00
S	-0.00	(0.00)	0.00	(EN)	0.00	0.00
CL	-0.00	(0.00)	0.00	(FS)	0.00	0.00
F	-0.00	(0.00)	0.00	HY	22.76	23.19
CO2	-0.00	0.00	0.00	(EN)	20.88	18.06
				(FS)	1.88	2.14
TOTAL	94.43	100.00		OL	0.00	0.00
-H2O	94.43			(FO)	0.00	0.00
				(FA)	0.00	0.00
				CS	0.00	0.00
				MT	3.35	4.45
				CM	0.00	0.00
				IL	.35	.46
				HM	0.00	0.00
				SP	0.00	0.00
				PF	0.00	0.00
				RU	0.00	0.00
				AP	0.00	0.00
				FL	0.00	0.00
				PY	0.00	0.00
				CC	0.00	0.00
				SALIC	73.54	69.33
				FEMIC	26.46	25.10
TOTAL				TOTAL	100.00	94.43

AN/PL	WT PCT	70.80	MOL PCT	69.56
FA/OL	WT PCT	0.00	MOL PCT	0.00
EN/HY	WT PCT	89.41	MOL PCT	91.73
DIFDX	WT PCT	23.71	CAT PCT	25.56
OZ-AB-OR DIAGRAM				
WT PCT	OZ	10.05	AB	74.25
	OR	15.70		
MOL PCT	OZ	33.00	AB	55.87
	OR	11.13		
OZ-NE-KP DIAGRAM				
WT PCT	OZ	50.85	NE	40.22
	KP	8.92		
MOL PCT	OZ	71.37	NE	23.88
	KP	4.75		
AN-AB-OR DIAGRAM				
WT PCT	AN	66.68	AB	27.51
	OR	5.82		
MOL PCT	AN	65.58	AB	29.70
	OR	5.72		
A-F-M DIAGRAM				
WT PCT	ALK	17.28	FE	35.48
	Mg	46.24		
MOL PCT	ALK	14.57	FE	20.31
	Mg	65.11		
(NA+K)/AL	ATM WT PCT	17.20	GRMATM PCT	18.08
(FE+MN)/(FE+MN+MS)	ATM WT PCT	49.54	GRMATM PCT	29.95
NA2O/(NA2O+K2O)	WT PCT	76.75	MOL PCT	83.38
FeO/(FeO+Fe2O3)	WT PCT	46.33	MOL PCT	55.74

COOH'S BASALT PLOT NE-OL-OZ-DI(=25.06)

OZ= .55 NE= 0.00 OL= .45 DI= 0.00

IDENTIFICATION FIELD READS.. 744M5

GABBROIC ANORTHOSITE SP. G. 2.86

18

SPECIES	INPUT WT PRCNT	CALC CAT PRCNT	CCMP ERROR PRCNT	MINERAL	CAT PRCNT	WT PRCNT
SI02	47.60	46.01	0.00	OZ	.78	.81
TI02	.39	.28	0.00	CO	0.00	0.00
ZRO2	-0.00	0.00	0.00	Z	0.00	0.00
AL2O3	22.00	25.06	1.00	OR	1.54	1.48
CR2O3	-0.00	0.00	0.00	PL	72.48	68.27
FE2O3	2.27	1.65	0.00	(AB)	21.18	19.12
FE0	3.90	3.15	0.00	(AN)	51.30	49.15
MNO	.12	[.10]		LC	0.00	0.00
NIO	-0.00	[0.00]		NE	0.00	0.00
MGO	4.05	5.84	0.00	KP	0.00	0.00
CAO	12.90	13.36	0.00	HL	0.00	0.00
SRO	-0.00	[0.00]		TH	0.00	0.00
BAO	-0.00	[0.00]				
NA2O	2.26	4.24	0.00	AC	0.00	0.00
K2O	.25	.31	0.00	NS	0.00	0.00
P2O5	-0.00	0.00	0.00	KS	0.00	0.00
H2O+	-0.00			WO	0.00	0.00
H2O-	-0.00			DI	12.40	12.01
SO3	-0.00	0.00	0.00	(HO)	6.20	6.20
S	-0.00	[0.00]	0.00	(EN)	4.54	3.92
CL	-0.00	[0.00]	0.00	(FS)	1.66	1.89
F	-0.00	[0.00]	0.00	HY	9.75	9.14
CO2	-0.00	0.00	0.00	(EM)	7.13	6.17
				(FS)	2.62	2.97
TOTAL	95.74	100.00		OL	0.00	0.00
-H2O	95.74			(FO)	0.00	0.00
				(FA)	0.00	0.00
				CS	0.00	0.00
				MT	2.48	3.29
				CH	0.00	0.00
				IL	.57	.74
				HM	0.00	0.00
				SP	0.00	0.00
				PF	0.00	0.00
				RU	0.00	0.00
				AP	0.00	0.00
				FL	0.00	0.00
				PY	0.00	0.00
				CC	0.00	0.00
				SALIC	74.80	70.56
				FEMIC	25.20	25.18
				TOTAL	100.00	95.74

AN/PL WT PCT 71.99 MOL PCT 70.78

FA/OL WT PCT 2.00 MOL PCT 0.00

EN/HY WT PCT 67.46 MOL PCT 73.15

DIFNDX WT PCT 21.41 CAT PCT 23.50

OZ-AB-OR DIAGRAM

WT PCT OZ 3.78 AB 89.32 OR 6.90

MOL PCT OZ 14.70 AB 79.52 OR 5.79

OZ-NE-KP DIAGRAM

WT PCT OZ 47.69 NE 48.39 KP 3.92

MOL PCT OZ 68.49 NE 29.33 KP 2.14

AN-AB-OR DIAGRAM

WT PCT AN 70.46 AB 27.42 OR 2.12

MOL PCT AN 69.31 AB 25.61 OR 2.08

A-F-M DIAGRAM

WT PCT ALK 19.72 FE 49.47 MG 31.81

MOL PCT ALK 18.80 FE 32.92 MG 48.29

(NA+K)/AL ATH WT PCT 16.13 GRMATH PCT 18.13

(FE+MN)/(FE+MN+MG) ATH WT PCT 65.35 GRMATH PCT 45.65

NA2O/(NA2O+K2O) WT PCT 90.04 MOL PCT 93.22

FE0/(FE0+FE2O3) WT PCT 63.21 MOL PCT 79.25

COOH3S BASALT PLOT NE-OL-OZ-OT(=22.94)

OZ= .25 NE= 3.00 OL= .21 DI= .54

105

SPECIES	INPUT WT PRCNT	CALC CAT PRCNT	COMP FEFOP CTPCT	MINERAL	CAT PRCNT	WT PRCNT
SiO2	45.70	43.38	0.00	QZ	0.00	0.00
TiO2	.19	.14	0.00	CO	0.00	0.00
ZrO2	-0.00	0.00	0.00	Z	0.00	0.00
Al2O3	25.99	26.97	0.00	OR	2.54	2.49
Cr2O3	-0.00	0.00	0.00	PL	74.92	74.29
Fe2O3	1.97	1.41	0.00	(AN)	15.15	13.93
FeO	1.70	1.35	0.00	(AN)	61.78	60.27
MnO	.06	(.05)		LC	0.00	0.00
NiO	-0.00	(0.00)		NE	2.17	1.80
MgO	3.60	5.99	0.00	KP	0.00	0.00
CaO	15.10	15.35	0.00	HL	0.00	0.00
SrO	-0.00	(0.00)		TH	0.00	0.00
BaO	-0.00	(0.00)				
Na2O	2.04	3.75	0.00	AC	0.00	0.00
K2O	.42	.51	0.00	NS	0.00	0.00
P2O5	-0.00	0.00	0.00	KS	0.00	0.00
H2O+	-0.00			NO	0.00	0.00
H2O-	-0.00			DI	12.00	11.50
SO3	-0.00	0.00	0.00	(HO)	6.00	6.11
S	-0.00	(0.00)	0.00	(EN)	5.41	4.76
Cl	-0.00	(0.00)	0.00	(FS)	.59	.69
F	-0.00	(0.00)	0.00	HY	0.00	0.00
CO2	-0.00	0.00	0.00	(EN)	0.00	0.00
TOTAL	96.68	100.00		(FS)	0.00	0.00
-H2O	96.68			OL	3.99	3.42
				(FO)	3.58	2.95
				(FA)	.39	.47
				CS	0.00	0.00
				HT	2.11	2.86
				CH	0.00	0.00
				IL	.27	.36
				HM	0.00	0.00
				SP	0.00	0.00
				PF	0.00	0.00
				RU	0.00	0.00
				AP	0.00	0.00
				FL	0.00	0.00
				PY	0.00	0.00
				CC	0.00	0.00
				SALIC	81.64	78.49
				FEMIC	18.36	18.19
				TOTAL	100.00	96.68

AN/PL WT PCT 81.23 MOL PCT 80.31

FA/OL WT PCT 13.70 MOL PCT 9.33

FN/HY WT PCT 3.69 MOL PCT 0.10

DIFNOX WT PCT 18.22 CAT PCT 19.85

QZ-AB-OR DIAGRAM

WT PCT QZ 0.00 AB 0.00 OR 0.00

MOL PCT QZ 0.00 AB 0.00 OR 0.00

QZ-NE-KP DIAGRAM

WT PCT QZ 40.93 NE 51.33 KP 7.74

MOL PCT QZ 62.41 NE 33.11 KP 4.48

AN-AB-OR DIAGRAM

WT PCT AN 78.60 AB 18.17 OR 3.24

MOL PCT AN 77.74 AB 19.05 OR 3.20

A-F-M DIAGRAM

WT PCT ALK 25.28 FE 37.72 MG 37.00

MOL PCT ALK 22.97 FE 22.13 MG 54.90

(NA+K)/AL ATM WT PCT 13.58 GRMATM PCT 14.71

(FE+MN)/(FE+MN+MG) ATM WT PCT 55.84 GRMATM PCT 35.51

NA2O/(NA2O+K2O) WT PCT 82.93 MOL PCT 88.07

FeO/(FeO+Fe2O3) WT PCT 46.32 MOL PCT 65.73

COOMBS BASALT PLOT NE-OL-QZ-DI(=18.15)

OZ= 0.00 NE= .12 OL= .22 DI= .66

IDENTIFICATION FIELD READS.. 713439A

GABBROIC ANORTHOSITE SP. G. 2.93

20

SPECIES	INPUT WT PRCNT	CALC CAT PRCNT	COMP EPTOP CTPCT	MINERAL	CAT PRCNT	WT PRCNT
SI02	44.00	43.22	0.00	QZ	0.00	0.00
TI02	.23	.17	0.00	CO	0.00	0.00
ZR02	-0.75	0.00	0.00	Z	0.00	0.00
AL203	17.40	23.61	0.00	OR	0.00	0.00
CP203	-0.30	0.00	0.00	PL	56.42	52.66
FE203	4.99	3.69	0.00	(AB)	9.81	8.72
FEO	4.31	3.54	0.00	(AN)	46.51	43.95
MNO	.14	(.12)		LC	0.00	0.00
NIO	-0.00	(0.00)		NE	0.00	0.00
MGO	9.00	14.49	0.00	KP	0.00	0.00
CAO	11.60	12.21	0.00	HL	0.00	0.00
SRO	-0.00	(0.00)		TH	0.00	0.00
BAO	-0.00	(0.00)				
NA2O	1.33	1.96	0.00	AC	0.00	0.00
K2O	0.33	0.00	0.00	NS	0.00	0.00
P205	-0.00	0.00	0.00	KS	0.00	0.00
H2O+	-0.00			HO	0.00	0.00
H2O-	-0.00			DI	11.54	10.75
SO3	-0.00	0.00	0.00	(HO)	5.77	5.68
S	-0.00	(0.00)	0.00	(EN)	5.18	4.41
CL	-0.00	(0.00)	0.00	(FS)	.59	.66
F	-0.00	(0.00)	0.00	HY	25.17	22.09
CO2	-0.00	0.00	0.00	(EN)	22.61	19.23
TOTAL	94.00	100.00		(FS)	2.56	2.86
-H2O	94.00			OL	1.05	.83
				(FO)	.90	.71
				(FA)	.10	.12
				CS	0.00	0.00
				MT	5.53	7.24
				CM	0.00	0.00
				IL	.34	.44
				HM	0.00	0.00
				SP	0.00	0.00
				PF	0.00	0.00
				RU	0.00	0.00
				AP	0.00	0.00
				FL	0.00	0.00
				PY	0.00	0.00
				CC	0.00	0.00
				SALIC	56.42	52.66
				FENIC	43.58	41.34
				TOTAL	100.00	94.00

AN/PL WT PCT 83.45 MOL PCT 82.52

FA/OL WT PCT 14.10 MOL PCT 10.18

EN/HY WT PCT 47.04 MOL PCT 39.82

DIFNOX WT PCT 8.72 CAT PCT 9.81

QZ-AB-OR DIAGRAM

WT PCT QZ 0.36 AN100.00 OR 0.00

MOL PCT QZ 0.00 AN100.00 OR 0.00

QZ-NE-KP DIAGRAM

WT PCT QZ 45.83 NE 54.17 KP 0.00

MOL PCT QZ 66.67 NE 33.33 KP 0.00

AN-AB-OR DIAGRAM

WT PCT AN 83.45 AB 16.55 OR 0.00

MOL PCT AN 82.62 AB 17.38 OR 0.00

A-F-M DIAGRAM

WT PCT ALK 5.09 FE 45.97 YG 48.94

MOL PCT ALK 4.70 FE 25.81 YG 69.48

(NA+K)/AL ATM WT PCT 8.11 GRMATH PCT 9.52

(FE+MN)/(FE+MN+MG) ATM WT PCT 53.79 GRMATH PCT 33.63

NA2O/(NA2O+K2O) WT PCT 100.00 MOL PCT 100.00

FEO/(FEO+FE2O3) WT PCT 46.34 MOL PCT 65.75

COOMBS SASALT PLOT NE-OL-QZ-DI(=37.71)

QZ= .33 NE= 3.00 OL= .36 DI= .31

107

SPECIES	INPUT WT PRCNT	CALC CAT PRCNT	CC'P ERROR C'PCT	MINERAL	CAT PRCNT	WT PRCNT
SiO2	45.30	42.31	0.00	QZ	0.00	0.00
TiO2	.19	.13	0.00	CO	0.00	0.00
FeO	-0.00	0.00	0.00	Z	0.00	0.00
Al2O3	29.70	32.69	0.00	OR	.24	.24
Cr2O3	-0.00	0.00	0.00	PL	82.30	81.97
Fe2O3	1.43	1.00	0.00	(AB)	12.54	11.72
FeO	1.23	.96	0.00	(AN)	69.84	69.25
MnO	.03	(.02)		LC	0.00	0.00
NiO	-0.00	(0.00)		NE	6.60	5.57
H2O	1.05	1.46	0.00	KP	3.00	0.00
CaO	16.65	16.66	0.00	HL	0.00	0.00
SiO	-0.00	(0.00)		TH	0.00	0.00
Na2O	-0.00	(0.00)		AC	0.00	0.00
Na2O	2.60	4.71	0.00	NS	0.00	0.00
K2O	.04	.05	0.00	KS	0.00	0.00
P2O5	-0.00	0.00	0.00	NO	1.77	1.83
H2O+	-0.00			DI	7.24	7.18
H2O-	-0.00			(HO)	3.62	3.75
S03	-0.00	0.00	0.00	(EN)	2.92	2.62
S	-0.00	(0.00)	0.00	(FS)	.70	.82
CL	-0.00	(0.00)	0.00	4Y	0.00	0.00
F	-0.00	(0.00)	0.00	(EN)	0.00	0.00
CO2	-0.00	0.00	0.00	(FS)	0.00	0.00
TOTAL	98.22	100.00		OL	0.00	0.00
-H2O	98.22			(FO)	0.00	0.00
				(FA)	0.00	0.00
				CS	0.00	0.00
				HT	1.51	2.07
				CM	0.00	0.00
				IL	.27	.36
				HM	0.00	0.00
				SP	0.00	0.00
				PF	0.00	0.00
				RU	0.00	0.00
				AP	0.00	0.00
				FL	0.00	0.00
				PY	0.00	0.00
				CC	0.00	0.00
				SALIC	89.22	86.78
				FEMIC	10.78	11.44
				TOTAL	100.00	98.22

AN/PL	WT PCT	39.52	MOL PCT	84.77
FA/OL	WT PCT	0.00	MOL PCT	0.00
CM/HY	WT PCT	0.00	MOL PCT	0.00
DI/FNJX	WT PCT	17.53	CAT PCT	19.33

QZ-AB-OR DIAGRAM

WT PCT	QZ	0.00	AB	0.00	OR	0.00
MOL PCT	QZ	0.00	AB	0.00	OR	0.00

QZ-NE-KP DIAGRAM

WT PCT	QZ	31.23	NE	60.00	KP	.77
MOL PCT	QZ	51.81	NE	47.71	KP	.48

AN-AB-OR DIAGRAM

WT PCT	AN	85.27	AB	14.44	OR	.29
MOL PCT	AN	84.53	AB	15.18	OR	.29

A-F-M DIAGRAM

WT PCT	ALK	41.57	FE	41.89	MG	15.54
MOL PCT	ALK	44.84	FE	27.59	MG	27.56

(NA+K)/AL	ATH WT PCT	12.48	GRMATY PCT	14.55
(FE+MN)/(FE+MN+MG)	ATH WT PCT	75.76	GRMATY PCT	57.65
NA2O/(NA2O+K2O)	WT PCT	98.48	MOL PCT	99.00
FeO/(FeO+Fe2O3)	WT PCT	46.24	MOL PCT	65.66

COOMPS BASALT PLOT NE-OL-QZ-DI(=13.84)

QZ= 0.00 NE= .48 OL= 0.00 DI= .52

SPECIES	INPUT WT PRCNT	CALC CAT PRCNT	COMP FRRP CIPCT	MINERAL	CAT PRCNT	WT PRCNT
SI02	58.13	49.91	0.00	QZ	6.96	6.98
TIO2	.43	.32	0.00	CO	0.00	0.00
ZRO2	-0.00	0.00	0.00	Z	0.00	0.00
AL2O3	19.00	22.31	0.00	OR	1.73	1.65
CR2O3	-0.00	0.00	0.00	PL	67.92	61.74
FE2O3	3.29	2.47	0.00	(AN)	26.07	22.85
FE0	2.84	2.37	0.00	(AN)	41.84	38.90
MNO	.18	(.15)		LC	0.00	0.00
NIO	-0.00	(0.00)		NE	0.00	0.00
MGO	1.00	1.48	0.00	KP	0.00	0.00
CAO	14.45	15.42	0.00	HL	0.00	0.00
SRO	-0.00	(0.00)		TH	0.00	0.00
BAO	-0.00	(0.00)				
NA2O	2.70	5.21	0.00	AC	0.00	0.00
K2O	.28	.36	0.00	NS	0.00	0.00
P2O5	-0.00	0.00	0.00	KS	0.00	0.00
H2O+	-0.00			HO	9.21	8.94
H2O-	-0.00			DI	9.79	9.36
SO3	-0.00	0.00	0.00	(HO)	4.89	4.75
S	-0.00	(0.00)	0.00	(EN)	2.97	2.49
CL	-0.00	(0.00)	0.00	(FS)	1.93	2.12
F	-0.00	(0.00)	0.00	HY	0.00	0.00
CO2	-0.00	0.00	0.00	(EN)	0.00	0.00
				(FS)	0.00	0.00
TOTAL	94.27	100.00		OL	0.00	0.00
-H2O	94.27			(FO)	0.00	0.00
				(FA)	0.00	0.00
				CS	0.00	0.00
				MT	3.79	4.77
				CM	0.00	0.00
				IL	.64	.82
				HM	0.00	0.00
				SP	0.00	0.00
				PF	0.00	0.00
				RU	0.00	0.00
				AP	0.00	0.00
				FL	0.00	0.00
				PY	0.00	0.00
				CC	0.00	0.00
				SALIC	76.65	70.38
				FEMIC	23.35	23.39
				TOTAL	100.00	94.27

AN/PL	WT PCT	63.00	MOL PCT	61.61
FA/OL	WT PCT	0.00	MOL PCT	0.00
EN/HY	WT PCT	0.00	MOL PCT	0.00
DIFNOX	WT PCT	31.49	CAT PCT	34.81

QZ-AN-OR DIAGRAM

WT PCT	QZ	22.18	AN	72.56	OR	5.26
MOL PCT	QZ	55.53	AN	41.63	OR	2.54

QZ-NE-KP DIAGRAM

WT PCT	QZ	57.70	NE	39.31	KP	2.99
MOL PCT	QZ	76.46	NE	22.03	KP	1.50

AN-AB-OP DIAGRAM

WT PCT	AN	61.35	AB	36.04	OR	2.61
MOL PCT	AN	60.03	AB	37.41	OR	2.55

A-F-M DIAGRAM

WT PCT	ALK	29.48	FE	60.63	MG	9.99
MOL PCT	ALK	35.40	FE	45.74	MG	18.87

(NA+K)/AL	ATM WT PCT	22.23	GRMATY PCT	24.97
(FE+MN)/(FE+MN+MG)	ATM WT PCT	88.51	GRMATY PCT	77.05
NA2O/(NA2O+K2O)	WT PCT	90.60	MOL PCT	93.61
FE0/(FE0+FE2O3)	WT PCT	46.33	MOL PCT	65.74

COOHRS BASALT PLOT NE-OL-QZ-DI(=16.75)

QZ= .42 NE= 0.00 OL= 0.00 DI= .58

SPECIES	INPUT WT PRCNT	CALC CAT PRCNT	COMP ERROR CTECT	MINERAL	CAT PRCNT	WT PRCNT
SI02	46.80	43.66	0.00	QZ	0.00	0.00
TI02	.20	.14	0.00	CO	.87	.79
ZRD2	-0.00	0.00	0.00	Z	0.00	0.00
AL203	30.80	33.86	0.00	OR	0.00	0.00
CR203	-0.00	0.00	0.00	PL	93.24	91.33
FE203	1.15	.81	0.00	(AN)	21.52	20.14
FE0	.99	.77	0.00	(AN)	71.71	71.19
MNO	.03	[.02]		LC	0.00	0.00
NIO	-0.00	[0.00]		NE	0.00	0.00
MGO	1.50	2.09	0.00	KP	0.00	0.00
CAO	14.35	14.34	0.00	HL	0.00	0.00
SRO	-0.00	[0.00]		TH	0.00	0.00
RAO	-0.00	[0.00]				
NA2O	2.38	4.30	0.00	AC	0.00	0.00
K2O	0.00	0.00	0.00	NS	0.00	0.00
P205	-0.00	0.00	0.00	KS	0.00	0.00
H2O+	-0.00			HO	0.00	0.00
H2O-	-0.00			OI	0.00	0.00
S03	-0.00	0.00	0.00	(HO)	0.00	0.00
S	-0.00	[0.00]		(EM)	0.00	0.00
CL	-0.00	[0.00]		(FS)	0.00	0.00
F	-0.00	[0.00]		HY	3.56	3.29
CO2	-0.00	0.00	0.00	(EN)	3.17	2.84
				(FS)	.38	.45
				OL	.84	.74
				(FO)	.75	.63
				(FA)	.09	.11
				CS	0.00	0.00
				HT	1.21	1.67
				CM	0.00	0.00
				IL	.28	.38
				HM	0.00	0.00
				SP	0.00	0.00
				PF	0.00	0.00
				RU	0.00	0.00
				AP	0.00	0.00
				FL	0.00	0.00
				PY	0.00	0.00
				CC	0.00	0.00
TOTAL	98.20	100.00				
-H2O	98.20					
				SALIC	94.11	92.12
				FEMIC	5.89	6.88
				TOTAL	100.00	98.20

AN/PL	WT PCT	77.95	MOL PCT	76.92
FA/OL	WT PCT	14.90	MOL PCT	10.78
EN/HY	WT PCT	86.29	MOL PCT	89.22
OIFNDX	WT PCT	20.14	CAT PCT	21.52

QZ-AB-OR DIAGRAM

WT PCT	QZ	0.00	AN100.00	OR	0.00
MOL PCT	QZ	0.00	AN100.00	OR	0.00

QZ-NE-KP DIAGRAM

WT PCT	QZ	45.83	NE	54.17	KP	0.00
MOL PCT	QZ	66.67	NE	33.33	KP	0.00

AN-AB-OR DIAGRAM

WT PCT	AN	77.95	AB	22.05	OR	0.00
MOL PCT	AN	76.92	AB	23.08	OR	0.00

A-F-M DIAGRAM

WT PCT	ALK	39.53	FE	35.55	MG	24.92
MOL PCT	ALK	39.76	FE	21.72	MG	38.52

(NA+K)/AL	ATH WT PCT	10.83	GRMATH PCT	12.71
(FE+MN)/(FE+MN+MG)	ATH WT PCT	63.34	GRMATH PCT	43.46
NA2O/(NA2O+K2O)	WT PCT	100.00	MOL PCT	100.00
FE0/(FE0+FE203)	WT PCT	46.26	MOL PCT	65.68

COOMBS BASALT PLCT NE-OL-QZ-OI(= 4.40)

QZ= .40 NE= 0.00 OL= .60 OI= 0.00

IDENTIFICATION FIELD READS.. 712M38

GABBROIC ANORTHOSITE SP. G. 2.80

24

SPECIES	INPUT WT PRCNT	CALC CAT PRCNT	COMP EPRCP CTOCT	MINERAL	CAT PRCNT	WT PRCNT
SI02	46.20	42.67	0.00	QZ	0.00	0.00
TI02	.58	.43	0.00	CO	0.00	0.00
ZR02	-0.00	0.00	0.00	Z	0.00	0.00
AL203	29.43	32.60	0.00	OR	0.00	0.00
CR203	-0.00	0.00	0.00	PL	80.89	80.18
FE203	1.21	.84	0.00	(AB)	16.19	15.22
FEO	1.04	.80	0.00	(AN)	54.79	64.96
MNO	.31	(.31)		LC	0.00	0.00
NIO	-0.00	(0.00)		NE	8.60	7.34
MGO	.55	.76	0.00	KP	0.00	0.00
CR0	16.60	16.43	0.00	HL	0.00	0.00
SR0	-0.00	(0.00)		TH	0.00	0.00
BA0	-0.00	(0.00)				
NA20	3.40	6.09	0.00	AC	0.00	0.00
K20	0.00	0.00	0.00	NS	0.00	0.00
P205	-0.00	0.00	0.00	KS	0.00	0.00
H2O+	-0.00			WO	5.42	5.08
H2O-	-0.00			DI	3.33	2.95
S03	-0.00	0.00	0.00	(WO)	1.51	1.58
S	-0.00	(0.00)	0.00	(EN)	1.51	1.37
CL	-0.00	(0.00)	0.00	(FS)	0.00	0.00
F	-0.00	(0.00)	0.00	HY	0.00	0.00
CO2	-0.00	0.00	0.00	(EN)	0.00	0.00
				(FS)	0.00	0.00
TOTAL	98.99	100.00		OL	0.00	0.00
-H2O	98.99			(FO)	0.00	0.00
				(FA)	0.00	0.00
				CS	0.00	0.00
				MT	1.22	1.73
				CH	0.00	0.00
				IL	.81	1.10
				HM	.02	.34
				SP	0.00	0.00
				PF	0.00	0.00
				RU	0.00	0.00
				AP	0.00	0.00
				FL	0.00	0.00
				PY	0.00	0.00
				CC	0.00	0.00
				SALIC	89.49	87.52
				FEMIC	10.51	11.47
				TOTAL	100.00	98.99

AN/PL WT PCT 81.02 MOL PCT 80.39

FA/OL WT PCT 0.00 MOL PCT 0.00

EN/HY WT PCT 0.00 MOL PCT 0.00

DIFNOX WT PCT 22.55 CAT PCT 24.71

QZ-AN-OR DIAGRAM

WT PCT QZ 5.00 AN 0.00 OR 0.00

MOL PCT QZ 0.00 AN 0.00 OR 0.00

QZ-NE-KP DIAGRAM

WT PCT QZ 30.91 NE 69.09 KP 0.00

MOL PCT QZ 51.41 NE 48.60 KP 0.00

AN-AB-OR DIAGRAM

WT PCT AN 81.02 AB 19.98 OR 0.00

MOL PCT AN 80.09 AB 19.91 OR 0.00

A-F-M DIAGRAM

WT PCT ALK 54.34 FE 36.29 MG 8.87

MOL PCT ALK 60.59 FE 24.35 MG 15.07

(NA+K)/AL ATM WT PCT 16.21 GRMATH PCT 19.02

(FE+MN)/(FE+MN+MG) ATM WT PCT 83.37 GRMATH PCT 69.57

NA20/(NA20+K20) WT PCT 100.00 MOL PCT 100.00

FEO/(FEO+FE203) WT PCT 46.22 MOL PCT 65.64

COOMBS BASALT PLOT NE-OL-QZ-DI(=11.63)

QZ= 0.00 NE= .74 OL= 0.00 DI= .26

111

SPECIES	INPUT WT PRCNT	CALC CAT PRCNT	CCMP ERROR CTPCT	MINERAL	CAT PRCNT	WT PRCNT
SiO2	46.50	41.70	0.30	OZ	0.00	0.00
TiO2	.21	.14	0.00	CO	.49	.44
ZrO2	-0.00	0.00	0.00	Z	0.00	0.00
Al2O3	33.50	35.41	0.30	OR	.17	.18
Cr2O3	-0.00	0.00	0.00	PL	91.74	93.93
Fe2O3	1.50	1.41	0.00	(AB)	15.36	14.95
FeO	.71	.53	0.00	(AN)	76.38	78.88
MnO	.04	[0.03]		LC	0.00	0.00
NiO	-0.00	[0.00]		NE	2.57	2.26
UO2	1.45	1.94	0.30	KP	0.00	0.00
CaO	15.90	15.28	0.30	HL	0.00	0.00
SP0	-0.00	[0.00]		TH	0.00	0.00
BaO	-0.00	[0.00]				
Na2O	2.26	3.93	0.30	AC	0.00	0.00
K2O	.03	.03	0.00	NS	0.00	0.00
P2O5	-0.00	0.00	0.00	KS	0.00	0.00
H2O+	-0.00			HO	0.00	0.00
H2O-	-0.00			DI	0.00	0.00
SO3	-0.00	0.00	0.00	(HO)	0.00	0.00
S	-0.00	[0.00]	0.00	(EN)	0.00	0.00
Cl	-0.00	[0.00]	0.00	(FS)	0.00	0.00
F	-0.00	[0.00]	0.00	HY	0.00	0.00
CO2	-0.00	0.00	0.00	(EN)	0.00	0.00
				(FS)	0.00	0.00
TOTAL	102.10	100.00		OL	2.91	2.53
-H2O	102.10			(FO)	2.91	2.53
				(FA)	0.00	0.00
				CS	0.00	0.00
				MT	1.26	1.81
				CM	0.00	0.00
				IL	.28	.40
				HM	.17	.25
				SP	0.00	0.00
				PF	0.00	0.00
				RU	0.00	0.00
				AP	0.00	0.00
				FL	0.00	0.00
				PY	0.00	0.00
				CC	0.00	0.00
				SALIC	95.38	97.11
				FEMIC	4.62	4.99
				TOTAL	100.00	102.10

AN/PL WT PCT 84.07 MOL PCT 83.26

FA/OL WT PCT 0.00 MOL PCT 0.00

FN/HY WT PCT 0.00 MOL PCT 0.00

DIFNDX WT PCT 17.39 CAT PCT 18.10

QZ-AB-OR DIAGRAM

WT PCT QZ 0.00 AB 0.00 OR 0.00

MOL PCT QZ 0.00 AB 0.00 OR 0.00

QZ-NE-KP DIAGRAM

WT PCT QZ 39.84 NE 59.59 KP .58

MOL PCT QZ 61.05 NE 38.61 KP .34

AN-AR-OR DIAGRAM

WT PCT AN 83.91 AB 15.90 OR .19

MOL PCT AN 93.10 AB 16.71 OR .19

A-F-M DIAGRAM

WT PCT ALK 38.49 FE 37.14 MG 24.37

MOL PCT ALK 39.97 FE 20.95 MG 39.39

(NA+K)/AL ATM WT PCT 9.60 GRMATM PCT 11.20

(FE+MN)/(FE+MN+MG) ATM WT PCT 65.11 GRMATM PCT 44.83

NA2O/(NA2O+K2O) WT PCT 98.69 MOL PCT 99.13

FeO/(FeO+Fe2O3) WT PCT 32.13 MOL PCT 51.27

COOHES BASALT PLOT NE-OL-QZ-DI(= 5.48)

OZ= 0.00 NE= .47 OL= .53 DI= 0.00

SPECIES	INPUT WT PRCNT	CALC CAT PRCNT	CC1P F2200 C1PCT	MINERAL	CAT PRCNT	WT PRCNT
S102	45.30	42.27	0.00	OZ	9.00	9.00
T102	.20	.14	0.00	CO	0.00	0.00
7202	-0.00	0.00	0.00	Z	0.00	0.00
AL203	28.70	31.56	0.00	OR	4.64	4.61
CR203	-0.00	0.00	0.00	PL	83.37	81.97
FE203	2.47	1.73	0.00	(AB)	13.57	12.69
FE0	2.13	1.66	0.00	(AN)	69.83	69.27
MNO	.07	(.06)		LC	0.00	0.00
NIO	-0.00	(0.00)		NE	0.00	0.00
MGO	3.30	4.59	0.00	KP	0.00	0.00
CAO	14.35	14.35	0.00	HL	0.00	0.00
SRO	-0.00	(0.00)		TH	0.00	0.00
BAO	-0.00	(0.00)				
NA2O	1.50	2.71	0.00	AC	0.00	0.00
K2O	.78	.93	0.00	NS	0.00	0.00
P2O5	-0.00	0.00	0.00	KS	0.00	0.00
H2O+	-0.00			HO	0.00	0.00
H2O-	-0.00			DI	1.54	1.52
SO3	-0.00	0.00	0.00	(HO)	.77	.80
S	-0.00	(0.00)	0.00	(EM)	.57	.53
CL	-0.00	(0.00)	0.00	(FS)	.10	.12
F	-0.00	(0.00)	0.00	HY	.77	.72
CO2	-0.00	0.00	0.00	(EN)	.57	.53
				(FS)	.10	.12
TOTAL	98.80	100.00		OL	6.79	6.02
-H2O	98.80			(FO)	5.33	4.92
				(FA)	.91	1.10
				CS	0.00	0.00
				HT	2.63	3.58
				CM	0.00	0.00
				IL	.28	.38
				HM	0.00	0.00
				SP	0.00	0.00
				PF	0.00	0.00
				RU	0.00	0.00
				AP	0.00	0.00
				FL	0.00	0.00
				PY	0.00	0.00
				CC	0.00	0.00
				SALIC	88.01	86.58
				FEMIC	11.99	12.23
				TOTAL	100.00	98.80

AN/PL WT PCT 84.51 MOL PCT 83.72

FA/OL WT PCT 10.30 MOL PCT 13.40

EN/HY WT PCT 83.11 MOL PCT 86.50

DIFNOX WT PCT 17.30 CAT PCT 18.21

QZ-AB-CR DIAGRAM

WT PCT OZ 0.00 AB 73.36 OR 25.64

MOL PCT OZ 0.00 AB 74.51 OR 25.49

QZ-NE-KP DIAGRAM

WT PCT OZ 45.12 NE 39.74 KP 15.14

MOL PCT OZ 66.67 NE 24.84 KP 8.50

AN-AB-OR DIAGRAM

WT PCT AN 80.02 AB 14.66 OR 5.32

MOL PCT AN 79.31 AB 15.42 OR 5.27

A-F-M DIAGRAM

WT PCT ALK 22.40 FE 45.19 MG 32.42

MOL PCT ALK 20.37 FE 24.29 MG 51.34

(NA+K)/AL ATH WT PCT 11.59 GRMATM PCT 11.54

(FE+MN)/(FE+MN+MG) ATH WT PCT 63.33 GRMATM PCT 42.93

NA2O/(NA2O+K2O) WT PCT 65.79 MOL PCT 74.51

FFO/(FE0+FE203) WT PCT 46.30 MOL PCT 65.72

COOMBS BASALT PLOT NE-OL-QZ-DI (= 9.11)

OZ= .04 NE= 0.00 OL= .79 DI= .17

SPECIES	INPUT WT PCT	CALC CAT PCT	COMP ERROR CTPCT	MINERAL	CAT PRCNT	WT PRCNT							
SI02	46.91	41.56	0.00	QZ	0.00	0.00	AN/PL	WT PCT	84.98	MOL PCT	84.21		
TI02	.19	.13	0.00	CO	0.00	0.00	FA/OL	WT PCT	21.82	MOL PCT	16.16		
ZR02	-0.00	0.00	0.00	Z	0.00	0.00	EN/HY	WT PCT	0.00	MOL PCT	0.00		
AL203	29.99	31.23	0.00	OR	.73	.77	DIFDX	WT PCT	16.00	CAT PCT	16.47		
CR203	-0.00	0.00	0.00	PL	81.82	84.72	QZ-AN-OR DIAGRAM						
FE203	1.64	1.09	0.00	(AB)	12.92	12.72	WT PCT	QZ	0.50	AB	0.50	OR	0.00
FE0	2.39	1.77	0.00	(AN)	68.99	72.00	MOL PCT	QZ	0.00	AB	0.00	OR	0.00
MNO	.53	(.02)		LC	0.00	0.00	QZ-NE-KP DIAGRAM						
NI0	-0.00	(0.00)		NE	2.52	2.50	WT PCT	QZ	38.53	NE	58.74	KP	2.73
MGO	4.40	5.81	0.00	KP	0.00	0.00	MOL PCT	QZ	59.81	NE	38.58	KP	1.61
CA0	15.50	14.72	0.00	HL	0.00	0.00	AN-AB-OR DIAGRAM						
SR0	-0.00	(0.00)		TH	0.00	0.00	WT PCT	AN	84.22	AB	14.83	OR	.90
BA0	-0.00	(0.00)		AC	0.00	0.00	MOL PCT	AN	83.46	AB	15.65	OR	.89
NA20	2.05	3.52	0.00	NS	0.00	0.00	A-F-M DIAGRAM						
K20	.13	.15	0.00	KS	0.00	0.00	WT PCT	ALK	20.55	FE	37.98	MG	41.47
P205	-0.00	0.00	0.00	WC	0.00	0.00	MOL PCT	ALK	18.41	FE	23.26	MG	58.33
H20+	-0.00			DI	3.75	3.90	(NA+K)/AL ATM WT PCT 10.29 GRMATH PCT 11.75						
H20-	-0.00			(HO)	1.87	2.74	(FE+MN)/(FE+MN+MG) ATM WT PCT 53.29 GRMATH PCT 33.19						
S03	-0.00	0.00	0.00	(EN)	1.57	1.48	NA20/(NA20+K20) WT PCT 94.04 MOL PCT 95.99						
S	-0.00	(0.00)	0.00	(FS)	.30	.38	FE0/(FE0+FE203) WT PCT 59.31 MOL PCT 76.41						
CL	-0.00	(0.00)	0.00	(HY)	0.00	0.00	G00485 BASALT PLOT NE-OL-QZ-DI(=15.56)						
F	-0.00	(0.00)	0.00	(EN)	0.00	0.00	OZ= 0.00 NE= .18 OL= .58 DI= .24						
CO2	-0.00	0.00	0.00	(FS)	0.00	0.00							
				OL	8.99	9.49							
TOTAL	103.13	100.00		(FO)	7.54	6.64							
-H20	103.13			(FA)	1.45	1.85							
				CS	0.00	0.00							
				HT	1.64	2.38							
				CH	0.00	0.00							
				IL	.25	.36							
				HH	0.00	0.00							
				SP	0.00	0.00							
				PF	0.00	0.00							
				RU	0.00	0.00							
				AP	0.00	0.00							
				FL	0.00	0.00							
				PY	0.00	0.00							
				CC	0.00	0.00							
				SALIC	85.37	88.00							
				FEHIC	14.63	15.13							
				TOTAL	100.00	103.13							

IDENTIFICATION FIELD READS.. 74A44

GABBRIC ANORTHOISITE SP. G. 2.94

28

SPECIES	INPUT WT PRCNT	CALC CAT PRCNT	CCIP [WT] [PRCNT]	MINERAL	CAT PRCNT	WT PRCNT
SI02	44.60	44.36	0.10	QZ	4.24	4.27
TI02	.23	.17	0.00	CO	0.00	0.00
ZR02	-0.00	0.00	0.00	Z	0.00	0.00
AL203	17.20	20.16	1.90	OR	1.65	1.54
CR203	-0.00	0.00	0.00	PL	53.34	49.26
FE203	6.99	5.23	0.00	(A4)	7.52	6.60
FE0	5.97	4.89	0.00	(A4)	45.92	42.66
MNO	.18	(.15)		LC	0.00	0.00
H2O	-0.00	(0.00)		NE	0.00	0.00
MG0	4.50	12.60	0.00	KP	0.00	0.00
CA0	0.95	13.60	0.00	HL	0.00	0.00
SRO	-0.00	(0.00)		TH	0.00	0.00
RA0	-0.00	(0.00)				
NA20	.78	1.50	0.00	AC	0.00	0.00
K20	.26	.33	0.00	NS	0.00	0.00
P205	-0.00	0.00	0.00	KS	0.00	0.00
H20+	-0.00			HO	0.00	0.00
H20-	-0.00			DI	5.76	5.33
SO3	-1.00	0.00	0.00	(HO)	2.88	2.85
S	-0.00	(0.00)	0.00	(EN)	2.44	2.35
CL	-0.00	(0.00)	0.00	(FS)	.44	.48
F	-0.00	(0.00)	0.00	HY	26.82	23.60
CO2	-0.00	0.00	0.00	(EN)	22.76	19.12
TOTAL	94.56	100.00		(FS)	4.06	4.48
-H2O	94.56			OL	0.00	0.00
				(FO)	0.00	0.00
				(FA)	0.00	0.00
				CS	0.00	0.00
				HT	7.95	10.13
				CM	0.00	0.00
				IL	.34	.44
				HM	0.00	0.00
				SP	0.00	0.00
				PF	0.00	0.00
				RJ	0.00	0.00
				AP	0.00	0.00
				FL	0.00	0.00
				PY	0.00	0.00
				CC	0.00	0.00
				SALIC	59.23	55.06
				FENIC	49.77	39.50
				TOTAL	100.00	94.56

AN/PL WT PCT 86.60 MOL PCT 85.90

FA/OL WT PCT 0.00 MOL PCT 0.00

FN/HY WT PCT 81.22 MOL PCT 84.87

DIFNOX WT PCT 12.40 CAT PCT 13.41

QZ-AB-OP DIAGRAM

WT PCT QZ 34.39 AB 53.22 OR 12.39

MOL PCT QZ 69.82 AB 24.75 OR 5.43

QZ-NE-KP DIAGRAM

WT PCT QZ 81.18 NE 15.44 KP 3.38

MOL PCT QZ 81.18 NE 15.44 KP 3.38

AN-AB-OR DIAGRAM

WT PCT AN 83.98 AB 12.99 OR 3.02

MOL PCT AN 83.32 AB 13.69 OR 3.00

A-F-H DIAGRAM

WT PCT ALK 4.64 FE 57.41 MG 37.95

MOL PCT ALK 4.35 FE 35.68 MG 59.95

(NA+K)/AL ATH WT PCT 8.73 GRMATH PCT 9.10

(FE+MN)/(FE+MN+MG) ATH WT PCT 65.17 GRMATH PCT 44.89

NA20/(NA20+K20) WT PCT 75.60 MOL PCT 82.01

FE0/(FE0+FE203) WT PCT 45.65 MOL PCT 65.11

COOMBS BASALT PLCT NE-OL-QZ-DI(=36.82)

QZ= .48 NE= 0.00 OL= .36 DI= .16

SPECIES	INPUT WT PCT	CALC CAT PCT	COMP ERROR CTCT	MINERAL	CAT PCT	WT PCT
SI02	46.00	42.52	0.00	OZ	0.00	0.00
TI02	.21	.15	0.00	CO	0.00	0.00
ZR02	-0.00	0.00	0.00	Z	0.00	0.00
AL2O3	27.80	30.29	0.00	OR	0.00	0.00
CR2O3	-0.00	0.00	0.00	PL	88.75	87.09
FE2O3	2.08	1.45	0.00	(AR)	13.99	13.21
FE0	1.90	1.39	0.00	(AN)	66.76	65.88
MNO	.06	(.05)		LC	0.00	0.00
NIO	-0.00	(0.00)		NE	2.36	2.01
MG0	3.25	4.48	0.00	KP	0.00	0.00
CA0	16.25	16.09	0.00	HL	0.00	0.00
SR0	-0.00	(0.00)		TH	0.00	0.00
B10	-0.00	(0.00)				
NA2O	2.00	3.58	0.00	AC	0.00	0.00
K2O	0.00	0.00	0.00	NS	0.00	0.00
P2O5	-0.00	0.00	0.00	KS	0.00	0.00
H2O+	-0.00			WO	0.00	0.00
H2O-	-0.00			DI	10.97	10.87
SO3	-0.00	0.00	0.00	(WO)	5.49	5.74
S	-0.00	(0.00)	0.00	(EN)	4.87	4.40
CL	-0.00	(0.00)	0.00	(FS)	.62	.73
F	-0.00	(0.00)	0.00	HY	0.00	0.00
CO2	-0.00	0.00	0.00	(EN)	0.00	0.00
				(FS)	0.00	0.00
TOTAL	99.45	100.00		OL	3.46	3.07
-H2O	99.45			(FO)	3.07	2.59
				(FA)	.39	.48
				CS	0.00	0.00
				HT	2.17	3.02
				CM	0.00	0.00
				IL	.29	.40
				HH	0.00	0.00
				SP	0.00	0.00
				PF	0.00	0.00
				RU	0.00	0.00
				AP	0.00	0.00
				FL	0.00	0.00
				PY	0.00	0.00
				CC	0.00	0.00
				SALIC	83.11	82.10
				FEMIC	16.89	17.35
TOTAL				TOTAL	100.00	99.45

AN/PL WT PCT 83.50 MOL PCT 82.67
 FA/OL WT PCT 15.54 MOL PCT 11.28
 EN/HY WT PCT 0.00 MOL PCT 0.00
 DIFNOX WT PCT 15.22 CAT PCT 16.35

OZ-AP-OR DIAGRAM

WT PCT OZ 0.00 AB 0.00 OR 0.00
 MOL PCT OZ 0.00 AB 0.00 OR 0.00

OZ-NE-KP DIAGRAM

WT PCT OZ 39.77 NE 60.23 KP 0.00
 MOL PCT OZ 60.95 NE 39.04 KP 0.00

AN-AR-OR DIAGRAM

WT PCT AN 83.50 AR 16.50 OR 0.00
 MOL PCT AN 82.67 AR 17.33 OR 0.00

A-F-M DIAGRAM

WT PCT ALK 21.91 FE 42.50 MG 35.60
 MOL PCT ALK 21.37 FE 25.22 MG 53.40

(NA+K)/AL ATM WT PCT 10.08 GRMATM PCT 11.84
 (FE+MN)/(FE+MN+MG) ATM WT PCT 59.67 GRMATM PCT 39.19
 NA2O/(NA2O+K2O) WT PCT 100.00 MOL PCT 100.00
 FE0/(FE0+FE2O3) WT PCT 46.39 MOL PCT 65.79

COGMS BASALT PLOT NZ-OL-OZ-OI (=16.79)

OZ= 0.00 NE= .14 OL= .21 OI= .55

SPECIES	INPUT WT PCT	CALC CAT PCT	CCMP FE203 CTPCT	MINERAL	CAT PCT	WT PCT
SiO2	45.40	50.43	0.00	OZ	17.29	11.06
TiO2	1.10	.92	0.00	CO	2.39	1.43
ZrO2	-0.00	0.00	0.00	Z	0.00	0.00
Al2O3	10.40	13.62	0.00	OR	1.06	.89
Ca2O3	-0.00	0.00	0.00	PL	30.64	25.25
Fe2O3	3.01	2.92	0.00	(AG)	6.25	4.91
FeO	7.57	7.03	0.00	(AN)	24.43	27.34
MnO	.20	(.19)		LC	0.00	0.00
NiO	-0.00	(0.00)		NE	0.00	0.00
MgO	11.45	18.95	0.00	KP	0.00	0.00
CaO	4.10	4.88	0.00	HL	0.00	0.00
SrO	-0.00	(0.00)		TH	0.00	0.00
BaO	-0.00	(0.00)				
Na2O	.58	1.25	0.00	AC	0.00	0.00
K2O	.15	.21	0.00	NS	0.00	0.00
P2O5	-0.00	0.00	0.00	KS	0.00	0.00
H2O+	-0.00			HO	0.00	0.00
H2O-	-0.00			DI	0.00	0.00
SO3	-0.00	0.00	0.00	(HO)	0.00	0.00
S	-0.00	(0.00)	0.00	(EN)	0.00	0.00
Cl	-0.00	(0.00)	0.00	(FS)	0.00	0.00
F	-0.00	(0.00)	0.00	HY	48.00	33.49
CO2	-0.00	0.00	0.00	(EN)	37.91	28.52
TOTAL	83.96	100.00		(FS)	10.09	9.97
-H2O	83.96			OL	0.00	0.00
				(FO)	0.00	0.00
				(FA)	0.00	0.00
				CS	0.00	0.00
				MT	3.77	4.35
				CM	0.00	0.00
				IL	1.94	2.39
				HM	0.00	0.00
				SP	0.00	0.00
				PF	0.00	0.00
				RU	0.00	0.00
				AP	0.00	0.00
				FL	0.00	0.00
				PY	0.00	0.00
				CC	0.00	0.00
				SALIC	46.39	39.02
				FEMIC	53.61	44.94
				TOTAL	100.00	83.96

AN/PL	WT PCT	30.56	MOL PCT	79.62
FA/OL	WT PCT	0.00	MOL PCT	0.00
EN/HY	WT PCT	74.10	MOL PCT	78.39
DIFNOX	WT PCT	16.95	CAT PCT	19.59

OZ-AB-OR DIAGRAM

WT PCT	OZ	65.62	AB	29.12	OR	5.26
MOL PCT	OZ	89.37	AB	9.09	OR	1.55

07-NE-KP DIAGRAM

WT PCT	OZ	41.24	NE	15.77	KP	2.99
MOL PCT	OZ	91.23	NE	7.49	KP	1.27

AN-AB-OR DIAGRAM

WT PCT	AN	77.83	AB	18.78	OR	3.39
MOL PCT	AN	76.95	AB	19.70	OR	3.35

A-F-M DIAGRAM

WT PCT	ALK	3.21	FE	46.49	MG	50.31
MOL PCT	ALK	2.61	FE	29.63	MG	67.76

(NA+K)/AL	ATM WT PCT	10.08	GRMATH PCT	10.74
(FE+MN)/(FE+MN+MG)	ATM WT PCT	54.12	GRMATH PCT	33.93
NA2O/(NA2O+K2O)	WT PCT	79.45	MOL PCT	85.46
FeO/(FeO+Fe2O3)	WT PCT	71.55	MOL PCT	84.83

COOMBS BASALT PLCT NE-OL-OZ-DI(=60.29)

OZ= .60 NE= 3.00 OL= .40 DI= 3.00

IDENTIFICATION FIELD READS.. 74RA97

METADIAPASE SP. G. 3.11

3!

SPECIES	INPUT WT PRCNT	CALC CAT PRCNT	COMP ERROR CTPCT	MINERAL	CAT PRCNT	WT PRCNT
SIO2	47.60	45.46	0.00	OZ	3.37	3.45
TIO2	1.49	1.09	0.00	CD	0.00	0.00
ZRO2	-0.00	0.00	0.00	Z	0.00	0.00
AL2O3	13.50	15.53	0.00	OR	1.93	1.83
CR2O3	-0.00	0.00	0.00	PL	49.12	45.38
FE2O3	7.10	5.22	0.00	(AN)	22.52	20.14
FeO	5.97	4.87	0.00	(AN)	26.60	25.24
MNO	.25	(.04)		LC	0.00	0.00
NIO	-0.00	(0.00)		NE	0.00	0.00
MGO	6.60	9.60	0.00	KP	0.00	0.00
CAO	11.75	12.29	0.00	HL	0.00	0.00
SRO	-0.00	(0.00)		TH	0.00	0.00
B4O	-0.00	(0.00)				
NA2O	2.38	4.50	0.00	AC	0.00	0.00
K2O	.31	.39	0.00	NS	0.00	0.00
P2O5	-0.00	0.00	0.00	KS	0.00	0.00
H2O+	-0.00			WO	0.00	0.00
H2O-	-0.00			OI	27.87	26.15
SO3	-0.00	0.00	0.00	(HO)	13.94	13.94
S	-0.00	(0.00)	0.00	(EN)	12.37	17.59
CL	-0.00	(0.00)	0.00	(FS)	1.56	1.76
F	-0.00	(0.00)	0.00	HY	7.70	6.82
CO2	-0.00	0.00	0.00	(EN)	6.83	5.85
				(FS)	.86	.97
TOTAL	96.75	100.00		OL	0.00	0.00
-H2O	96.75			(FO)	0.00	0.00
				(FA)	0.00	0.00
				CS	0.00	0.00
				MT	7.82	13.29
				CH	0.00	0.00
				IL	2.19	2.83
				HM	0.00	0.00
				SP	0.00	0.00
				PF	0.00	0.00
				RU	0.00	0.00
				AP	0.00	0.00
				FL	0.00	0.00
				PY	0.00	0.00
				CC	0.00	0.00
				SALIC	54.42	53.66
				FEMIC	45.58	46.09
				TOTAL	100.00	96.75

AN/PL WT PCT 55.62 MOL PCT 54.15

FA/OL WT PCT 0.00 MOL PCT 0.00

EN/HY WT PCT 85.75 MOL PCT 85.78

DIFNDX WT PCT 25.42 CAT PCT 27.92

QZ-AB-OR DIAGRAM

WT PCT QZ 13.57 AB 79.22 OR 7.21

MOL PCT QZ 40.78 AB 54.55 OR 4.87

07-NE-KP DIAGRAM

WT PCT QZ 52.99 NE 42.92 KP 4.10

MOL PCT QZ 72.89 NE 24.97 KP 2.14

AN-AB-OR DIAGRAM

WT PCT AN 53.45 AB 42.66 OR 3.88

MOL PCT AN 52.11 AB 44.11 OR 3.78

A-F-H DIAGRAM

WT PCT ALK 12.03 FE 58.45 MG 29.52

MOL PCT ALK 12.52 FE 38.31 MG 49.17

(NA+K)/AL ATM WT PCT 28.31 GRMATH PCT 31.49

(FE+MN)/(FE+MN+MG) ATM WT PCT 70.79 GRMATH PCT 51.34

NA2O/(NA2O+K2O) WT PCT 58.48 MOL PCT 92.11

FeO/(FeO+Fe2O3) WT PCT 45.68 MOL PCT 65.14

COOMBS BASALT PLOT NE-OL-QZ-OI(=38.94)

OZ= .10 NE= 0.00 OL= .10 OI= .72

SPECIES	INPUT WT PRCNT	CALC CAT PRCNT	CCMP FRSDP -CTPCT	MINERAL	CAT PRCNT	WT PRCNT
SiO2	47.43	46.38	0.00	QZ	0.00	0.00
TiO2	.88	.65	0.00	CO	0.00	0.00
ZrO2	-0.00	0.00	0.00	Z	0.00	0.00
Al2O3	15.33	17.64	0.00	OR	3.95	2.90
Cr2O3	-0.00	0.00	0.00	PL	54.82	50.55
Fe2O3	3.86	2.25	0.00	(AB)	24.47	21.83
FeO	8.94	7.32	0.00	(AM)	39.35	28.72
MnO	.21	(.17)		LC	0.00	0.00
NiO	-0.00	(0.00)		NE	0.00	0.00
MgO	6.90	10.66	0.00	KP	0.00	0.00
CaO	9.55	10.61	0.00	HL	0.00	0.00
SP	-0.00	(0.00)		TH	0.00	0.00
BaO	-0.00	(0.00)				
Na2O	2.58	4.89	0.00	AC	0.00	0.00
K2O	.49	.61	(0.00)	NS	0.00	0.00
P2O5	-0.00	0.00	0.00	KS	0.00	0.00
H2O+	-0.00			WO	0.00	0.00
H2O-	-0.00			DI	15.77	15.29
SO3	-0.00	0.00	0.00	(WO)	7.89	7.79
S	-0.00	(0.00)	0.00	(EN)	5.03	4.29
CL	-0.00	(0.00)	0.00	(FS)	2.86	3.21
F	-0.00	(0.00)	0.00	HY	15.68	14.91
CO2	-0.00	0.00	0.00	(EN)	10.00	8.54
				(FS)	5.68	6.37
TOTAL	95.31	100.00		OL	6.90	5.56
-H2O	95.31			(FO)	3.62	3.05
				(FA)	2.17	2.51
				CS	0.00	0.00
				MT	3.38	4.44
				CH	0.00	0.00
				IL	1.33	1.67
				HM	0.00	0.00
				SP	0.00	0.00
				PF	0.00	0.00
				RU	0.00	0.00
				AP	0.00	0.00
				FL	0.00	0.00
				PY	0.00	0.00
				CC	0.00	0.00
				SALIC	57.88	53.45
				FEMIC	42.12	41.87
				TOTAL	100.00	95.31

AN/PL	WT PCT	56.81	MOL PCT	55.36		
FA/OL	WT PCT	45.13	MOL PCT	36.22		
EN/HY	WT PCT	57.25	MOL PCT	63.78		
DIFNDX	WT PCT	24.73	CAT PCT	27.53		
QZ-AN-OR DIAGRAM						
WT PCT	QZ	0.00	AB	86.29		
	OR	11.71				
MOL PCT	QZ	0.00	AB	88.89		
	OR	11.11				
QZ-NE-KP DIAGRAM						
WT PCT	QZ	45.52	NE	47.83		
	KP	6.63				
MOL PCT	QZ	66.67	NE	29.63		
	KP	3.73				
AN-AB-OR DIAGRAM						
WT PCT	AN	53.74	AB	40.85		
	OR	5.42				
MOL PCT	AN	52.43	AB	42.29		
	OR	5.28				
A-F-H DIAGRAM						
WT PCT	ALK	13.97	FE	54.62		
	MG	31.41				
MOL PCT	ALK	12.95	FE	39.71		
	MG	47.34				
(NA+K)/AL	ATH	WT PCT	28.65	GRMATH	PCT	31.21
(Fe+Mn)/(Fe+Mn+Mg)	ATM	WT PCT	56.93	GRMATH	PCT	49.19
Na2O/(Na2O+K2O)	WT PCT	84.34	MOL PCT	88.89		
FeO/(FeO+Fe2O3)	WT PCT	74.53	MOL PCT	86.66		

COOHRS BASALT PLCT NE-OL-QZ-DI(=37.45)
 QZ= .21 NE= 0.00 OL= .37 DI= .42

SPECIES	INPUT WT PRCNT	CALC CAT PRCNT	COMP FR70P C170T	MINERAL	CAT PRCNT	WT PRCNT
SiO2	48.43	49.91	0.00	QZ	4.00	3.88
TiO2	.23	.18	0.00	CO	0.00	0.00
ZrO2	-0.00	0.00	0.00	Z	0.00	0.00
Al2O3	11.90	14.46	0.00	OR	.46	.41
Cr2O3	-0.00	0.00	0.00	PL	50.13	43.55
Fe2O3	4.50	3.49	0.00	(AB)	28.39	24.53
FeO	3.79	3.27	0.00	(AN)	21.73	19.52
MnO	.17	(.15)		LC	0.00	0.00
NiO	-0.00	(0.00)		NE	0.00	0.00
MgO	6.65	10.22	0.00	KP	0.00	0.00
CaO	11.35	12.54	0.00	HL	0.00	0.00
SP	-0.00	(0.00)		TH	0.00	0.00
BA	-0.00	(0.00)				
Na2O	2.34	5.63	0.00	AC	0.00	0.00
K2O	.17	.09	0.00	NS	0.00	0.00
P2O5	-0.00	0.00	0.00	KS	0.00	0.00
H2O+	-0.00			HO	0.00	0.00
H2O-	-0.00			DI	32.78	29.17
SO3	-0.00	(0.00)	0.00	(HO)	16.39	15.36
S	-0.00	(0.00)	0.00	(EN)	14.30	11.59
CL	-0.00	(0.00)	0.00	(FS)	2.09	2.22
F	-0.00	(0.00)	0.00	HY	7.04	5.93
CO2	-0.00	0.00	0.00	(EN)	6.14	4.98
				(FS)	.92	.96
TOTAL	89.90	100.00		OL	0.00	0.00
-H2O	89.90			(FO)	0.00	0.00
				(FA)	0.00	0.00
				CS	0.00	0.00
				MT	5.24	5.52
				CM	0.00	0.00
				IL	.36	.44
				HM	0.00	0.00
				SP	0.00	0.00
				PF	0.00	0.00
				RU	0.00	0.00
				AP	0.00	0.00
				FL	0.00	0.00
				PY	0.00	0.00
				CC	0.00	0.00
				SALIC	54.59	47.84
				FEMIC	45.41	42.66
				TOTAL	100.00	89.90

AN/PL	WT PCT	44.81	MOL PCT	43.35
FA/OL	WT PCT	0.00	MOL PCT	0.00
EN/HY	WT PCT	83.90	MOL PCT	87.25
DIFNDX	WT PCT	28.32	CAT PCT	32.85

QZ-AB-OR DIAGRAM

WT PCT	QZ	13.69	AB	84.85	OR	1.46
MOL PCT	QZ	40.94	AB	58.12	OR	.94

QZ-NE-KP DIAGRAM

WT PCT	QZ	53.21	NE	45.96	KP	.83
MOL PCT	QZ	72.92	NE	26.65	KP	.43

AN-AB-OR DIAGRAM

WT PCT	AN	44.39	AB	54.67	OR	.94
MOL PCT	AN	42.96	AB	56.13	OR	.91

A-F-M DIAGRAM

WT PCT	ALK	16.30	FE	46.44	MG	37.25
MOL PCT	ALK	15.92	FE	27.67	MG	56.41

(NA+K)/AL	ATH WT PCT	34.38	GRNATH PCT	39.90
(FE+MN)/(FE+MN+MG)	ATH WT PCT	67.82	GRNATH PCT	40.33
NA2O/(NA2O+K2O)	WT PCT	97.59	MOL PCT	95.40
FeO/(FeO+Fe2O3)	WT PCT	45.72	MOL PCT	65.18

COOHBS BASALT PLOT NE-OL-QZ-OI(=43.92)

QZ= .17 NE= 0.00 OL= .08 OI= .75

SPECIES	INPUT WT PRCNT	CALC CAT PRCNT	COMP FERRO CTPCT	MINERAL	CAT PRCNT	WT PRCNT
SiO2	48.93	51.69	0.00	QZ	17.52	16.82
TiO2	2.13	1.67	0.00	CO	0.30	0.30
ZrO2	-0.00	0.00	0.00	Z	0.00	0.00
Al2O3	10.10	13.48	0.00	OR	.07	.06
Cr2O3	-0.00	0.00	0.00	PL	38.55	33.21
Fe2O3	6.10	4.85	0.00	(AR)	9.76	8.04
FeO	9.27	8.21	0.00	(AN)	28.80	25.17
MnO	.21	(.19)		LC	0.00	0.00
NiO	-0.00	(0.00)		NE	0.00	0.00
MgO	4.45	7.03	0.00	KP	0.00	0.00
CaO	9.62	10.90	0.00	HL	0.00	0.00
SrO	-0.00	(0.00)		TH	0.00	0.00
BaO	-0.00	(0.00)				
Na2O	.95	1.95	0.00	AC	0.00	0.00
K2O	.11	.01	0.00	NS	0.00	0.00
P2O5	-0.00	0.00	0.00	KS	0.00	0.00
H2O+	-0.00			HC	0.00	0.00
H2O-	-0.00			DI	20.54	18.44
SO3	-0.00	0.00	0.00	(HO)	12.27	9.37
S	-0.00	(0.00)	0.00	(EH)	6.37	5.03
Cl	-0.00	(0.00)	0.00	(FS)	3.99	4.04
F	-0.00	(0.00)	0.00	HY	12.37	13.92
CO2	-0.00	0.00	0.00	(EN)	7.68	6.06
TOTAL	92.29	100.00		(FS)	4.69	4.87
-H2O	92.29			OL	0.00	0.00
				(FO)	0.00	0.00
				(FA)	0.00	0.00
				CS	0.00	0.00
				MT	7.29	8.84
				CM	0.00	0.00
				IL	3.35	3.99
				HM	0.00	0.00
				SP	0.00	0.00
				PF	0.00	0.00
				RU	0.00	0.00
				AP	0.00	0.00
				FL	0.00	0.00
				PY	0.00	0.00
				CC	0.00	0.00
				SALIC	56.44	59.10
				FEMIC	43.56	42.20
				TOTAL	100.00	92.29

AN/PL	WT PCT	75.80	MOL PCT	74.70		
FA/OL	WT PCT	0.00	MOL PCT	0.00		
FN/HY	WT PCT	55.45	MOL PCT	52.05		
DIFNOX	WT PCT	24.92	CAT PCT	27.55		
QZ-AB-OR DIAGRAM						
WT PCT	QZ	67.51	AB	32.25	OR	.24
MOL PCT	QZ	90.07	AB	9.86	OR	.17
QZ-NE-KP DIAGRAM						
WT PCT	QZ	82.39	NE	17.47	KP	.13
MOL PCT	QZ	91.72	NE	9.23	KP	.05
AN-AB-OR DIAGRAM						
WT PCT	AN	75.66	AB	24.16	OR	.15
MOL PCT	AN	74.56	AB	25.26	OR	.17
A-F-H DIAGRAM						
WT PCT	ALK	4.62	FE	73.97	MG	21.41
MOL PCT	ALK	5.27	FE	57.96	MG	37.67
(NA+K)/AL	ATM WT PCT	12.48	GRMATH PCT	14.57		
(FE+MN)/(FE+MN+MG)	ATM WT PCT	81.26	GRMATH PCT	65.37		
NA2O/(NA2O+K2O)	WT PCT	96.96	MOL PCT	99.31		
FeO/(FeO+Fe2O3)	WT PCT	60.31	MOL PCT	77.16		

COOMBS BASALT PLOT NE-OL-QZ-DI (=50.74)

OZ= .47 NE= 0.00 OL= .12 DI= .40

IDENTIFICATION FIELD READS.. 73PS150

BIOTITE TRONDJHEMITE

35

SPECIES	INPUT WT PCT	CALC CAT PCT	COOR EFFCT CTPCT	MINERAL	CAT PCT	WT PCT
SI02	62.95	60.75	0.00	QZ	17.39	17.69
TI02	.03	.02	0.00	CO	0.00	0.00
ZR02	-0.20	0.00	0.00	Z	0.00	0.00
AL203	15.50	17.64	0.00	OR	9.24	8.36
CR203	-0.40	0.00	0.00	PL	56.92	54.27
FE203	1.10	.73	0.00	(AB)	34.67	34.95
FE0	1.36	1.10	0.00	(AN)	20.15	19.32
MNO	.05	(.04)		LC	0.00	0.00
NIO	-0.00	(0.00)		NE	0.00	0.00
MGO	1.90	2.74	0.00	KP	0.00	0.00
CAO	7.15	7.40	0.00	HL	0.00	0.00
SRO	-0.00	(0.00)		TH	0.00	0.00
BAO	-0.00	(0.00)				
NA2O	4.13	7.73	0.00	AC	0.00	0.00
K2O	1.53	1.85	0.00	NS	0.00	0.00
P205	-0.00	0.00	0.00	KS	0.00	0.00
H2O+	-0.00			WO	0.00	0.00
H2O-	-0.00			DI	13.47	12.95
SO3	-0.00	0.00	0.00	(WO)	6.74	6.74
S	-0.00	(0.00)	0.00	(EN)	5.23	4.57
CL	-0.00	(0.00)	0.00	(FS)	1.46	1.66
F	-0.00	(0.00)	0.00	HY	.24	.22
CO2	-0.00	0.00	0.00	(EN)	.19	.16
				(FS)	.05	.06
TOTAL	95.52	100.00		OL	0.00	0.00
-H2O	95.52			(FO)	0.00	0.00
				(FA)	0.00	0.00
				CS	0.00	0.00
				MT	1.09	1.45
				CM	0.00	0.00
				IL	.04	.06
				HM	0.00	0.00
				SP	0.00	0.00
				PF	0.00	0.00
				RU	0.00	0.00
				AP	0.00	0.00
				FL	0.00	0.00
				PY	0.00	0.00
				CC	0.00	0.00
				SALIC	85.15	80.83
				FSHC	14.85	14.70
				TOTAL	100.00	95.52

AN/PL	WT PCT	35.61	MOL PCT	34.26
FA/CL	WT PCT	0.00	MOL PCT	0.00
EN/HY	WT PCT	73.40	MOL PCT	78.39
DIFNOX	WT PCT	61.50	CAT PCT	65.00
QZ-AB-OR DIAGRAM				
WT PCT	QZ	28.76	AB	56.82
	OR	14.41		
HOL PCT	QZ	64.07	AB	29.00
	OR	6.93		
QZ-NE-KP DIAGRAM				
WT PCT	QZ	61.03	NE	33.78
	KP	8.19		
HOL PCT	QZ	79.09	NE	16.87
	KP	4.03		
AN-AB-OR DIAGRAM				
WT PCT	AN	30.61	AB	55.35
	OR	14.04		
HOL PCT	AN	29.61	AB	56.81
	OR	13.58		
A-F-M DIAGRAM				
WT PCT	ALK	56.93	FE	23.86
	MG	19.21		
HOL PCT	ALK	53.30	FE	16.26
	MG	30.43		
(NA+K)/AL	ATM WT PCT	52.53	GRMTRY PCT	54.31
(FE+MN)/(FE+MN+MG)	ATM WT PCT	51.04	GRMTRY PCT	40.56
NA2O/(NA2O+K2O)	WT PCT	73.36	MOL PCT	80.71
FE0/(FE0+FE203)	WT PCT	57.63	MOL PCT	75.14

COOMBS BASALT PLCT NE-OL-QZ-DI(=30.80)

OZ= .56 NE= 0.00 OL= .00 DI= .44

SPECIES	INPUT WT PFCNT	CALC CAT PFCNT	COMP FACOR CIPCT	MINERAL	CAT PFCNT	WT PFCNT
SI02	71.00	68.78	0.00	QZ	36.72	32.11
TI02	.01	.01	0.00	CO	.21	.18
ZP02	-0.00	0.00	0.00	Z	0.00	0.00
AL203	14.83	16.72	0.00	OR	9.15	8.86
CR203	-0.00	0.00	0.00	PL	58.03	53.81
FE203	.21	.15	0.00	(AR)	47.66	38.92
FFO	.29	.23	0.00	(AN)	15.37	14.89
YNO	.04	[0.00]		LC	0.00	0.00
NIO	-0.00	[0.00]		NE	0.00	0.00
YGO	.45	.64	0.00	KP	0.00	0.00
CAO	3.00	3.07	0.00	HL	0.00	0.00
SR0	-0.00	[0.00]		TH	0.00	0.00
B40	-0.00	[0.00]				
NA20	4.60	8.53	0.00	AC	0.00	0.00
K20	1.50	1.83	0.00	NS	0.00	0.00
P205	-0.00	0.00	0.00	KS	0.00	0.00
H20+	-0.00			HO	0.00	0.00
H20-	-0.00			DI	0.00	0.00
SO3	-0.00	0.00	0.00	(HO)	0.00	0.00
S	-0.00	[0.00]	0.00	(EN)	0.00	0.00
CL	-0.00	[0.00]	[0.00]	(FS)	0.00	0.00
F	-0.00	[0.00]	0.00	HY	1.55	1.54
CO2	-0.00	0.00	0.00	(EN)	1.28	1.12
				(FS)	.35	.42
TOTAL	96.83	100.00		OL	0.00	0.00
-H20	96.83			(FO)	0.00	0.00
				(FA)	0.00	0.00
				CS	0.00	0.00
				HT	.23	.30
				CH	0.00	0.00
				IL	.01	.02
				HM	0.00	0.00
				SP	0.00	0.00
				PF	0.00	0.00
				RU	0.00	0.00
				AP	0.00	0.00
				FL	0.00	0.00
				PY	0.00	0.00
				CC	0.00	0.00
				SALIC	98.11	94.97
				FEMIC	1.89	1.86
				TOTAL	100.00	96.83

AN/PL	WT PCT	27.06	MOL PCT	26.49
FA/OL	WT PCT	0.00	MOL PCT	0.00
EN/HY	WT PCT	72.89	MOL PCT	77.94
DIFNOX	WT PCT	79.90	CAT PCT	82.53

QZ-AR-OR DIAGRAM

WT PCT	QZ	46.19	AR	48.71	OR	11.09
MOL PCT	QZ	74.78	AR	23.77	OR	4.45

QZ-NE-KP DIAGRAM

WT PCT	QZ	67.31	NE	26.39	KP	6.30
MOL PCT	QZ	83.23	NE	13.80	KP	2.95

AN-AR-OR DIAGRAM

WT PCT	AN	23.75	AR	62.11	OR	14.14
MOL PCT	AN	22.88	AR	63.49	OR	13.62

A-F-M DIAGRAM

WT PCT	ALK	86.52	FE	7.09	MG	6.38
MOL PCT	ALK	84.52	FE	5.02	MG	10.47

(NA+K)/AL ATM WT PCT 59.34 GRMATH PCT 61.98

(FE+MN)/(FE+MN+MG) ATM WT PCT 59.77 GRMATH PCT 39.31

NA20/(NA20+K20) WT PCT 75.41 MOL PCT 82.34

FE0/(FE0+FE203) WT PCT 58.38 MOL PCT 75.43

COOMBS BASALT PLCT NE-OL-QZ-DI(=32.37)

QZ= .97 NE= 0.00 OL= .03 DI= 0.00

IDENTIFICATION FIELD READS.. 739M169

HR MONZONITE

37

SPECIES	INPUT WT PRCNT	CALC CAT PRCNT	COMP ERROR CIPCT	MINERAL	CAT PRCNT	WT PRCNT
SI02	66.50	62.53	3.97	QZ	15.15	14.67
TI02	.33	.32	0.01	CO	0.00	0.00
ZR02	-0.00	0.00	0.00	Z	0.00	0.00
AL2O3	15.15	18.45	3.30	OR	16.15	14.48
CR2O3	-0.00	0.00	0.00	PL	62.86	53.77
FE2O3	.48	.37	0.11	(AB)	49.60	41.89
FE0	.70	.61	0.09	(AN)	13.26	11.88
MNO	.95	[.64]		LC	0.00	0.00
HIO	-0.00	[0.00]		NE	0.00	0.00
HGO	.40	.62	0.22	KP	0.00	0.00
CAO	3.80	4.21	0.41	HL	0.00	0.00
SRO	-0.00	[0.00]		TH	0.00	0.00
BAO	-0.00	[0.00]				
NA2O	4.95	9.92	4.97	AC	0.00	0.00
K2O	3.45	3.23	0.22	NS	0.00	0.00
P2O5	-0.00	0.00	0.00	KS	0.00	0.00
H2O+	-0.00			HO	1.00	0.94
H2O-	-0.00			DI	4.22	3.90
SO3	-0.00	0.00	0.00	(NO)	2.11	1.97
S	-0.00	[0.00]		(EN)	1.23	1.00
CL	-0.00	[0.00]		(FS)	.88	.93
F	-0.00	[0.00]		HY	0.00	0.00
CO2	-0.00	0.00	0.00	(EN)	0.00	0.00
				(FS)	0.00	0.00
TOTAL	88.51	100.00		OL	0.00	0.00
-H2O	88.51			(FO)	0.00	0.00
				(FA)	0.00	0.00
				CS	0.00	0.00
				MT	.55	.70
				CM	0.00	0.00
				IL	.05	.06
				HM	0.00	0.00
				SP	0.00	0.00
				PF	0.00	0.00
				RU	0.00	0.00
				AP	0.00	0.00
				FL	0.00	0.00
				PY	0.00	0.00
				CO	0.00	0.00
				SALIC	94.17	82.92
				FEMIC	5.83	5.59
TOTAL				TOTAL	100.00	89.51

AN/PL	WT PCT	22.10	MOL PCT	21.10
FA/OL	WT PCT	0.00	MOL PCT	0.00
EN/HY	WT PCT	0.00	MOL PCT	0.00
DIFNOX	WT PCT	71.04	CAT PCT	89.91
QZ-AB-OR DIAGRAM				
WT PCT	QZ	20.66	AB	53.96
	OR	20.38		
MOL PCT	QZ	53.56	AB	35.03
	OR	11.41		
QZ-NE-KP DIAGRAM				
WT PCT	QZ	56.48	NE	31.94
	KP	11.58		
MOL PCT	QZ	75.92	NE	18.16
	KP	5.91		
AN-AP-OR DIAGRAM				
WT PCT	AN	17.41	AB	51.37
	OR	21.21		
MOL PCT	AN	16.79	AB	62.77
	OR	20.44		
A-F-H DIAGRAM				
WT PCT	ALK	82.41	FE	13.14
	MG	4.45		
MOL PCT	ALK	82.36	FE	9.92
	MG	7.72		
(NA+K)/AL	ATM WT PCT	71.16	GRMATY PCT	71.25
(FE+MN)/(FE+MN+MG)	ATM WT PCT	79.20	GRMATY PCT	62.39
NA2O/(NA2O+K2O)	WT PCT	66.59	MOL PCT	75.44
FE0/(FE0+FE2O3)	WT PCT	59.32	MOL PCT	76.42

COOMBS BASALT PLCT NE-OL-QZ-DI(=19.38)

OZ= .78 NE= 0.00 OL= 0.00 DI= .22

124

IDENTIFICATION FIELD READS.. 71949

HS MONZONITE

38

SPECIES	INPUT WT PRCNT	CALC CAT PRCNT	CCMP FPCP CTPCT	MINERAL	CAT PRCNT	WT PRCNT
SI02	62.50	60.64	0.00	QZ	9.27	9.55
TI02	.93	.62	0.00	CO	0.00	0.00
ZR02	-1.00	0.00	0.00	Z	0.00	0.00
AL203	13.90	15.79	0.00	OR	32.95	31.50
CR203	-0.00	0.00	0.00	PL	43.17	39.01
FE203	1.55	1.20	0.00	(AR)	39.99	35.96
FE0	1.11	.89	0.00	(AN)	3.19	3.24
MNO	.66	(.65)		LC	0.00	0.00
NIO	-0.00	(0.00)		NE	0.00	0.00
HGO	2.40	3.47	0.00	KP	0.00	0.00
CA0	7.30	3.43	0.00	HL	0.00	0.00
SRO	-0.00	(0.00)		TH	0.00	0.00
Q20	-0.00	(0.00)				
NA20	4.25	8.00	0.00	AC	0.00	0.00
K20	5.26	6.51	0.00	NS	0.00	0.00
P205	-0.00	0.00	0.00	KS	0.00	0.00
H20+	-0.00			NO	0.00	0.00
H20-	-0.00			DI	11.17	10.50
S03	-0.00	0.00	0.00	(MO)	5.59	5.57
S	-3.00	(0.00)	0.00	(EN)	5.12	4.41
CL	-0.00	(0.00)	0.00	(FS)	.47	.53
F	-0.00	(0.00)	0.00	HY	1.99	1.76
CO2	-0.00	0.00	0.00	(EN)	1.82	1.87
				(FS)	.17	.19
TOTAL	94.35	100.00		OL	0.00	0.00
-H20	94.35			(FO)	0.00	0.00
				(FA)	0.00	0.00
				CS	0.00	0.00
				MT	1.31	2.39
				CH	0.00	0.00
				IL	.04	.06
				HM	0.00	0.00
				SP	0.00	0.00
				PF	0.00	0.00
				RU	0.00	0.00
				AP	0.00	0.00
				FL	0.00	0.00
				PY	0.00	0.00
				CC	0.00	0.00
				SALIC	.84.99	79.64
				FEMIC	15.01	14.71
				TOTAL	100.00	94.35

AN/PL WT PCT 7.80 MOL PCT 7.39

FA/OL WT PCT 0.00 MOL PCT 0.00

EN/HY WT PCT 89.27 MOL PCT 91.52

DIFNDX WT PCT 76.60 CAT PCT 61.80

QZ-AR-OR DIAGRAM

WT PCT QZ 12.47 AR 46.95 OR 40.58

MOL PCT QZ 38.99 AR 33.63 OR 27.38

QZ-NE-KP DIAGRAM

WT PCT QZ 51.51 NE 25.43 KP 23.06

MOL PCT QZ 72.52 NE 15.15 KP 12.33

AN-AR-OR DIAGRAM

WT PCT AN 4.34 AR 51.31 OR 44.35

MOL PCT AN 4.21 AR 52.83 OR 42.99

A-F-M DIAGRAM

WT PCT ALK 64.87 FE 13.76 MG 16.37

MOL PCT ALK 59.36 FE 12.23 MG 23.41

(NA+K)/AL ATH WT PCT 102.96 GRMATH PCT 91.92

(FE+MN)/(FE+MN+MG) ATH WT PCT 58.69 GRMATH PCT 38.21

NA20/(NA20+K20) WT PCT 44.69 MOL PCT 55.12

FE0/(FE0+FE203) WT PCT 40.00 MOL PCT 59.71

COOHSS BASALT PLCT NE-OL-QZ-DI(=22.43)

QZ= .46 NE= 0.00 OL= .04 DI= .50

IDENTIFICATION FIELD READS.. 738"115

HB QTZ MONZONITE

39

SPECIES	INPUT WT PCT	CALC CAT PCT	COMP ERROR PCT	MINERAL	CAT PCT	WT PCT
SiO2	65.10	63.02	0.00	QZ	14.68	15.16
TiO2	.02	.61	0.00	CO	0.00	0.00
ZrO2	-0.00	0.00	0.00	Z	0.00	0.00
Al2O3	16.45	18.77	0.00	OR	18.21	17.43
Ca2O3	-0.00	0.00	0.00	PL	63.81	58.18
Fe2O3	.25	.19	0.00	(AR)	51.99	46.88
FeO	.39	.31	0.00	(AN)	11.82	11.31
MnO	.04	(.03)		LC	0.00	0.00
NiO	-0.00	(0.00)		NE	0.00	0.00
MgO	.4	.59	0.00	KP	0.00	0.00
CaO	2.94	3.05	0.00	HL	0.00	0.00
SrO	-0.00	(0.00)		TH	0.00	0.00
Na2O	-0.00	(0.00)				
Na2O	5.54	10.40	0.00	AC	0.00	0.00
K2O	2.05	3.64	0.00	NS	0.00	0.00
P2O5	-0.00	0.00	0.00	KS	0.00	0.00
H2O+	-0.00			HO	0.00	0.00
H2O-	-0.00			DI	2.74	2.66
SO3	-0.00	0.00	0.00	(HO)	1.37	1.37
S	-0.00	(0.00)	0.00	(EN)	.98	.85
CL	-0.00	(0.00)	0.00	(FS)	.39	.44
F	-0.00	(0.00)	0.00	HY	.25	.23
CO2	-0.00	0.00	0.00	(EN)	.18	.15
				(FS)	.07	.08
				OL	0.00	0.00
				(FO)	0.00	0.00
				(FA)	0.00	0.00
				CS	0.00	0.00
				HT	.28	.38
				CM	0.00	0.00
				IL	.03	.04
				HM	0.00	0.00
				SP	0.00	0.00
				PF	0.00	0.00
				RU	0.00	0.00
				AP	0.00	0.00
				FL	0.00	0.00
				PY	0.00	0.00
				CC	0.00	0.00
TOTAL	94.78	100.00				
-H2O	94.08					
				SALIC	96.70	90.78
				FEMIC	3.30	3.31
				TOTAL	100.00	94.08

AN/PL	WT PCT	19.43	MOL PCT	18.52
FA/OL	WT PCT	0.00	MOL PCT	0.00
EN/HY	WT PCT	65.52	MOL PCT	71.40
DIFNDX	WT PCT	79.47	CAT PCT	84.38

QZ-AB-OR DIAGRAM

WT PCT	QZ	19.08	AB	53.99	OR	21.94
MOL PCT	QZ	51.10	AB	36.21	OR	12.59

QZ-NE-KP DIAGRAM

WT PCT	QZ	75.28	NE	18.31	KP	6.41
MOL PCT	QZ	75.28	NE	18.31	KP	6.41

AN-AB-OR DIAGRAM

WT PCT	AN	14.95	AB	62.00	OR	23.05
MOL PCT <td>AN <td>14.41</td> <td>AB</td> <td>63.39</td> <td>OR</td> <td>22.21</td> </td>	AN <td>14.41</td> <td>AB</td> <td>63.39</td> <td>OR</td> <td>22.21</td>	14.41	AB	63.39	OR	22.21

A-F-M DIAGRAM

WT PCT	ALK	89.09	FE	6.72	Mg	4.20
MOL PCT <td>ALK <td>87.76</td> <td>FE</td> <td>5.03</td> <td>Mg</td> <td>7.21</td> </td>	ALK <td>87.76</td> <td>FE</td> <td>5.03</td> <td>Mg</td> <td>7.21</td>	87.76	FE	5.03	Mg	7.21

(NA+K)/AL	ATM WT PCT	75.34	GRMATM PCT	74.81
(FE+MN)/(FE+MN+MG)	ATM WT PCT	67.81	GRMATM PCT	47.36
NA2O/(NA2O+K2O)	WT PCT	65.25	MOL PCT	74.06
FeO/(FeO+Fe2O3)	WT PCT	59.37	MOL PCT	76.46

COOHSS BASALT PLOT NE-OL-QZ-DI(=17.66)

QZ= .94 NE= 0.00 OL= .01 DI= .16

IDENTIFICATION FIELD READS.. 7324116

HB QTZ MONZONITE

40

SPECIES	INPUT WT PRCNT	CALC CAT PRCNT	COMP ERROR STPCT	MINERAL	CAT PRCNT	WT PRCNT
SI02	66.47	65.11	1.36	QZ	17.96	17.40
TI02	.12	.31	0.00	CO	0.00	0.00
ZP02	-0.00	0.00	0.00	Z	0.00	0.00
AL203	14.14	16.34	0.00	OR	19.39	19.32
CP203	-0.00	0.00	0.00	PL	57.49	51.44
FE203	.23	.17	0.00	(AN)	52.66	46.88
FE0	.34	.28	0.00	(AN)	4.83	4.56
MNO	.04	(.03)		LC	0.00	0.00
NIO	-0.00	(0.00)		NE	0.00	0.00
MGO	.55	.80	0.00	KP	0.00	0.00
CAO	2.70	2.84	0.00	HL	0.00	0.00
SRO	-0.00	(0.00)		TH	0.00	0.00
BAO	-0.00	(0.00)				
HA20	5.54	10.53	0.00	AC	0.00	0.00
K20	3.10	3.88	0.00	NS	0.00	0.00
P205	-0.00	0.00	0.00	KS	0.00	0.00
H20+	-0.00			HO	1.71	1.59
H20-	-0.00			DI	4.07	3.85
S03	-0.00	0.00	0.00	(HO)	2.03	2.00
S	-0.00	(0.00)	0.00	(EN)	1.61	1.37
CL	-0.00	(0.00)	0.00	(FS)	.42	.48
F	-0.00	(0.00)	0.00	HY	0.00	0.00
CO2	-0.00	0.00	0.00	(EN)	0.00	0.00
TOTAL	93.76	100.00		(FS)	0.00	0.00
-H2O	93.06			OL	0.00	0.00
				(FO)	0.00	0.00
				(FA)	0.00	0.00
				CS	0.00	0.00
				HT	.25	.33
				CM	0.00	0.00
				IL	.03	.04
				HM	0.00	0.00
				SP	0.00	0.00
				PF	0.00	0.00
				RU	0.00	0.00
				AP	0.00	0.00
				FL	0.00	0.00
				PY	0.00	0.00
				CC	0.00	0.00
				SALIC	93.94	87.15
				FEMIC	5.06	5.91
				TOTAL	100.00	93.06

AN/PL	WT PCT	8.86	MOL PCT	9.50
FA/OL	WT PCT	0.00	MOL PCT	0.00
EN/HY	WT PCT	0.00	MOL PCT	0.00
DIFNDX	WT PCT	92.60	CAT PCT	89.11

QZ-AN-OR DIAGRAM

WT PCT	QZ	21.06	AN	56.76	OR	22.18
MOL PCT	QZ	54.21	AN	33.47	OR	12.32

QZ-NE-KP DIAGRAM

WT PCT	QZ	56.65	NE	30.75	KP	12.60
MOL PCT	QZ	76.10	NE	17.47	KP	6.43

AN-AS-OR DIAGRAM

WT PCT	AN	6.54	AS	67.29	OR	26.26
MOL PCT	AN	6.28	AS	64.57	OR	25.22

A-F-M DIAGRAM

WT PCT	ALK	88.52	FE	5.84	MG	5.64
MOL PCT	ALK	86.06	FE	4.34	MG	9.60

(NA+K)/AL ATM WT PCT 89.31 GRMATM PCT 88.18

(FE+MN)/(FE+MN+MG) ATM WT PCT 57.90 GRMATM PCT 37.47

NA2O/(NA2O+K2O) WT PCT 64.12 MOL PCT 73.09

FE0/(FE0+FE203) WT PCT 59.65 MOL PCT 76.67

COOMBS BASALT PLOT NE-OL-QZ-DI (=21.13)

OZ= .81 NE= 0.00 OL= 0.00 DI= .19

127

IDENTIFICATION FIELD READS.. 7394113

HB OTZ MONZONITE

41

SPECIES	INPUT WT PCHNT	CALC CAT PRCNT	COMP ERROR CTPCT	MINERAL	CAT PRCNT	WT PRCNT
SI02	66.78	64.36	0.00	QZ	16.70	17.31
TI02	.91	.31	0.00	CO	0.00	0.00
ZR02	-0.00	0.00	0.00	Z	0.00	0.00
AL203	15.00	18.08	0.00	OR	17.48	16.78
CR203	-0.00	0.00	0.00	PL	63.12	57.64
FE203	.16	.12	0.00	(AR)	53.32	48.23
FE0	.31	.25	0.00	(AN)	9.91	9.41
MNO	.33	[.021]		LC	0.00	0.00
NIO	-0.00	[0.00]		NE	0.00	0.00
MG0	.75	.50	0.00	KP	0.00	0.00
CA0	2.42	2.50	0.00	HL	0.00	0.00
SRO	-0.00	[0.00]		TH	0.00	0.00
BA0	-0.00	[0.00]				
NA20	5.70	10.66	0.00	AC	0.00	0.00
K20	2.44	3.50	0.00	NS	0.00	0.00
P205	-0.00	0.00	0.00	KS	0.00	0.00
H20+	-0.00			WO	0.00	0.00
H20-	-0.00			DI	2.16	2.11
SO3-	-0.00	0.00	0.00	(HO)	1.08	1.08
S	-0.00	[0.00]	0.00	(EN)	.76	.66
CL	-0.00	[0.00]	0.00	(FS)	.32	.36
F	-0.00	[0.00]	0.00	HY	.34	.33
CO2	-0.00	0.00	0.00	(EN)	.24	.21
				(FS)	.10	.11
TOTAL	94.42	100.00		OL	0.00	0.00
-H2O	94.42			(FO)	0.00	0.00
				(FA)	0.00	0.00
				CS	0.00	0.00
				HT	.17	.23
				GM	0.00	0.00
				IL	.01	.02
				HM	0.00	0.00
				SP	0.00	0.00
				PF	0.00	0.00
				RU	0.00	0.00
				AP	0.00	0.00
				FL	0.00	0.00
				PY	0.00	0.00
				CC	0.00	0.00
				SALIC	97.30	91.74
				FEMIC	2.70	2.68
				TOTAL	100.00	94.42

AN/PL WT PCT 16.33 MOL PCT 15.53

FA/OL WT PCT 0.00 MOL PCT 0.00

EN/HY WT PCT 64.66 MOL PCT 70.53

DIFNDX WT PCT 82.33 CAT PCT 87.50

QZ-AB-OR DIAGRAM

WT PCT QZ 21.03 AB 58.59 OR 20.38

MOL PCT QZ 54.12 AB 34.55 OR 11.33

QZ-NE-KP DIAGRAM

WT PCT QZ 56.68 NE 31.74 KP 11.58

MOL PCT QZ 76.08 NE 18.02 KP 5.91

AN-AB-OR DIAGRAM

WT PCT AN 12.65 AB 64.81 OR 22.55

MOL PCT AN 12.17 AB 66.15 OR 21.68

A-F-M DIAGRAM

WT PCT ALK 91.24 FE 5.02 MG 3.74

MOL PCT ALK 89.72 FE 3.91 MG 6.38

(NA+K)/AL ATM WT PCT 78.27 GRMATY PCT 78.31

(FE+MN)/(FE+MN+MG) ATM WT PCT 64.05 GRMATY PCT 43.71

NA20/(NA20+K20) WT PCT 66.74 MOL PCT 75.31

FE0/(FE0+FE203) WT PCT 65.96 MOL PCT 81.16

COOMBS BASALT PLOT NE-OL-QZ-DI(=19.21)

QZ= .88 NE= 0.00 OL= .01 DI= .11

128

SPECIES	INPUT WT PCT	CALC CAT PCT	COMP FROP CTCT	MINERAL	CAT PCT	WT PCT
SI02	67.93	63.82	0.37	QZ	15.08	16.05
TI02	.22	.01	0.00	CO	0.00	0.00
ZRO2	-0.30	0.00	0.00	Z	0.00	0.00
AL2O3	15.53	17.17	0.10	OR	19.92	19.15
CR2O3	-0.00	0.00	0.00	PL	59.19	55.37
FE2O3	.23	.16	0.00	(AN)	51.93	48.23
FE0	.34	.27	0.00	(AN)	7.24	7.14
MNO	.34	(.03)		LC	0.00	0.00
NIO	-0.10	(0.00)		NE	0.00	0.00
MG0	1.25	1.75	0.00	KP	0.00	0.00
CA0	2.52	2.52	0.00	HL	0.00	0.00
SRO	-0.30	(0.00)		TH	0.00	0.00
BA0	-0.30	(0.00)				
NA2O	5.78	10.39	0.00	AC	0.00	0.00
K2O	3.24	3.38	0.00	NS	0.00	0.00
P2O5	-0.00	0.00	0.00	KS	0.00	0.00
H2O+	-0.00			HO	7.33	0.00
H2O-	-0.30			DI	4.27	4.16
SO3	-0.00	0.00	0.00	(WO)	2.14	2.20
S	-0.00	(0.00)	0.00	(EN)	1.91	1.70
CL	-0.00	(0.00)	0.00	(FS)	.22	.26
F	-0.00	(0.00)	0.00	HY	1.77	1.63
CO2	-0.00	0.00	0.00	(EH)	1.59	1.41
				(FS)	.18	.22
TOTAL	96.72	100.00		OL	0.00	0.00
-H2O	96.72			(FO)	0.00	0.00
				(FA)	0.00	0.00
				CS	0.00	0.00
				MT	.24	.33
				CH	0.00	0.00
				IL	.03	.04
				HM	0.00	0.00
				SP	0.00	0.00
				PF	1.00	0.00
				RU	0.00	0.00
				AP	0.00	0.00
				FL	0.00	0.00
				PY	0.00	0.00
				CC	0.00	0.00
				SALIC	93.68	90.56
				FEMIC	6.32	6.16
				TOTAL	100.00	96.72

AN/PL	WT PCT	12.89	MOL PCT	12.24
FA/OL	WT PCT	0.00	MOL PCT	0.00
FN/HY	WT PCT	86.75	MOL PCT	89.58
DIFNOX	WT PCT	83.42	CAT PCT	86.44

QZ-AN-OR DIAGRAM

WT PCT	QZ	19.23	AN	57.82	OR	22.95
MOL PCT	QZ	51.38	AN	35.39	OR	13.23

QZ-NE-KP DIAGRAM

WT PCT	QZ	55.64	NE	11.32	KP	13.04
MOL PCT	QZ	75.35	NE	17.94	KP	6.71

AN-AB-OR DIAGRAM

WT PCT	AN	9.58	AB	64.73	OR	25.69
MOL PCT <th>AN</th> <td>9.22</td> <th>AB</th> <td>66.07</td> <th>OR</th> <td>24.71</td>	AN	9.22	AB	66.07	OR	24.71

A-F-H DIAGRAM

WT PCT	ALK	83.09	FE	5.30	MG	11.62
MOL PCT <th>ALK</th> <td>77.26</td> <th>FE</th> <td>3.77</td> <th>MG</th> <td>19.96</td>	ALK	77.26	FE	3.77	MG	19.96

(NA+K)/AL	ATM WT PCT	84.33	GRMATH PCT	83.12
(FE+MN)/(FE+MN+MG)	ATM WT PCT	37.70	GRMATH PCT	20.87
NA2O/(NA2O+K2O)	WT PCT	63.75	MOL PCT	72.78
FE0/(FE0+FE2O3)	WT PCT	59.65	MOL PCT	76.57

COOMBS BASALT PLOT NE-OL-QZ-DI(=21.13)

QZ= .76 NE= 0.00 OL= .04 DI= .20

SPECIES	INPUT WT PRCNT	CALC CAT PRCNT	COMP FORM CTGCT	MINERAL	CAT PRCNT	WT PRCNT
SI02	65.10	63.82	0.00	QZ	15.57	15.88
TI02	.92	.01	0.00	CO	0.00	0.00
ZR02	-0.00	0.00	0.00	Z	0.00	0.00
AL2O3	15.93	18.41	0.00	OR	19.07	18.02
CR2O3	-0.00	0.00	0.00	PL	62.81	56.47
FE2O3	.19	.14	0.00	(AR)	52.55	46.89
FE0	.28	.23	0.00	(AN)	10.15	9.59
MNO	.05	[.04]		LC	0.00	0.00
NIO	-0.00	[0.00]		NE	0.00	0.00
MGO	.30	.44	0.00	KP	0.00	0.00
CAO	2.44	2.56	0.00	HL	0.00	0.00
SRO	-0.00	[0.00]		TH	0.00	0.00
B4O	-0.00	[0.00]				
NA2O	5.54	10.53	0.00	AC	0.00	0.00
K2O	3.05	3.81	0.00	NS	0.00	0.00
P2O5	-0.00	0.00	0.00	KS	0.00	0.00
H2O+	-0.00			HO	0.00	0.00
H2O-	-0.00			NI	2.13	2.04
S03	-0.00	0.00	0.00	(HO)	1.06	1.05
S	-0.00	[0.00]	0.00	(EN)	.75	.64
CL	-0.00	[0.00]	0.00	(FS)	.32	.36
F	-0.00	[0.00]	0.00	HY	.18	.17
CO2	-0.00	0.00	0.00	(EN)	.13	.11
				(FS)	.06	.06
TOTAL	92.90	100.00		OL	0.00	0.00
-H2O	92.90			(FO)	0.00	0.00
				(FA)	0.00	0.00
				CS	0.00	0.00
				MT	.21	.28
				CM	0.00	0.00
				IL	.03	.04
				HM	0.00	0.00
				SP	0.00	0.00
				PF	0.00	0.00
				RU	0.00	0.00
				AP	0.00	0.00
				FL	0.00	0.00
				PY	0.00	0.00
				CC	0.00	0.00
				SALIC	97.45	90.37
				FMIC	2.55	2.53
				TOTAL	100.00	92.90

AN/PL	WT PCT	16.98	MOL PCT	16.17
FA/OL	WT PCT	0.00	MOL PCT	0.00
EN/HY	WT PCT	64.17	MOL PCT	70.18
OIFNOX	WT PCT	80.73	CAT PCT	37.29

QZ-AR-OR DIAGRAM

WT PCT	QZ	19.66	AR	59.03	OR	22.31
MOL PCT	QZ	52.05	AR	35.20	OR	12.75

QZ-NE-KP DIAGRAM

WT PCT	QZ	55.88	NE	31.44	KP	12.58
MOL PCT	QZ	75.52	NE	17.97	KP	6.51

AN-AB-OR DIAGRAM

WT PCT	AN	12.89	AB	62.93	OR	24.19
MOL PCT	AN	12.40	AB	64.31	OR	23.29

A-F-M DIAGRAM

WT PCT	ALK	91.77	FE	5.02	MG	3.21
MOL PCT	ALK	90.67	FE	3.79	MG	5.54

(NA+K)/AL	ATM WT PCT	78.78	GRMATM PCT	77.93
(FE+MN)/(FE+MN+MG)	ATM WT PCT	68.27	GRMATM PCT	48.40
NA2O/(NA2O+K2O)	WT PCT	64.49	MOL PCT	73.41
FE0/(FE0+FE2O3)	WT PCT	59.57	MOL PCT	76.61

GROMES BASALT PLOT NE-OL-QZ-OI (=17.65)

QZ	.68	NE	3.00	OL	.01	OI	.12
----	-----	----	------	----	-----	----	-----

SPECIES	INPUT WT PRCNT	CALC CAT PRCNT	COMP ERRORS CTPCT	MINERAL	CAT PRCNT	WT PRCNT
SiO2	67.30	64.57	0.00	QZ	17.85	18.63
TiO2	.31	.01	0.00	CO	.00	.30
ZrO2	-0.03	0.00	0.00	Z	0.00	0.00
Al2O3	16.13	18.21	0.00	OR	16.52	15.96
CR2O3	-0.00	0.00	0.00	PL	63.29	58.20
FE2O3	.16	.12	0.00	(AB)	52.09	47.39
FeO	.23	.18	0.00	(AN)	11.23	10.91
MNO	.33	[.02]		LC	0.00	0.00
NiO	-0.30	[0.00]		NE	0.00	0.00
MgO	.65	.93	0.00	KP	0.00	0.00
CaO	2.18	2.24	0.00	HL	0.00	0.00
SR0	-0.00	[0.00]		TH	0.00	0.00
R2O	-0.30	[0.00]				
Na2O	5.60	10.42	0.00	AC	0.00	0.00
K2O	2.70	3.30	0.00	NS	0.00	0.00
P2O5	-0.00	0.00	0.00	KS	0.00	0.00
H2O+	-0.30			WO	0.00	0.00
H2O-	-1.33			DI	0.00	0.00
SO3	-0.33	0.00	0.00	(WO)	0.00	0.00
S	-0.30	[0.00]	0.00	(EN)	0.00	0.00
CL	-0.30	[0.00]	0.00	(FS)	0.00	0.00
F	-0.03	[0.00]	0.00	HY	2.15	1.95
CO2	-0.30	0.00	0.00	(EN)	1.86	1.62
				(FS)	.29	.33
TOTAL	94.96	100.00		OL	3.00	0.00
-H2O	94.96			(FO)	0.00	0.00
				(FA)	0.00	0.00
				CS	0.00	0.00
				HT	.17	.23
				CM	0.00	0.00
				IL	.01	.02
				HM	0.00	0.00
				SP	0.00	0.00
				PF	0.00	0.00
				RU	0.00	0.00
				AP	0.00	0.00
				FL	0.00	0.00
				PY	0.00	0.00
				CC	0.00	0.00
				SALIC	97.57	92.76
				FENIC	2.33	2.20
				TOTAL	100.00	94.96

AN/PL	WT PCT	18.58	MOL PCT	17.73
FA/OL	WT PCT	0.00	MOL PCT	0.00
EN/HY	WT PCT	83.09	MOL PCT	86.59
QIFNDX	WT PCT	61.94	CAT PCT	86.45

QZ-AB-OR DIAGRAM

WT PCT	QZ	22.70	AB	57.83	OR	19.47
MOL PCT	QZ	56.54	AB	33.00	OR	10.47

QZ-NE-KP DIAGRAM

WT PCT	QZ	57.61	NE	31.33	KP	11.06
MOL PCT	QZ	76.75	NE	17.65	KP	5.60

AN-AB-OR DIAGRAM

WT PCT	AN	14.58	AB	63.90	OR	21.52
MOL PCT	AN	14.64	AB	65.25	OR	21.70

A-F-M DIAGRAM

WT PCT	ALK	88.87	FE	4.18	MG	6.96
MOL PCT	ALK	85.41	FE	3.92	MG	11.57

(NA+K)/AL	ATM WT PCT	75.06	GRMATH PCT	75.37
(FE+MN)/(FE+MN+MG)	ATM WT PCT	44.47	GRMATH PCT	25.87
NA2O/(NA2O+K2O)	WT PCT	67.47	MOL PCT	75.92
FeO/(FeO+Fe2O3)	WT PCT	58.97	MOL PCT	76.16

COOMBS BASALT PLOT NE-OL-QZ-DI (=20-93)

QZ= .95 NE= 0.00 OL= .05 DI= 0.00

SPECIES	INPUT WT PRCNT	CALC CAT PRCNT	COMP ERROR CTPCT	MINERAL	CAT PRCNT	WT PRCNT
SiO2	67.40	64.45	0.00	QZ	16.16	16.90
TiO2	.11	.03	7.00	CO	0.33	0.10
ZrO2	-0.00	0.00	0.00	Z	0.00	0.00
Al2O3	15.58	17.55	0.00	OR	19.27	18.57
Cr2O3	-0.00	0.00	0.00	PL	61.05	56.14
Fe2O3	.15	.12	0.00	(AB)	53.58	43.91
FeO	.23	.18	0.00	(AN)	7.47	7.23
MnO	.03	[.02]		LC	0.00	0.00
NiO	-0.00	[0.00]		NE	0.00	0.00
MgO	.65	.93	0.00	KP	0.00	0.00
CaO	2.04	2.09	0.00	HL	0.00	0.00
SR0	-0.00	[0.00]		TH	0.00	0.00
B4O	-0.10	[0.00]				
Na2O	5.78	10.72	0.00	AC	0.00	0.00
K2O	3.16	3.85	0.00	NS	0.00	0.00
P2O5	-0.00	0.00	0.00	KS	0.00	0.00
H2O+	-0.00			HO	0.00	0.00
H2O-	-0.00			OI	2.38	2.27
SO3	-0.00	0.00	0.00	(HC)	1.19	1.21
S	-0.00	[0.00]	0.00	(EN)	1.11	.97
CL	-0.00	[0.00]	0.00	(FS)	.09	.11
F	-0.00	[0.00]	0.00	HY	.80	.72
CO2	-0.00	0.00	0.00	(EN)	.75	.65
				(FS)	.06	.97
TOTAL	95.14	100.00		OL	0.00	0.00
-H2O	95.14			(FO)	0.00	0.00
				(FA)	0.00	0.00
				CS	0.00	0.00
				HT	.17	.23
				CM	0.00	0.00
				IL	.16	.21
				HM	0.00	0.00
				SP	0.00	0.00
				PF	0.00	0.00
				RU	0.00	0.00
				AP	0.00	0.00
				FL	0.00	0.00
				PY	0.00	0.00
				CC	0.00	0.00
				SALIC	96.48	91.71
				FEMIC	3.52	3.43
TOTAL	100.00					95.14

AN/PL	WT PCT	12.38	MOL PCT	12.24
FA/OL	WT PCT	0.00	MOL PCT	0.00
EN/HY	WT PCT	90.73	MOL PCT	92.83
DIENOX	WT PCT	54.48	CAT PCT	89.01

OZ-AB-OR DIAGRAM

WT PCT	OZ	20.00	AB	57.90	OR	22.10
MOL PCT	OZ	52.58	AB	34.88	OR	12.54

OZ-NE-KP DIAGRAM

WT PCT	OZ	56.37	NE	31.36	KP	12.55
MOL PCT	OZ	75.66	NE	17.90	KP	6.44

AN-AB-OR DIAGRAM

WT PCT	AN	9.67	AB	65.37	OR	24.96
MOL PCT	AN	2.30	AB	66.71	OR	23.99

A-F-M DIAGRAM

WT PCT	ALK	89.58	FE	3.91	MG	6.51
MOL PCT	ALK	86.18	FE	2.56	MG	10.95

(NA+K)/AL	ATH WT PCT	83.82	GRMATH PCT	82.98
(FE+MN)/(FE+MN+MG)	ATH WT PCT	44.47	GRMATH PCT	25.87
NA2O/(NA2O+K2O)	WT PCT	64.65	MOL PCT	73.55
FeO/(FeO+Fe2O3)	WT PCT	58.97	MOL PCT	76.16

COOMBS BASALT PLCT NE-OL-QZ-OI(=19.34)

OZ= .86 NE= 0.00 OL= .02 OI= .12

IDENTIFICATION FIELD READS.. 7384134

POR HB QTZ MONZONITE

46

SPECIES	INPUT WT PCT	CALC CAT PCT	COMP FERR CIPCT	MINERAL	CAT PCT	WT PCT								
SI02	67.90	65.71	0.00	QZ	21.23	21.91	AN/PL	WT PCT	19.92	MOL PCT	18.99			
TI02	.12	.01	0.00	CO	.62	.54	FA/OL	WT PCT	0.53	MOL PCT	3.00			
ZR02	-0.00	0.00	0.00	Z	0.00	0.00	EN/HY	WT PCT	71.16	MOL PCT	76.43			
AL2O3	15.00	18.16	1.00	OR	19.41	18.56	DI/NDX	WT PCT	82.35	CAT PCT	87.15			
CR2O3	-0.00	0.00	0.00	PL	57.41	52.30	QZ-AB-OR DIAGRAM							
FE2O3	.15	.11	0.00	(AR)	46.51	41.89	WT PCT	QZ	26.60	AB	59.85	OR	22.53	
FeO	.22	.18	0.00	(AN)	10.93	10.42	MOL PCT	QZ	61.59	AB	27.03	OR	11.23	
MnO	.03	(.02)		LC	0.00	0.00	QZ-NE-KP DIAGRAM							
NiO	-0.00	(0.00)		NE	0.00	0.00	WT PCT	QZ	59.64	NE	27.56	KP	12.80	
MgO	.30	.43	0.00	KP	0.00	0.00	MOL PCT	QZ	78.31	NE	15.30	KP	6.39	
CaO	2.10	2.18	0.00	HL	0.00	0.00	AN-AB-OR DIAGRAM							
SR0	-0.00	(0.00)		TH	0.00	0.00	WT PCT	AN	14.70	AB	59.11	OR	26.19	
BA0	-0.00	(0.00)		AC	0.00	0.00	MOL PCT	AN	14.19	AB	60.94	OR	25.27	
NA2O	4.95	9.39	0.00	NS	0.00	0.00	A-F-M DIAGRAM							
K2O	3.14	3.88	0.00	KS	0.00	0.00	WT PCT	ALK	92.35	FE	4.22	MG	3.42	
P2O5	-0.00	0.00	0.00	HO	0.00	0.00	MOL PCT	ALK	90.82	FE	3.21	MG	5.97	
H2O+	-0.00			DI	0.00	0.00	(NA+K)/AL							
H2O-	-0.00			(WO)	0.00	0.00	ATH	WT PCT	74.51	GRMATY	PCT	72.59		
SO3	-0.00	0.00	0.00	(EN)	0.00	0.00	(FE+MN)/(FE+MN+MG)							
S	-0.00	(0.00)	0.00	(FS)	0.00	0.00	ATM	WT PCT	62.31	GRMATY	PCT	41.88		
CL	-0.00	(0.00)	0.00	HY	1.13	1.05	NA2O/(NA2O+K2O)							
F	-0.00	(0.00)	0.00	(EN)	.87	.75	WT PCT		61.19	MOL	PCT	70.55		
CO2	-0.00	0.00	0.00	(FS)	.27	.30	FeO/(FeO+Fe2O3)							
				OL	0.00	0.00	WT PCT		59.46	MOL	PCT	76.53		
TOTAL	94.61	100.00		(FO)	0.00	0.00	COOMBS BASALT PLOT NE-OL-QZ-DI(=22.37)							
-H2O	94.61			(FA)	0.00	0.00	QZ=	.97	NE=	0.00	OL=	.03	DI=	0.00
				CS	0.00	0.00								
				MT	.16	.22								
				CH	0.00	0.00								
				IL	.03	.04								
				HM	0.00	0.00								
				SP	0.00	0.00								
				PF	0.00	0.00								
				RU	0.00	0.00								
				AP	0.00	0.00								
				FL	0.00	0.00								
				PY	0.00	0.00								
				CC	0.00	0.00								
				SALIC	93.67	93.30								
				FEHIC	1.33	1.31								
				TOTAL	100.00	94.61								

SPECIES	INPUT WT PRCNT	CALC CAT PRCNT	COMP FERR STOCT	MINERAL	CAT PRCNT	WT PRCNT
SI02	67.60	64.89	0.00	QZ	19.53	19.30
TI02	.51	.01	0.00	CO	0.00	0.00
ZR02	-0.00	0.00	0.00	Z	0.00	0.00
AL203	15.75	17.82	0.00	OR	16.29	15.72
CR203	-0.00	0.00	0.00	PL	62.19	57.13
FE203	.15	.12	0.00	(AB)	51.56	46.88
FE0	.23	.18	0.00	(AN)	19.63	17.25
MNO	.04	[.03]		LC	0.00	0.00
NIO	-0.00	[0.00]		NE	0.00	0.00
MGO	.65	.93	0.00	KP	0.00	0.00
CA0	2.78	2.45	0.00	HL	0.00	0.00
SRO	-0.00	[0.00]		TH	0.00	0.00
BAl	-0.00	[0.00]				
NA20	5.54	10.31	0.00	AC	0.00	0.00
K20	2.55	3.26	0.00	NS	0.00	0.00
P205	-0.00	0.00	0.00	KS	0.00	0.00
H20+	-0.00			WO	0.00	0.00
H20-	-0.00			DI	1.29	1.24
SO3	-0.00	0.00	0.00	(WO)	.64	.65
S	-0.00	[0.00]	0.00	(EN)	.55	.48
CL	-0.00	[0.00]	0.00	(FS)	.09	.10
F	-0.00	[0.00]	0.00	HY	1.52	1.38
CO2	-0.00	0.00	0.00	(EN)	1.31	1.14
				(FS)	.21	.24
				OL	0.00	0.00
				(FO)	0.00	0.00
				(FA)	0.00	0.00
				CS	0.00	0.00
				HT	.17	.23
				CH	0.00	0.00
				IL	.61	.02
				HM	0.00	0.00
				SP	0.00	0.00
				PF	0.00	0.00
				RU	0.00	0.00
				AP	0.00	0.00
				FL	0.00	0.00
				PY	0.00	0.00
				CC	0.00	0.00
TOTAL	95.02	100.00		SALIC	97.00	92.15
-H2O	95.02			FEMIC	3.00	2.87
				TOTAL	100.00	95.02

AN/PL	WT PCT	17.94	MOL PCT	17.09
FA/OL	WT PCT	0.00	MOL PCT	0.00
EN/HY	WT PCT	82.30	MOL PCT	85.94
DIFDX	WT PCT	81.90	CAT PCT	86.35

QZ-AB-OR DIAGRAM

WT PCT	QZ	23.57	AB	57.24	OR	19.19
MOL PCT	QZ	57.73	AB	32.12	OR	10.15

QZ-NE-KP DIAGRAM

WT PCT	QZ	58.09	NE	31.01	KP	10.91
MOL PCT	QZ	77.09	NE	17.41	KP	5.50

AN-AB-OR DIAGRAM

WT PCT	AN	14.07	AB	64.35	OR	21.58
MOL PCT	AN	13.54	AB	65.70	OR	20.75

A-F-M DIAGRAM

WT PCT	ALK	89.74	FE	4.22	MG	7.03
MOL PCT	ALK	95.25	FE	3.05	MG	11.69

(NA+K)/AL ATM WT PCT 75.80 GRMATY PCT 76.15

(FE+MN)/(FE+MN+MG) ATM WT PCT 45.37 GRMATY PCT 26.35

NA20/(NA20+K20) WT PCT 67.56 MOL PCT 75.99

FE0/(FE0+FE203) WT PCT 58.97 MOL PCT 76.16

COOMBS BASALT PLOT NE-OL-QZ-DI(=21.34)

QZ= .90 NE= 0.00 OL= .64 DI= .06

SPECIES	INPUT WT PRCNT	CALC CAT PRCNT	FORM FR30P CTPCT	MINERAL	CAT PRCNT	WT PRCNT
SI02	67.50	64.36	0.00	QZ	17.13	17.96
TI02	.02	.21	0.00	CO	0.00	0.00
TR02	-0.10	0.00	0.00	Z	0.00	0.00
AL2O3	16.15	18.15	0.00	OR	20.07	19.50
GR2O3	-0.00	0.00	0.00	PL	60.20	55.70
FE2O3	.23	.17	0.00	(AB)	49.73	45.52
FE0	.34	.27	0.00	(AN)	10.47	10.17
MNO	.03	[.02]		LC	0.00	0.00
NIO	-0.00	[0.00]		NE	0.00	0.00
MGO	.40	.57	0.00	KP	0.00	0.00
CAO	2.44	2.49	[.00]	HL	0.00	0.00
SRO	-0.00	[0.00]		TH	0.00	0.00
BAO	-0.00	[0.00]				
NA2O	5.38	9.95	0.00	AC	0.00	0.00
K2O	3.30	4.01	0.00	NS	0.00	0.00
P2O5	-0.00	0.00	0.00	KS	0.00	0.00
H2O+	-0.00			HO	0.00	0.00
H2O-	-0.00			DI	1.59	1.56
SO3	-0.00	0.00	0.00	(HO)	.80	.81
S	-0.00	[0.00]	0.00	(EN)	.59	.52
CL	-0.00	[0.00]	0.00	(FS)	.21	.24
F	-0.00	[0.00]	0.00	HY	.74	.70
CO2	-0.00	0.00	0.00	(EN)	.55	.48
				(FS)	.19	.22
TOTAL	95.79	100.00		OL	0.00	0.00
-H2O	95.79			(FO)	0.00	0.00
				(FA)	0.00	0.00
				CS	0.00	0.00
				MT	.25	.33
				CM	0.00	0.00
				IL	.03	.04
				HM	0.00	0.00
				SP	0.00	0.00
				PF	0.00	0.00
				RU	0.00	0.00
				AP	0.00	0.00
				FL	0.00	0.00
				PY	0.00	0.00
				CC	0.00	0.00
				SALIC	97.39	93.16
				FEMIC	2.61	2.63
				TOTAL	100.00	95.79

AN/PL	WT PCT	18.25	MOL PCT	17.40
FA/OL	WT PCT	0.00	MOL PCT	0.00
EN/HY	WT PCT	68.55	MOL PCT	74.12
DIFNOX	WT PCT	82.99	CAT PCT	86.92

QZ-AB-OR DIAGRAM

WT PCT	QZ	21.64	AB	54.86	OR	23.50
MOL PCT	QZ	55.09	AB	31.99	OR	12.91

QZ-NE-KP DIAGRAM

WT PCT	QZ	56.93	NE	29.72	KP	13.35
MOL PCT	QZ	76.34	NE	16.86	KP	6.80

AN-AB-OR DIAGRAM

WT PCT	AN	13.53	AB	60.54	OR	25.93
MOL PCT	AN	13.05	AB	61.95	OR	25.00

A-F-M DIAGRAM

WT PCT	ALK	89.95	FE	5.91	MG	4.13
MOL PCT	ALK	88.33	FE	4.48	MG	7.19

(NA+K)/AL	ATH WT PCT	78.75	GRMATH PCT	76.92
(FE+MN)/(FE+MN+MG)	ATH WT PCT	65.02	GRMATH PCT	44.75
NA2O/(NA2O+K2O)	WT PCT	51.98	MOL PCT	71.25
FE0/(FE0+FE2O3)	WT PCT	59.65	MOL PCT	76.57

COOMSS BASALT PLCT NE-OL-QZ-DI(=19.46)

QZ= .90 NE= 0.00 OL= .02 DI= .08

IDENTIFICATION FIELD READS.. 71341J1

POR HB QTZ MONZONITE

49

SPECIES	INPUT WT PRCNT	CALC CAT PRCNT	COMP ERROR CTPCT	MINERAL	CAT PRCNT	WT PRCNT
SiO2	65.00	63.31	0.00	QZ	14.48	14.47
TiO2	.31	.01	0.00	CO	0.00	0.00
ZrO2	-0.00	0.00	0.00	Z	0.00	0.00
Al2O3	18.50	18.94	0.00	OR	19.76	18.79
CR2O3	-0.00	0.00	0.00	PL	63.32	57.80
Fe2O3	.10	.07	0.00	(AB)	52.69	47.22
FeO	.15	.12	0.00	(AN)	11.13	10.58
MnO	.04	(0.03)		LC	0.00	0.00
NiO	-0.00	(0.00)		NE	0.00	0.00
MgO	.35	.51	0.00	KP	0.00	0.00
CaO	2.41	2.52	0.00	HL	0.00	0.00
SrO	-0.00	(0.00)		TH	0.00	0.00
BaO	-0.00	(0.00)				
Na2O	5.58	10.54	0.00	AC	0.00	0.00
K2O	3.18	3.95	0.00	NS	0.00	0.00
P2O5	-0.00	0.00	0.00	KS	0.00	0.00
H2O+	-0.00	0.00	0.00	WO	0.00	0.00
H2O-	-0.00	0.00	0.00	OI	1.16	1.10
SO3	-0.00	0.00	0.00	(NO)	.58	.57
S	-0.00	(0.00)	0.00	(EN)	.47	.41
Cl	-0.00	(0.00)	0.00	(FS)	.10	.12
F	-0.00	(0.00)	0.00	HY	.66	.60
CO2	-0.00	0.00	0.00	(EN)	.54	.47
				(FS)	.12	.13
TOTAL	93.32	100.00		OL	0.00	0.00
-H2O	93.32			(FO)	0.00	0.00
				(FA)	0.00	0.00
				CS	0.00	0.00
				MT	.11	.14
				CM	0.00	0.00
				IL	.01	.02
				HM	0.00	0.00
				SP	0.00	0.00
				PF	0.00	0.00
				RU	0.00	0.00
				AP	0.00	0.00
				FL	0.00	0.00
				PY	0.00	0.00
				CC	0.00	0.00
				SALIC	98.06	91.46
				FEMIC	1.94	1.86
				TOTAL	100.00	93.32

AN/PL	WT PCT	18.31	MOL PCT	17.44
FA/OL	WT PCT	0.00	MOL PCT	0.00
EN/HY	WT PCT	77.65	MOL PCT	82.34
DIFNDX	WT PCT	80.98	CAT PCT	85.93

QZ-AB-OR DIAGRAM

WT PCT	QZ	18.39	AB	58.38	OR	23.23
MOL PCT	QZ	49.99	AB	36.87	OR	13.64

QZ-NE-KP DIAGRAM

WT PCT	QZ	55.17	NE	31.63	KP	13.20
MOL PCT	QZ	75.00	NE	18.18	KP	6.82

AN-AB-OR DIAGRAM

WT PCT	AN	13.82	AB	51.65	OR	24.53
MOL PCT	AN	13.32	AB	53.04	OR	23.64

A-F-M DIAGRAM

WT PCT	ALK	93.59	FE	2.67	MG	3.74
MOL PCT	ALK	91.57	FE	2.01	MG	6.42

(NA+K)/AL	ATH	WT PCT	77.63	GRMATY PCT	76.49
(FE+MN)/(FE+MN+MG)	ATH	WT PCT	50.75	GRMATY PCT	31.02
NA2O/(NA2O+K2O)		WT PCT	63.73	MOL PCT	72.73
FeO/(FeO+Fe2O3)		WT PCT	68.05	MOL PCT	76.93

COOMBS BASALT PLOT NE-OL-QZ-OI(=16.30)

QZ= .91 NE= 0.00 OL= .02 OI= .07

136

SPECIES	INPUT WT PRCNT	CALC CAT PRCNT	CC4P ERROR CTPCT	MINERAL	CAT PRCNT	WT PRCNT
STO2	71.10	67.38	0.00	QZ	24.03	26.31
TIO2	.32	.61	0.00	CO	1.82	1.63
ZPO2	-0.00	0.00	0.00	Z	4.00	0.00
AL2O3	15.70	17.54	0.00	OR	17.17	16.78
CP2O3	-0.00	0.00	0.00	PL	54.83	50.67
FE2O3	.08	.06	0.00	(AR)	40.23	44.42
FE0	.12	.11	0.00	(AN)	6.60	6.45
MNO	.03	(0.00)		LC	0.00	0.00
NIO	-0.00	(0.00)		NE	0.00	0.00
MGO	.35	.49	0.00	KP	0.00	0.00
CAO	1.35	1.32	0.00	HL	0.00	0.00
SRO	-0.00	(0.00)		TH	0.00	0.00
BAO	-0.00	(0.00)				
NA2O	5.25	9.65	0.00	AC	0.00	0.00
K2O	2.94	3.43	0.00	NS	0.00	0.00
P2O5	-0.00	0.00	0.00	KS	0.00	0.00
H2O+	-0.00			WO	0.00	0.00
H2O-	-0.00			DI	0.00	0.00
SO3	-0.00	0.00	0.00	(NO)	0.00	0.00
S	-0.00	(0.00)	0.00	(EN)	0.00	0.00
CL	-0.00	(0.00)	0.00	(FS)	0.00	0.00
F	-0.00	(0.00)	0.00	HY	1.14	1.00
CO2	-0.00	0.00	0.00	(EN)	.99	.87
				(FS)	.15	.12
				GL	0.00	0.00
TOTAL	96.79	100.00		(FO)	0.00	0.00
-H2O	96.79			(F4)	0.00	0.00
				CS	0.00	0.00
				HT	.09	.12
				CM	0.00	0.00
				IL	.83	.84
				HM	0.00	0.00
				SP	0.00	0.00
				PF	0.00	0.00
				RU	0.00	0.00
				AP	0.00	0.00
				FL	0.00	0.00
				PY	0.00	0.00
				CC	0.00	0.00
				SALIC	98.74	95.59
				FERIC	1.26	1.20
				TOTAL	100.00	96.79

AN/PL	WT PCT	12.68	MOL PCT	12.04
FA/OL	WT PCT	0.00	MOL PCT	0.00
EN/HY	WT PCT	83.12	MOL PCT	86.61
DIFNOX	WT PCT	87.51	CAT PCT	90.33

QZ-AB-OR DIAGRAM

WT PCT	QZ	30.86	AB	50.76	OR	19.18
MOL PCT	QZ	65.59	AB	25.30	OR	9.13

QZ-NE-KP DIAGRAM

WT PCT	QZ	61.69	NE	27.56	KP	10.90
MOL PCT	QZ	79.62	NE	15.03	KP	5.35

AN-AB-OR DIAGRAM

WT PCT	AN	9.53	AB	65.66	OR	24.81
MOL PCT	AN	9.17	AB	66.99	OR	23.84

A-F-M DIAGRAM

WT PCT	ALK	93.63	FE	2.31	MG	4.05
MOL PCT	ALK	91.37	FE	1.73	MG	5.91

(NA+K)/AL	ATM WT PCT	75.25	GRMATM PCT	74.59
(FE+MN)/(FE+MN+MG)	ATM WT PCT	44.97	GRMATM PCT	26.28
NA2O/(NA2O+K2O)	WT PCT	64.89	MOL PCT	73.75
FE0/(FE0+FE2O3)	WT PCT	60.00	MOL PCT	76.93

COOMBS BASALT PLCT NE-OL-QZ-DI(=26.07)

QZ= .98 NE= 0.00 OL= .02 DI= 0.00

IDENTIFICATION FIELD READS.. 739H86

POR HB QTZ MONZONITE

51

SPECIES	INPUT WT PRCNT	CALC CAT PRCNT	COMP FEED CTPCT	MINERAL	CAT PRCNT	WT PRCNT
SiO2	69.90	65.86	0.00	QZ	19.79	20.74
TiO2	.01	.01	0.00	CO	0.00	0.00
ZrO2	-0.00	0.00	0.00	Z	0.00	0.00
Al2O3	15.70	17.65	0.00	OR	18.39	17.85
CR2O3	-0.00	0.00	0.00	PL	66.60	55.93
FE2O3	.11	.08	0.00	(AN)	51.26	46.88
FeO	.16	.13	0.00	(AN)	9.33	9.95
MnO	.11	(.01)		LC	0.00	0.00
NiO	-0.00	(0.00)		NE	0.00	0.00
H2O	.31	.44	0.00	KP	0.00	0.00
CaO	1.44	1.88	0.00	HL	0.00	0.00
SR0	-0.00	(0.00)		TH	0.00	0.00
BA0	-0.00	(0.00)				
NA2O	5.54	10.25	0.00	AC	0.00	0.00
K2O	3.62	3.68	0.00	NS	0.00	0.00
P2O5	-0.00	0.00	0.00	KS	0.00	0.00
H2O+	-0.00			HO	0.00	0.00
H2O-	-0.00			DI	.06	.06
SO3	-0.00	0.00	0.00	(HO)	.03	.03
S	-0.00	(0.00)	0.00	(EN)	.03	.02
CL	-0.00	(0.00)	0.00	(FS)	.01	.01
F	-0.00	(0.00)	0.00	HY	1.03	.95
CO2	-0.00	0.00	0.00	(EN)	.86	.75
				(FS)	.17	.20
TOTAL	95.70	100.00		OL	0.00	1.00
-H2O	95.70			(FO)	0.00	0.00
				(FA)	0.00	0.00
				CS	0.00	0.00
				HT	.12	.16
				CH	0.00	0.00
				IL	.01	.02
				HY	0.00	0.00
				SP	0.00	0.00
				PF	0.00	0.00
				RU	0.00	0.00
				AP	0.00	0.00
				FL	0.00	0.00
				PY	0.00	0.00
				CC	0.00	0.00
				SALIC	98.78	94.51
				FEMIC	1.22	1.19
				TOTAL	100.00	95.70

AN/PL	WT PCT	16.18	MOL PCT	15.40
FA/OL	WT PCT	0.00	MOL PCT	0.00
EN/HY	WT PCT	79.02	MOL PCT	83.19
DIFNOX	WT PCT	85.46	CAT PCT	89.45

QZ-AR-OR DIAGRAM

WT PCT	QZ	24.26	AB	54.85	OR	20.58
MOL PCT	QZ	56.59	AB	30.43	OR	10.90

QZ-NE-KP DIAGRAM

WT PCT	QZ	56.42	NE	29.72	KP	11.87
MOL PCT	QZ	77.38	NE	16.65	KP	5.97

AN-AB-OR DIAGRAM

WT PCT	AN	12.27	AB	63.54	OR	24.19
MOL PCT	AN	11.81	AB	64.91	OR	23.28

A-F-M DIAGRAM

WT PCT	ALK	93.65	FE	2.95	MG	3.39
MOL PCT	ALK	91.97	FE	2.21	MG	5.82

(NA+K)/AL	ATM WT PCT	79.63	GRMATM PCT	78.87
(FE+MN)/(FE+MN+MG)	ATM WT PCT	52.79	GRMATM PCT	32.75
NA2O/(NA2O+K2O)	WT PCT	64.72	MOL PCT	73.60
FeO/(FeO+Fe2O3)	WT PCT	59.26	MOL PCT	76.38

COOMBS BASALT PLOT NE-OL-QZ-DI(=20.89)

QZ= .97 NE= 0.00 OL= .02 DI= .00

SPECIES	INPUT WT PCT	CALC CAT PCT	COMP FORM PCT	MINERAL	CAT PCT	WT PCT
SI02	70.13	64.80	0.37	QZ	17.77	19.22
TIO2	.31	.31	0.37	CO	0.03	0.00
ZRO2	-0.03	0.03	0.37	Z	0.00	0.30
AL2O3	16.33	17.76	0.37	OR	18.16	18.20
CR2O3	-0.33	0.00	0.37	PL	61.08	58.22
FE2O3	.18	.13	0.37	(AN)	51.52	48.65
FE0	.26	.23	0.00	(AN)	9.55	9.57
MNO	.33	(.02)		LC	0.03	1.30
NIO	-0.33	(0.33)		HE	0.03	0.00
MGO	.65	.00	0.37	KP	0.00	0.00
CAO	2.28	2.26	0.00	HL	0.00	0.00
SRO	-0.00	(0.00)		TH	0.00	0.00
BAO	-0.00	(0.00)				
NA2O	5.75	10.30	0.37	AC	0.30	1.00
K2O	3.08	3.63	1.00	NS	0.00	3.00
P2O5	-0.33	0.00	0.17	KS	0.00	0.00
H2O+	-0.33			HO	0.00	0.00
H2O-	-0.00			DI	1.39	1.38
SO3	-0.00	0.00	0.00	(HO)	.73	.73
S	-0.00	(0.00)	0.00	(EN)	.59	.54
CL	-0.00	(0.00)	0.00	(FS)	.10	.12
F	-0.00	(0.00)	0.00	HY	1.41	1.33
CO2	-0.00	0.00	0.00	(EN)	1.20	1.08
				(FS)	.21	.25
TOTAL	98.64	100.00		OL	0.00	0.00
-H2O	98.64			(FO)	0.00	0.00
				(FA)	0.00	0.00
				CS	0.00	0.00
				HT	.19	.26
				CM	0.00	0.00
				IL	.01	.02
				HM	0.00	0.00
				SP	0.30	0.30
				PF	0.30	0.00
				RU	0.00	0.00
				AP	0.00	0.00
				FL	0.30	0.00
				PY	0.30	0.30
				CC	0.00	0.00
				SALIC	97.03	95.65
				FEMIC	3.00	2.99
				TOTAL	100.00	98.64

AN/PL	WT PCT	16.44	MOL PCT	15.64
FA/OL	WT PCT	0.00	MOL PCT	0.00
EN/HY	WT PCT	81.48	MOL PCT	85.25
DIFNOX	WT PCT	96.68	CAT PCT	87.45

QZ-AB-OR DIAGRAM

WT PCT	QZ	22.33	AB	56.52	OR	21.14
MOL PCT	QZ	56.04	AB	32.50	OR	11.46

QZ-NE-KP DIAGRAM

WT PCT	QZ	57.36	NE	30.62	KP	12.02
MOL PCT	QZ	76.61	NE	17.30	KP	6.10

AN-AB-OR DIAGRAM

WT PCT	AN	12.52	AB	53.66	OR	23.91
MOL PCT	AN	12.65	AB	65.63	OR	22.92

A-F-M DIAGRAM

WT PCT	ALK	69.61	FE	4.44	MG	6.55
MOL PCT	ALK	85.74	FE	3.24	MG	11.02

(NA+K)/AL	ATM WT PCT	79.09	GRMATM PCT	78.48
(FE+MN)/(FE+MN+MG)	ATM WT PCT	47.26	GRMATM PCT	28.08
NA2O/(NA2O+K2O)	WT PCT	65.12	MOL PCT	73.94
FE0/(FE0+FE2O3)	WT PCT	59.09	MOL PCT	76.25

COOMBS BASALT PLOT NE-OL-QZ-DI(=20.56)

QZ=	.90	NE=	0.00	OL=	.03	DI=	.07
-----	-----	-----	------	-----	-----	-----	-----

SPECIES	INPUT WT PRCNT	CALC CAT PRCNT	CCMP ERROR CTPCT	MINERAL	CAT PRCNT	WT PRCNT
SI02	65.73	64.22	0.00	QZ	16.17	16.54
TI02	.02	.01	0.00	CO	0.00	0.00
ZR02	-0.00	0.00	0.00	Z	0.00	0.00
AL203	15.63	18.01	0.00	OR	20.57	19.50
CR203	-0.00	0.00	0.00	PL	60.22	54.28
FE203	.15	.11	0.00	(AR)	50.98	45.52
FE0	.22	.18	0.00	(AN)	9.24	8.75
MNO	.53	(.12)		LC	0.00	0.00
NIO	-0.00	(0.00)		NE	0.00	0.00
MG0	.40	.58	0.00	KP	0.00	0.00
CA0	2.44	2.56	0.00	HL	0.00	0.00
SR0	-0.00	(0.00)		TH	0.00	0.00
BA0	-0.00	(0.00)				
NA20	5.38	10.20	0.00	AC	0.00	0.00
K20	3.30	4.11	0.00	NS	0.00	0.00
P205	-0.00	0.00	0.00	KS	0.00	0.00
H20+	-0.00			HO	0.00	0.00
H20-	-0.00			DI	2.83	2.68
SO3	-0.00	0.00	0.00	(KO)	1.42	1.40
S	-0.00	(0.00)	0.00	(EN)	1.15	.98
CL	-0.00	(0.00)	0.00	(FS)	.27	.30
F	-0.00	(0.00)	0.00	HY	.02	.02
CO2	-0.00	0.00	0.00	(EN)	.02	.01
				(FS)	.00	.00
TOTAL	93.27	110.00		OL	0.00	0.00
-H2O	93.27			(FO)	0.00	0.00
				(FA)	0.00	0.00
				CS	0.00	0.00
				MT	.17	.22
				CM	0.00	0.00
				IL	.03	.04
				HM	0.00	0.00
				SP	0.00	0.00
				PF	0.00	0.00
				RU	0.00	0.00
				AP	0.00	0.00
				FL	0.00	0.00
				PY	0.00	0.00
				CC	0.00	0.00
				SALIC	96.95	90.32
				FEMIC	3.05	2.95
				TOTAL	100.00	93.27

AN/PL WT PCT 16.13 MOL PCT 15.34
 FA/OL WT PCT 0.00 MOL PCT 0.00
 EN/HY WT PCT 76.69 MOL PCT 81.21
 DIFNOX WT PCT 81.56 CAT PCT 87.72

QZ-AB-OR DIAGRAM

WT PCT QZ 20.28 AB 55.81 OR 23.91
 MOL PCT QZ 53.04 AB 33.45 OR 13.50

QZ-NE-KP DIAGRAM

WT PCT QZ 56.18 NE 30.24 KP 13.59
 MOL PCT QZ 75.79 NE 17.25 KP 6.96

AN-AB-OR DIAGRAM

WT PCT AN 11.36 AB 61.70 OR 26.43
 MOL PCT AN 11.43 AB 63.10 OR 25.46

A-F-H DIAGRAM

WT PCT ALK 91.85 FE 3.92 MG 4.23
 MOL PCT ALK 89.74 FE 2.95 MG 7.31

(NA+K)/AL ATM WT PCT 81.37 GRMATH PCT 79.48

(FE+MN)/(FE+MN+MG) ATM WT PCT 55.36 GRMATH PCT 35.09

NA20/(NA20+K20) WT PCT 61.93 MOL PCT 71.25

FE0/(FE0+FE203) WT PCT 59.46 MOL PCT 76.53

COOMBS BASALT PLOT NE-OL-QZ-DI (=19.32)

QZ= .85 NE= 0.00 OL= .00 DI= .15

IDENTIFICATION FIELD READS.. 7384100

POR HQ QTZ MONZONITE

54

SPECIES	INPUT WT PRCNT	CALC CAT PRCNT	COIP FEFCO CTTOT	MINERAL	CAT PRCNT	WT PRCNT
STO2	67.40	65.44	0.00	QZ	21.88	22.54
TIO2	.01	.01	0.00	CO	1.10	.95
ZNO2	-0.00	0.00	0.00	Z	0.00	0.00
AL2O3	18.35	19.37	0.00	OR	19.26	19.38
CR2O3	-0.00	0.00	0.00	PL	55.42	50.46
FE2O3	.15	.11	0.00	(AR)	43.77	39.35
FeO	.22	.19	0.00	(AN)	11.65	11.11
MNO	.03	(.02)		LC	0.00	0.00
NIO	-0.00	(0.00)		NE	0.00	0.00
MGO	.65	.94	0.00	KP	0.00	0.00
CaO	2.24	2.33	0.00	HL	0.00	0.00
SrO	-0.00	(0.00)		TH	0.00	0.00
BAO	-0.00	(0.00)				
NA2O	4.65	8.75	0.00	AC	0.00	0.00
K2O	3.11	3.85	0.00	NS	0.00	0.00
P2O5	-0.00	0.00	0.00	KS	0.00	0.00
H2O+	-0.00			WO	0.00	0.00
H2O-	-0.00			DI	0.00	0.00
SO3	-0.00	0.00	0.00	(HO)	0.00	0.00
S	-0.00	(0.00)	0.00	(EN)	0.00	0.00
CL	-0.00	(0.00)	0.00	(FS)	0.00	0.00
F	-0.00	(0.00)	0.00	4Y	2.16	1.94
CO2	-0.00	0.00	0.00	(EN)	1.88	1.62
				(FS)	.28	.32
TOTAL	94.51	100.00		OL	0.00	0.00
-H2O	94.51			(FO)	0.00	0.00
				(FA)	0.00	0.00
				CS	0.00	0.00
				MT	.16	.22
				GM	0.00	0.00
				IL	.01	.32
				HM	0.00	0.00
				SP	0.00	0.00
				PF	0.00	0.00
				RU	0.00	0.00
				AP	0.00	0.00
				FL	0.00	0.00
				PY	0.00	0.00
				CC	0.00	0.00
				SALIC	97.65	92.34
				FEHIC	2.34	2.17
				TOTAL	100.00	94.51

AN/PL	WT PCT	22.02	MOL PCT	21.02
FA/OL	WT PCT	0.00	MOL PCT	0.00
FN/HY	WT PCT	83.52	MOL PCT	86.75
DIENOX	WT PCT	80.26	CAT PCT	84.91

QZ-AR-OR DIAGRAM

WT PCT	QZ	28.05	AR	49.02	OR	22.93
MOL PCT	QZ	61.45	AR	25.38	OR	11.17

QZ-NE-KP DIAGRAM

WT PCT	QZ	62.43	NE	25.56	KP	13.01
MOL PCT	QZ	78.49 <th>NE</th> <td>14.66</td> <th>KP</th> <td>6.45</td>	NE	14.66	KP	6.45

AN-AR-OR DIAGRAM

WT PCT	AN	16.14	AR	57.16	OR	26.70
MOL PCT	AN	15.50	AR	59.51	OR	25.79

A-F-M DIAGRAM

WT PCT	ALK	85.78	FE	4.21	MG	7.40
MOL PCT <th>ALK</th> <td>84.30</td> <th>FE</th> <td>3.12</td> <th>MG</th> <td>12.53</td>	ALK	84.30	FE	3.12	MG	12.53

(NA+K)/AL ATM WT PCT 71.38 GRMITY PCT 66.63

(FE+MN)/(FE+MN+MG) ATM WT PCT 43.28 GRMITY PCT 24.96

NA2O/(NA2O+K2O) WT PCT 59.92 MOL PCT 69.44

FeO/(FeO+Fe2O3) WT PCT 59.46 MOL PCT 76.53

COOMBS BASALT PLOT NE-OL-QZ-DI(=24.04)

QZ= .95 NE= 0.00 OL= .04 DI= 0.00

141